


# COWBOYS★91



Quarterback  
TROY  
AIKMAN

# Fingertip Information

OFFICE ADDRESS — Cowboys Center, One Cowboys Parkway, Irving, Texas 75063-4727

Executive Office 214/558-9900, Ticket Office 214/579-4800

HOME FIELD — Texas Stadium (Capacity 65,022) • COLORS — Royal Blue, Metallic Silver Blue and White

## COWBOYS TICKET OUTLETS

Dallas/Fort Worth Metroplex

### Dallas Cowboys Ticket Office:

Texas Stadium  
2401 E. Airport Parkway  
Irving, Texas 75062

### Rainbow/Ticketmaster Outlets:

Main Ticket Center  
All Sears and Sound Warehouse Stores  
TicketQuik at select 7-Eleven Stores

### Out of Town

(for exact locations call phone number listed)

Austin 512/477-8060

El Paso 915/532-4661

Oklahoma City 405/948-6800

San Antonio 512/224-3000

Houston 713/977-3333

### Charge Tickets by Phone

Dallas Cowboys Ticket Office:  
214/579-4800

### Rainbow/Ticket Master Outlets:

214/787-2000

214/787-1500 (Metro)

800/725-7200

# 1991 Training Camp Data

## LOCATION

St. Edward's University  
Campus Mail Box 1064  
3001 South Congress Avenue  
Austin, TX 78704

## REPORTING DATES:

All Players report on Sun. July 14

## DATES:

July 14 through August 16

## PHONE NUMBERS:

Switchboard ..... 512/326-7350  
Public Relations ..... 512/326-7353  
Fax Line ..... 512/326-7030

# INDEX

Attendance .....	208
Big Days/Playoffs .....	180
Big Days/Regular Season .....	167
Cheerleaders .....	204
Coaching Staff .....	9
Consecutive Winning Seasons .....	174
Cowboys in Print .....	206
Cowboys on Television .....	206
Directory .....	2
Draft, All-Time (1961-91) .....	114
Entertainment Activities .....	207
Halftime, Activities .....	207
Hall of Fame .....	192
Highlight Film .....	192
Historical Highlights .....	193
Honors .....	112
How Cowboys Were Built .....	26
Johnson, Jimmy .....	6
Jones, Jerry .....	4
Last Time .....	172
Largest Margin of Victory .....	167
Largest Margin of Defeat .....	167
Longest Plays/Playoffs .....	180
Longest Plays/Regular Season .....	170
Monday Night, etc. Results .....	174
NFL Data	
Post Season, 1991 .....	209
Standings, 1990 .....	209

Opponents .....	124
Player Personnel .....	18
Players	
Biographies, Draft Choices .....	87
Biographies, Free Agent Rookies .....	105
Biographies, Veterans .....	28
Biographies, Other with Pro Exp. ....	85
Rosters	
All-Time .....	108
All-Time by College .....	113
1991 Veterans .....	107
1991 Rookies .....	106
Preseason Results, All-Time .....	189
Radio .....	205
Records/Playoff .....	176
Records/Regular Season .....	150
Results, All-Time .....	184
Ring of Honor .....	191
Road Itinerary .....	203
Schedule, Cowboys 1991 .....	1
Schedule, NFL 1991 .....	210
Season at a Glance, 1990 .....	132
Statistical Leaders, All-Time .....	142
Statistical Leaders by Years .....	144
Statistics, 1990 .....	138
Texas Stadium .....	202
Thanksgiving Day Results .....	174
What to Look for in 1991 .....	25

# COWBOYS™

## 1991 Schedule

### PRESEASON GAMES

DATE	OPPONENT (TV)	LOCAL TIME	DALLAS TIME
Sat., Aug. 3	at Kansas City (KDFW - Dallas)	7:00 p.m.	7:00 p.m.
Mon., Aug. 12	L.A. Raiders (ABC)*	7:00 p.m.	
Sun., Aug. 18	at Houston (TNT, KTXA - Dallas)*	7:00 p.m.	7:00 p.m.
Fri., Aug. 23	ATLANTA (KDFW - Dallas)	8:00 p.m.	

### REGULAR SEASON GAMES (TV)

Sun., Sept. 1	at Cleveland (CBS)	1:00 p.m.	Noon
Mon., Sept. 9	WASHINGTON (ABC)*	8:00 p.m.	
Sun., Sept. 15	PHILADELPHIA (CBS)	Noon	
Sun., Sept. 22	at Phoenix (TNT, KTXA - Dallas)*	5:00 p.m.	7:00 p.m.
Sun., Sept. 29	NEW YORK GIANTS (CBS)	Noon	
Sun., Oct. 6	Green Bay at Milwaukee (CBS)	Noon	Noon
Sun., Oct. 13	CINCINNATI (NBC)	Noon	
Sun., Oct. 20	OPEN DATE		
Sun., Oct. 27	at Detroit (CBS)	4:00 p.m.	3:00 p.m.
Sun., Nov. 3	PHOENIX (CBS)	Noon	
Sun., Nov. 10	at Houston (CBS)	Noon	Noon
Sun., Nov. 17	at New York Giants (CBS)*	4:00 p.m.	3:00 p.m.
Sun., Nov. 24	at Washington (CBS)	1:00 p.m.	Noon
Thurs., Nov. 28	PITTSBURGH (NBC)*	3:00 p.m.	
Sun., Dec. 8	NEW ORLEANS (CBS)	Noon	
Sun., Dec. 15	at Philadelphia (CBS)	1:00 p.m.	Noon
Sun., Dec. 22	ATLANTA (CBS)	Noon	

\*Televised Nationally

FIRST-ROUND PLAYOFFS	Dec. 28-29, 1991
DIVISIONAL PLAYOFFS	Jan. 4-5, 1992
CONFERENCE CHAMPIONSHIPS	Jan. 12, 1992
SUPER BOWL XXVI (Minneapolis)	Jan. 26, 1992
PRO BOWL (Honolulu)	Feb. 2, 1992

# Cowboys Club Directory

## ADMINISTRATION

**Jerry Jones**, President-General Manager  
**Mike McCoy**, Vice President  
**Stephen Jones**, Vice President  
**Steve Orsini**, Director of Administrative Personnel  
**Bruce Mays**, Director of Operations/  
Facility Coordinator  
**Craig Gileber**, Assistant Director  
of Operations  
**Larry Dixon**, Football Operations  
**Mike McCord**, Administrative Assistant  
**Marylyn Love**, Administrative Assistant  
**Carol Padgett**, Administrative Assistant  
**Jerri Mote**, Secretary

## FINANCE

**Jack Dixon**, Treasurer  
**Jim Lancaster**, Controller  
**Cindy Helland**, Accounting  
**Jane Lawrence**, Accounting

## MARKETING

**George Hays**, Vice President/  
Director of Marketing  
**Charlotte Anderson**, Marketing and  
Special Events Coordinator  
**Mark Faber**, Sales and Marketing  
**Beth Egan**, Secretary

## PUBLIC RELATIONS

**Rich Dalrymple**, Director  
**David Pelletier**, Assistant Director  
**Brett Daniels**, Public Relations Assistant  
**Deana Patterson**, Secretary

## TICKET SALES AND PROMOTIONS

**Joel Finglass**, Director  
**Marcia Lavine**, Ticket Manager  
**Tamara Fulton**, Sales and Promotions  
**Tammy Hirschfeld**, Assistant  
Ticket Manager  
**Robert Newhouse**, Sales and Promotions  
**Andrea Payne**, Ticket Sales  
**Mary Reed**, Ticket Sales  
**Ron Thornton**, Sales and Promotions  
**Charlie Turano**, Advertising and Promotions

## VIDEO

**Robert Blackwell**, Director  
**Randy Tinsley**, Assistant Director

## COACHING STAFF

**Jimmy Johnson**, Head Coach  
**Norv Turner**, Offensive Coordinator/  
Quarterbacks  
**Dave Wannstedt**, Defensive Coordinator/  
Linebackers  
**Hubbard Alexander**, Receivers  
**Joe Avezzano**, Special Teams  
**Joe Brodsky**, Running Backs  
**Dave Campo**, Defensive Backs  
**Butch Davis**, Defensive Line  
**Robert Ford**, Tight Ends  
**Steve Hoffman**, Kickers and  
Quality Control  
**Ron Meeks**, Defensive Assistant  
**Tony Wise**, Offensive Line  
**Mike Wolick**, Strength and Conditioning  
**Marge Anderson**, Secretary  
**Barbara Goodman**, Secretary

## PLAYER PERSONNEL

**Bob Ackles**, Director  
**Dick Mansperger**, College Scouting  
Director  
**Jim Garrett**, Scout  
**Walter Juliff**, Scout  
**Ron Marcinlak**, Scout  
**Jeff Smith**, Scout  
**Walt Yowarsky**, Scout  
**Chris Hall**, Administrative Aide  
**Vickie Holman**, Secretary  
**Connie Medina**, Secretary

## MEDICAL

**Kevin O'Neill**, Head Trainer  
**Don Cochren**, Medical Records Coordinator/  
Athletic Trainer  
**Jim Maurer**, Assistant Trainer  
**Adrian Melendez**, Training Intern  
**Dr. Robert Vandermeer**, Team Physician  
**Dr. John Baker**, Team Physician  
**Dr. J.R. Zamorano**, Team Physician

## EQUIPMENT/PRACTICE FIELDS

**Buck Buchanan**, Equipment Manager  
**Jerry Fowler**, Assistant Manager  
**Louis Jackson**, Assistant  
**Robert Jackson**, Assistant  
**Al Walker**, Assistant  
**Ira Wrigley**, Assistant

## BUILDING OPERATIONS

**Steve Forgey**, Building Supervisor  
**Kathy Coleman**, Mailroom/Supplies  
**Wanda Forgey**, Switchboard Operator  
**Ruben Garcia**, Security  
**Mark Lackey**, Mailroom  
**Bill Petty**, Security Director  
**Angela Rodriguez**, Maintenance  
**Ruben Rodriguez**, Security  
**Reggie Walker**, Security  
**Robben Wansley**, Receptionist



THE ADMINISTRATION





In just over two years' time, Jerry Jones' enthusiastic style of ownership with the Dallas Cowboys has rekindled the flames of excitement that have Dallas fans bristling with anticipation once again.

The visions of rebirth, and a return to the glory days of years past is an everyday topic of conversation around the Metroplex and the national football community. The expectation level surrounding the Cowboys is once again at a premium level. And Jerry Jones wouldn't have it any other way.

As year three of the Cowboys' new era unfolds, Jones' "hands-on" style of ownership continues to carry the stamp of innovation, rapid progress and a commitment to winning as soon as possible.

- ★ After an inaugural 1-15 season, Jones displayed his eagerness to rapidly improve the Cowboys' overall talent level. In the spring of 1990, he was the NFL's most aggressive executive in the area of Plan B free agency — signing 16 Plan B players.
- ★ After that 1-15 season in '89, the Cowboys went 7-9 last year, narrowly missing a playoff berth and completing one of the most dramatic turn-arounds in NFL history.
- ★ Since purchasing the Cowboys, Jones and head coach Jimmy Johnson have orchestrated 29 trades which have triggered the influx of young talent to the organization. Just prior to the 1991 NFL Draft, Jones completed a last-minute deal that brought the first overall pick in the draft to Dallas, and the Cowboys used that selection to choose Outland Trophy Winner Russell Maryland.
- ★ Jones has further emphasized his commitment toward building a perennial playoff team by acquiring an abundant number of high-round choices in the 1991 and 1992 NFL Drafts. Dallas selected a team record 17 players in the 1991 draft. In 1992, Jones will have two first-round selections, three second-round picks, and two third-round choices with which to continue the rebuilding process.
- ★ In a move that has proved tremendously popular among Dallas fans throughout the State of Texas and the Southwest, Jones successfully executed the move of Cowboys training camp to St. Edward's University in Austin. Last summer, nearly 100,000 fans were attracted to Austin to watch the Cowboys hold their first-ever in-state training camp in club history.
- ★ A revised marketing strategy has helped the Cowboys witness increases in average home attendance by 6.4% in 1989 and by 13.7% in 1990. Moreover, in 1990, Dallas drew 60,000 fans or better for seven home games — the most games of 60,000-or-more since the 1983 season.

*JONES, Cont.*

The face of the Dallas Cowboys organization has taken on a new look since Jerry Jones purchased the team from H.R. "Bum" Bright on February 25, 1989. Jones, however, maintains that the storied tradition of success that the organization has developed through 32 years will always remain as a primary priority.

"We will settle for nothing less than achieving at the highest level with the Dallas Cowboys," says Jones. "The major focus of every department in this organization is to return the Cowboys to the place where they belong — as a perennial playoff team and a Super Bowl contender."

Only the third owner in the history of the Dallas franchise, Jones is involved with the daily operations of every aspect of the organization. Along with his duties as President-General Manager of the Cowboys, he is the owner of Texas Stadium Corporation, a sister organization to the Cowboys which operates the stadium for the City of Irving.

In less than three years time, he has become widely recognized as one of the most active and energetic owners in recent NFL history.

Dallas fans simply know him as an enthusiastic young force on the professional sports scene who has already demonstrated a complete willingness to do whatever it takes to bring a championship calibre team back to Texas Stadium.

Jerral Wayne Jones was born on October 13, 1942 in Los Angeles. He learned his business style from his father, J.W. "Pat" Jones, a successful entrepreneur first in supermarkets, then in insurance.

Pat Jones moved his family to North Little Rock, Ark., soon after Jerry was born. After starring in football as a running back at North Little Rock High School, Jerry received a scholarship to play at the University of Arkansas. He was a starting guard and co-captain of the 1964 team that went 11-0, defeated Nebraska in the Cotton Bowl and captured the national championship. Jerry's teammate and road roommate was Jimmy Johnson.

Upon graduating in 1965 Jerry joined his father's insurance company, Modern Security Life in Springfield, Mo., as executive vice president.

After receiving his master's in business from Arkansas, Jerry entered the oil and gas exploration business in Oklahoma in 1970 and soon became a phenomenal success. His oil and gas concern now has offices in Fort Smith and Little Rock, Ark., Oklahoma City, Sacramento, Calif., and Calgary, Canada.

In addition to professional football, stadium management and energy production, Jones has business interests in banking, real estate, crude oil shipping and refining, and poultry processing.

One of a very small number of NFL owners who actually earned a significant level of success as a football player, Jones is currently living a dream of engineering the fortunes of an NFL franchise. A man of varied interests who will not rest on yesterday's achievements, he is a dedicated businessman and family man — sharing a passion for both worlds.

Jerry is involved in numerous civic and charitable causes, including the Boys Clubs of America and the National Paralysis Association. Among his favorite hobbies are hunting, fishing, tennis, water skiing and snow skiing.

Jerry and wife Gene, a former Arkansas beauty pageant winner whom he met while both attended the University of Arkansas, live in Dallas. They have three children, Stephen, Charlotte and Jerry, Jr.

Stephen is a 26-year old graduate of the University of Arkansas who serves as a Cowboys' Vice President, and Charlotte (24) is a Stanford graduate who is the Marketing and Special Events Coordinator for the organization. Jerry Jr. is a senior at Georgetown University.





Last fall, the Dallas Cowboys surprised the professional football world by finishing the season with a 7-9 mark and missing a trip to the playoffs by one game. Along the way, head coach Jimmy Johnson became the first man in NFL history to be named Coach of the Year, by A.P. or U.P.I., after finishing the season with a record of below .500.

The coaching honors were indicative of the lengthy journey the Cowboys had traveled in a very short period of time. The 7-9 season was a dramatic turn-about from the 1-15 mark the team recorded in Johnson's first NFL season.

To Johnson, however, the recognition was simply a barometer of how far the

Cowboys still have to travel. "We made tremendous strides last year, because we had so much ground to make up," said Johnson. "I believe that this team is headed in the right direction, but I am fully aware of the fact that we still have a long way to go.

"There is no room for complacency around here, because our building process is really just getting started."

Such is a sampling of the typically focused vision that Johnson has carried with him throughout his 26-year coaching career.

In 1990, Johnson was named NFL Coach of the Year by the Associated Press, and NFC Coach of the Year by United Press International and College & Pro Football Newsweekly. The Cowboys registered one of the most dramatic turn-arounds in NFL history and fell just short of a playoff berth after a disappointing injury to quarterback Troy Aikman in Week 15.

When the 1988 and '89 seasons yielded Dallas fans just four wins in 32 games, Johnson and Cowboys owner Jerry Jones worked quickly and efficiently in putting the playoff contending 1990 team together. The team's leadership moved with a sense of urgency — emphasizing the importance of winning quickly. Yet the underlying theme to this construction process was to build a solid winner through the draft, a team that would stand the test of time for years to come.

The numbers involved in the building plan have been staggering to say the least. Jones and Johnson have orchestrated 29 trades since taking over on February 25, 1989, and following the 1989 season, the team signed an NFL-high 16 Plan B free agents.



To help ensure the success of the franchise's future, the Cowboys acquired 17 players via the 1991 draft, including the top overall pick, Outland Trophy Winner Russell Maryland. The team will enter the 1992 draft with two first-round selections, three second-round picks and two third-rounders. Recent drafts have introduced the likes of budding superstars Emmitt Smith (1990) and Troy Aikman (1989), while also uncovering sleepers with enormous potential such as Tony Tolbert (1989) and Jimmie Jones (1990).

It should not come as a surprise if Johnson puts the stamp of a winner on the Cowboys sooner than expected. Rapid success has been a trademark of his at every successful stop.

At the University of Miami (1984-88) Johnson led the Hurricanes to a 52-9 record, including a 44-4 mark over the final four seasons. His Hurricane teams also captured two Orange Bowl titles, a national championship in 1987 and two No. 2 finishes (1986 and 1988). Only a combined five-point difference in two losses separated Miami from three straight 12-0 seasons from 1986-88.

During Johnson's reign the Hurricanes were amazingly consistent. They were 21-9 against teams that were ranked in the Top 20, and 5-0 against preseason No. 1s. They avoided upsets, putting together an unblemished 31-0 mark versus unranked teams. They won 36 straight regular-season games from 1985-88, the fifth longest streak in NCAA history. And they won 20 consecutive road games from 1984-88.

In his first head coaching job, Johnson took over a losing program at Oklahoma State in 1979 and brought it to national prominence, compiling a 29-25 record in five seasons, including two bowl appearances. Johnson was named Big Eight Coach of the Year following his first season.

A native Texan, James William Johnson (7/16/43) grew up on the Gulf Coast in Port Arthur, where he earned all-state football honors at Jefferson High School as a two-way lineman.

Despite his relatively small size, Johnson became an All-Southwest Conference defensive lineman at Arkansas and helped lead the Razorbacks to the 1964 national championship. A three-year letterman, Johnson was named to Arkansas' All-Decade Team of the '60s. Arkansas was also where he forged a friendship with Jerry Jones that 25 years later led both men to Dallas.

Johnson, who earned his degree in psychology, began his coaching career on the defensive line at Louisiana Tech in 1965. When an assistant's job fell through at Florida State in 1966, Jimmy spent the year as an assistant coach at Picayune High School in Mississippi.

He resumed his college coaching career one year later in 1967 as Wichita State's defensive line coach. In 1968 he became a 25-year-old defensive coordinator when Johnny Majors, an Arkansas assistant when Jimmy played there, brought him to Iowa State.

After two years at Iowa State, Johnson moved to Chuck Fairbanks' Oklahoma staff (1970-72) as defensive line coach. He returned to Arkansas in 1973 for a four-year tenure as his alma mater's defensive coordinator under his college coach, Frank Broyles.

In 1977 Johnson went to Pittsburgh as assistant head coach and defensive coordinator, directing one of college football's all-time great defenses for two years. Johnson's 14-year career as an assistant came to end in 1979 when he took over the rebuilding mission at Oklahoma State.

Jimmy has two sons — Brent, an attorney with the firm of Akin, Gump in Dallas, and Chad, an account executive for Merrill Lynch in Dallas.

## JOHNSON'S COWBOYS RECORD

Year	W	L	T	Pct.
1989	1	15	0	.063
1990	7	9	0	.438
Dallas Totals	8	24	0	.250

## JOHNSON'S COLLEGIATE RECORD

YEAR SCHOOL	W	L	T	Pct.	POST-SEASON	YEAR SCHOOL	W	L	T	Pct.	POST-SEASON
1979 Oklahoma State	7	4	0	.636	None	1984 Miami	8	5	0	.615	Fiesta (L)
1980 Oklahoma State	3	7	1	.318	None	1985 Miami	10	2	0	.833	Sugar (L)
1981 Oklahoma State	7	5	0	.583	Independence Bowl (L)	1986 Miami	11	1	0	.917	Fiesta (L)
1982 Oklahoma State	4	5	2	.455	None	1987 Miami	12	0	0	1.000	Orange (W)
1983 Oklahoma State	8	4	0	.667	Bluebonnet Bowl (W)	1988 Miami	11	1	0	.917	Orange (W)
Oklahoma State Totals	29	25	3	.535		Miami Totals	52	9	0	.852	
College Totals							81	34	3	.699	





## Norv Turner

### Offensive Coordinator/Quarterbacks

One of the greatest compliments other NFL teams can give an offensive system and its coaching staff is to hire the assistants that made it work. In 1991 not only was Norv Turner brought from the Los Angeles Rams to run the Cowboys offense and oversee the quarterbacks, but Dick Coury, the Rams' quarterbacks coach from 1986-90, became New England's offensive coordinator.

As receivers coach the past four seasons, Turner worked with a Rams' offensive scheme that allowed potent output, while providing maximum protection for the quarterback.

The main beneficiary of this strategy was Rams' quarterback Jim Everett who has thrown for more yardage the past three years (12,263) than any NFL quarterback. In 1989 he became the first Rams' passer to throw for over 4,000 yards. Everett also has only been sacked an average of 29 times a season since 1988 despite attempting an average of 530 passes a year. This has allowed him to miss only one game since 1987 and enter 1991 with a streak of 48 straight starts.


Wide receivers Henry Ellard and Willie Anderson, who each had over 1,000 yards receiving the past two years, and tight end Pete Holohan excelled under Turner's guidance. Anderson led the league in yards per catch in 1989 and '90, and had an NFL record 336-yard receiving performance against New Orleans in 1989. Ellard led the NFL in catches in 1988 with 86. Holohan has caught 49-or-more passes each of the past three seasons.

Turner joined the Rams in 1985 after nine years with the University of Southern California. After overseeing quarterbacks for three seasons, Turner added the additional responsibilities of offensive coordinator for 1984 when USC defeated Ohio State in the Rose Bowl.

From 1976-79 Turner coached receivers, including future NFL draft picks Bill Gay, Calvin Sweeney, Ray Butler, Hoby Brenner, Kevin Williams and James Hunter. The next season Turner worked with a Trojans defensive backfield that produced three first-round draft picks - Ronnie Lott, Dennis Smith and Joey Browner - along with Jeff Fisher who played five seasons with the Bears and is now defensive coordinator for the Rams.

After a three-year career as a quarterback at Oregon, Turner became a graduate assistant for the Ducks in 1975. He was recruited to Oregon by John Robinson who was head coach, first at USC and then with the Rams, for most of Turner's coaching career.

Born in Le Jeune, NC (5/17/52), Norval Turner grew up in Martinez, CA, then starred as a quarterback/defensive back at Alhambra, CA, High School. He and wife Nancy have three children - Scott, Stephanie and Drew.



## Dave Wannstedt

### Defensive Coordinator/Linebackers

Following the 1990 season, Cowboys Defensive Coordinator Dave Wannstedt was recognized for the job he has done in developing the team's defense into one of the league's stingiest. He was named the assistant coach of the year by *The National*.

Last year the Dallas defense led the NFC in fewest passing yards allowed and gave up only 30 touchdowns, the fewest by a Cowboys defense in a 16-game schedule since 1978. In addition the Cowboys finished the season with streaks of six games without allowing an opponent over 300-yards offense, four games of not allowing more than one touchdown in a game, 19 games of not allowing an opposing passer to throw for 300-yards-or-more



WANNSTEDT, *Cont.*

and two games of not allowing an opponent to gain more than 100 net passing yards.

Wannstedt also developed a starting trio of linebackers who all topped the 100-tackle mark and finished one-two-three on the team in tackles in 1990. Jack Del Rio and Ken Norton also recorded career highs for tackles last year.

In 1989, Wannstedt's first year with Dallas, the defense held opponents scoreless for 12 straight quarters, the third longest streak in team history, and held opponents to an NFL-low 3.08 yards per carry over the last half of the season.

During Wannstedt's tenure as defensive coordinator at Miami from 1986-88, the Hurricanes held opponents to 2.2 yards per carry and 10.9 points per game while averaging 48 sacks a season. In Wannstedt's three seasons, the Miami defense turned out six All-Americans and 11 NFL draft choices, including five in the first two rounds.

After he began his coaching career at Pittsburgh in 1975, Wannstedt became an assistant at Oklahoma State (1979-82) and Southern California (1983-85) before going to Miami.

An offensive tackle at the University of Pittsburgh from 1970-73, Wannstedt earned second-team All-East honors and was a captain on the 1973 Panthers team that featured freshman Tony Dorsett. Wannstedt was drafted by Green Bay in the 15th round in 1974 and spent the season on injured reserve.

A native of Pittsburgh (5/21/52), David Raymond Wannstedt graduated from Baldwin High School. In May, 1990 he was inducted into the Western Pennsylvania Hall of Fame. He and wife Jan have two daughters — Keri and Jami.



### Hubbard Alexander ★ Receivers

Last year Hubbard Alexander oversaw a pair of veteran wide receivers who each enjoyed their best NFL seasons. Kelvin Martin led the club with 64 catches, tying him for the third highest in club history by a wide receiver. He also finished eighth among NFC wide receivers in catches. Michael Irvin caught seven passes of 20-yards-or-more, scored a touchdown every four receptions and averaged 20.7 yards per catch, the highest by a

Cowboys player since 1981.

In 1989 "Axe" lost Irvin and Martin to knee injuries and had to quickly develop an inexperienced group. The brightest among these youngsters was rookie James Dixon, who did not join the Cowboys until after training camp. He led the team in yards per catch and set a club rookie record with 203 receiving yards against Phoenix on Nov. 12.

In 10 seasons at the University of Miami, "Axe" developed the three leading receivers in school history. As tight ends coach from 1979-84, he worked with Glenn Dennison (1981-83) who set the school record for career-receptions, which was surpassed by another Alexander protege All-America Willie Smith (1984-85).

In 1985 Alexander took over the wide receivers and began to mold a trio consisting of Brian Blades, Brett Perriman and Irvin. All three were among the first 52 players selected in the 1988 draft. Irvin also broke most of Miami's receiving records, including Smith's career catch mark.

Following seven seasons as a highly successful high school coach in Memphis, TN, Alexander spent six seasons as an assistant at Vanderbilt before joining Miami. A three-year starter at center at Tennessee State, Alexander earned All-America honors as a senior and signed as a free agent with Dallas. He began his coaching career with his alma mater in 1962.

Hubbard Lindsay Alexander (2/14/39) graduated from Atkins High School in Winston-Salem, NC. He and wife Gloria have three sons — Todd, Chad and Bard.





## Joe Avezzano ★ Special Teams

In his first season guiding the Cowboys' special teams, Joe Avezzano, who also assists Tony Wise with the offensive line, saw his units make some big plays. Against the Giants in the season's second game, Alexander Wright returned a kickoff 90 yards for a touchdown. Twice Issiac Holt blocked a punt to set up a touchdown, first against Philadelphia on October 28 then against Washington on Thanksgiving Day. Dallas hadn't blocked two punts as a team dating back to the 1983 season.

Before coming to Dallas, Avezzano coached the offensive line for four seasons at Texas A&M. In his first three seasons there, the Aggies won three Southwest Conference titles and two Cotton Bowls.

During his tenure, Avezzano groomed six All-Southwest Conference picks, including All-Americans Richmond Webb and Doug Williams. Four of his charges were selected in the NFL draft, three of those (Webb, Williams and Jerry Fontenot) in the first three rounds.

Avezzano took on the additional duties of offensive coordinator in 1988 when sophomore running back Darrin Lewis finished second in the nation in rushing to earn first-team All-America honors.

Before joining the Aggies, Avezzano spent five seasons as head coach at Oregon State. From 1977-79 he served as offensive coordinator at Tennessee.

As offensive line coach at the University of Pittsburgh from 1973-76, Avezzano's troops, which included current Cowboys assistant Dave Wannstedt, led the way for Heisman Trophy running back Tony Dorsett. Wannstedt joined Avezzano on the Panthers' coaching staff in 1975 and Pitt won the national title in 1976.

Avezzano began his coaching career at Washington High School in Massillon, OH, in 1967. He then coached at Florida State for a season before joining Iowa State where Jimmy Johnson was also an assistant in 1969.

Born in Yonkers, NY (11/17/43), Avezzano grew up in Miami where he played football at Jackson High School under current Cowboys running backs coach Joe Brodsky. After starring at guard for Florida State, Avezzano was drafted by the Boston Patriots. Joe and wife Diann have a son, Anthony.



## Joe Brodsky ★ Running Backs

Entering 1990 the starting backfield that Joe Brodsky used most of the season — Emmitt Smith and Tommie Agee — had combined for five yards rushing and three receptions for another 31 yards as pros. By season's end Smith, who missed training camp, led all NFL rookies in rushing yards and earned NFL Rookie of the Year honors. Agee led all backs in yards per rush and receptions and made a big play on game-winning drives late in two of the Cowboys' victories.

Coupled with versatile second-year man Daryl Johnson, who played running back, full-back and lone back on passing downs, this trio developed into a top unit.

In 11 seasons as running backs coach at the University of Miami, Brodsky groomed 10 NFL draft picks, including three — Ottis Anderson, Alonzo Highsmith and Cleveland Gary — picked in the first round. Gary set a Miami record for catches in a season by a back with 57 in 1988.

Not included in the draftees is Indianapolis running back Albert Bentley who played in the USFL before joining the Colts. More impressive is that Highsmith went to Miami

*Brodsky, Cont.*

as a defensive lineman and Bentley as a walk-on. Five of Miami's top 10 all-time rushers worked under Brodsky.

For 13 seasons Brodsky was one of South Florida's most successful high school coaches at Miami-Jackson (1965-70) and Hialeah-Miami Lakes (1971-77) where in 1975 he guided the team, quarterbacked by his son, Joe, Jr., to the Florida state title. One of his charges at Jackson High School was current Cowboys special teams coach Joe Avezzano.

A four-year letterman in football, basketball and track at Florida, Brodsky started at fullback and linebacker for the Gators.

Joseph Brodsky (6/9/34) is a native of Miami, where he graduated from Jackson High School. He and wife Joyce have three sons — Joe, Jr., Larry and Jeffrey — and two grandchildren. Larry, a wide receiver at Miami from 1979-81, is fifth on the Hurricanes' all-time receiving list.



### Dave Campo ★ Defensive Backs

Of the four starters in the defensive backfield for the majority of last season, none was with the first unit and only one was with the team when Dave Campo came to Dallas to work with the secondary in 1989. All this relatively new group did is tote a 19-game streak of not allowing an opposing passer to throw for 300-yards or more into the 1991 campaign and hold opponents to under 100 yards net passing the final two games of 1990. In the season finale, Atlanta threw for only 59 net yards, the fewest by a Cowboys' opponent since 1986.

In addition Issiac Holt and James Washington each earned NFC Defensive Player of the Week honors last year. Campo also oversaw the development of 1990 ninth-round draft choice Kenneth Gant who was a big surprise as a rookie.

During his stint with the University of Miami Hurricanes from 1987-88, Campo oversaw the finest defensive backfield in school history. In 1987, Campo fine-tuned the talents of strong safety Bennie Blades. The Jim Thorpe Award (best collegiate defensive back) recipient, Blades was selected by Detroit with the third overall pick in the 1988 draft.

Prior to joining Miami, Campo spent three seasons (1984-86) as part of a staff that turned Syracuse into a national championship contender.

He began his career at his alma mater, Central Connecticut State, where he spent the 1971-72 seasons. His coaching trek then took him to Albany State (1973), Bridgeport (1974), University of Pittsburgh (1975), Washington State (1976), Boise State (1977-79), Oregon State (1980), Weber State (1981-82) and Iowa State (1983).

In addition to starring at defensive back in college, David Cross Campo (7/18/47) twice earned All-East honors at shortstop at Central Connecticut State. He attended Robert E. Fitch High School in Groton, CT. He and his wife Kay have five children — Angie, Eric, Becky, Tommy and Shelbie.

— Angie, Eric, Becky, Tommy and Shelbie.



### Butch Davis ★ Defensive Line

In 1990 Butch Davis was able to blend newcomers Jimmie Jones and Daniel Stubbs with the returning group of Jim Jeffcoat, Danny Noonan, Dean Hamel and Tony Tolbert to give Dallas a strong defensive front that helped hold opponents to under 300 yards in total offense the final six games of the season.

Davis also had a big impact on the rapid development of

DAVIS, *Cont.*

second-year man Tolbert, a converted linebacker who had six sacks and 24 quarterback pressures in only five starts in 1990, and rookie Jones, who tied for the team lead in sacks and earned all-rookie honors last year.

In five seasons as defensive line coach at the University of Miami, Davis led his players to impressive heights. Fifteen of his linemen were picked in the NFL draft, including All-Americas Bill Hawkins, taken in the first round by the Rams in 1989; Cortez Kennedy, taken with the third pick in the 1990 draft by Seattle; and Russell Maryland, who rejoins Davis after being drafted with the first overall pick in 1991.

Davis' line was a key part of a Miami defense that finished second in the nation in both scoring and total defense in 1988. They also set a school record with 49 sacks in 1986, then broke it with 50 in 1988 and held opposing rushers to fewer than 2.3 yards per carry in 1987 and 1988.

After working as a high school coach in Arkansas, Davis became head coach at Rogers High School in Tulsa, OK. He joined Jimmy Johnson's Oklahoma State staff in 1979 before moving with Johnson to Miami.

A native of Tahlequah, OK (11/17/51), Paul Hilton Davis was a defensive end at Arkansas where he earned his degree in anatomy and physiology. Butch graduated from Bixby, OK, High School. He and wife Tammy live in Coppell, TX.



## Robert Ford ★ Tight Ends

Although this will be Robert Ford's first full-time assignment with the Dallas Cowboys, he is not a stranger to the Cowboys' staff after spending last summer working with the Dallas coaches as part of the Jerry Jones Minority Coaching Fellowship.

Ford, who will oversee tight ends, coached 15 years on the collegiate level and one season with the Houston Gamblers of the USFL before coming to Dallas. He spent the past two seasons as

receivers coach with Texas A&M, helping the Aggies to two bowl appearances and guiding wide receiver Shane Garrett who was drafted by Cincinnati in 1991.

Prior to joining Texas A&M, Ford spent two seasons at Texas Tech where he developed a trio of wide receivers — Tyrone Thurman, Eddy Anderson and Wayne Walker — who each earned All-Southwest Conference honors, finished one-two-three on the Red Raiders' all-time receiving list and were named the nation's best receivers by *The Sporting News* in 1988.

As receivers coach of the Gamblers in 1985, Ford oversaw current NFL wide receivers Ricky Sanders, Clarence Verdin and Richard Johnson. Under Ford Johnson caught 103 passes for 1,384 yards, Verdin had 84 catches for 1,004 yards and Sanders, who grabbed 101 receptions for 1,378 yards in 1984, caught 48 passes for 538 yards despite playing only 10 games in 1985.

After beginning his coaching career at Saginaw, MI, High School in 1973, Ford moved on as receivers coach at Western Illinois (1974-76), New Mexico (1977-79), Oregon State (1980-81), Mississippi State (1982-83) and Kansas (1986). Ford was also the recruiting coordinator with New Mexico. While he was at Oregon State, Ford was on the same staff with current assistants Joe Avezzano, then the Beavers' head coach, and Dave Campo.

The only player in the history of the NCAA to catch two 99-yard touchdown passes, Ford led Houston in receiving, punt returns and kickoff returns in 1972 when he earned third-team All-America honors. While with the Cougars, Ford roomed with former Cowboys fullback Robert Newhouse.

A native of Belton, TX (6/21/51), Robert starred at Belton High School. He earned a bachelor's degree in education from Houston and a master's in athletic administration from Western Illinois. He and wife Janice have two sons, Bobby and Jason.





## Steve Hoffman ★ Kickers/Quality Control

Under Steve Hoffman's guidance placekicker Ken Willis developed from a rookie free agent into one of the most accurate field goal kickers in the league in 1990. Willis also set a club record for points by a rookie. Hoffman also oversaw punter Mike Saxon, who set single-season career-highs with a 35.6 net average and 43.2 gross average, the second best in the NFC, last year.

After joining the Cowboys to coach the kickers in 1989, Hoffman added the duties of quality control last season.

From 1985-87 Hoffman oversaw the kickers at the University of Miami where one of his charges was Jeff Feagles who punted for Philadelphia in 1990. Hoffman also was a top instructor for Ray Pelfrey's kicking camps where his students included Barry Helton, the 49ers punter the past two years, and Brian Hansen, New Orleans' all-time leading punter.

For two springs Hoffman coached in Italy as offensive coordinator of the Bellusco Blackhawks in 1987 and the Rho Blackknights in 1988. In the fall of 1988 he coached at Sunset High School in Miami.

After punting with the Washington Federals of the USFL in 1983, Hoffman went to training camp with the Redskins in 1981 and 1983, Seattle in 1984 and New Orleans in 1985.

Born in Camden, NJ (9/8/58), Hoffman starred in baseball and football at York Suburban High School in York, PA. He earned All-Mid-Atlantic Conference honors at Dickinson College where he played quarterback, running back and wide receiver while handling the punting duties. He met his wife Raffaella while coaching in Italy.



## Ron Meeks ★ Defensive Assistant

After developing a secondary that allowed Fresno State to lead the Big West and finish 10th in the nation in pass defense in 1990, Ron Meeks joins the Cowboys as a defensive assistant.

Last season at Fresno State, Meeks guided a defensive backfield that had three first-team All-Big West picks, Marquez Pope, Tony Brown and Taylor Cooper. A fourth defensive back, Courtney Griffin, earned honorable mention all-conference honors.

Particularly impressive was that Cooper was a converted wide receiver.

In 1989, Meeks' first year with the Bulldogs, the secondary featured Pope, the only sophomore to gain first-team All-Big West mention, and James Williams, a first-round pick by Buffalo in 1990 who started five games for the AFC Champions last year.

Prior to joining Fresno State, Meeks coached the secondary at New Mexico State in 1988 when Aggies defensive back Tommie Fulp tied for second in the Big West in interceptions. New Mexico State picked off a single-game conference-high six passes against Cal. State-Long Beach that year.

In 1986-87 Meeks served as a graduate assistant at Miami. He worked with special teams and assisted with the defensive backs. In his final year with the Hurricanes, Meeks worked under current Cowboys Defensive Backs Coach Dave Campo.

Meeks played two seasons as a defensive back at Arkansas State, including 1975 when the Indians went undefeated. After going to training camp as a rookie free agent with the New York Giants in 1977, Meeks played three seasons in the Canadian Football League, two with Hamilton and one with Ottawa.

He signed with the Giants again in 1980 then returned to Canada later that year and played two years for Toronto. Meeks began his coaching career at his alma mater as a graduate assistant in 1984 and a part-time assistant the next year.

Ron Meeks (8/27/54) starred at running back and defensive back at Robert E. Lee High School in Jacksonville, FL. He earned his degree in journalism from Arkansas State.





## Tony Wise ★ Offensive Line

Despite entering 1990 with only one starter — left tackle Mark Tuinei — who had started at the same position for Dallas for more than four games, Tony Wise developed a front wall that allowed rookie Emmitt Smith to rush for 937 yards, high among NFL rookies, and 11 touchdowns. Last season newcomer John Gesek started at right guard replacing Crawford Ker who moved to left guard to replace Nate Newton who moved to right tackle. Second-year man Mark Stepnoski didn't

start at center until the 13th game of his rookie year.

In 1989, Wise's first year with Dallas, the offensive line allowed only 30 sacks in 16 games, tying the team record from 1976 when the NFL schedule was 14 games. It was a trend continued from his final year at Miami when the front wall gave up just five sacks, a school-record low for one campaign.

During Wise's four seasons at Miami, the Hurricanes had their two best offensive seasons ever with a school-record 461.5 yards per game his first year and 452.5 yards per game in 1988.

The greatest challenge for Wise came in the 1988 Orange Bowl that decided the national championship when he had to start three linemen at new positions. The Hurricanes defeated Oklahoma 20-14 in that game.

Wise began his coaching career at Albany State in 1973. He served one-year stints at Bridgeport, Central Connecticut State and Washington State before joining the University of Pittsburgh in 1977. He coached at Oklahoma State from 1979-83 and Syracuse in 1984 before going to Miami.

A letterman in football, lacrosse and hockey at Ithaca College, Anthony Charles Wise (12/28/51) graduated from Shaker High School in Latham, NY.



## Mike Woicik ★ Strength and Conditioning

There's no denying that Mike Woicik's enthusiastic work with all players on their weightlifting and conditioning paid off in wins last season. Upon his arrival in Dallas in February, 1990, Woicik oversaw the renovation of the Cowboys' weightroom where he has maintained a constant presence. One player even nicknamed Woicik "7-Eleven," because it seems like he's there 24 hours a day.

Last year Woicik introduced "surgical tubing" to Cowboys players to help improve speed. This offseason Woicik oversaw the production of a video to help players with their conditioning programs when they're away from Dallas.

Woicik came to Dallas after 10 years as the strength and conditioning coach at Syracuse University, which became one of the nation's top football programs over the past decade. One of Woicik's prize pupils was fullback Daryl Johnston, who was picked in the second round by Dallas in 1989. Woicik also worked with current Cowboys assistants Dave Campo and Tony Wise at Syracuse.

"We have said many times that no one did as much for our program as Mike has," said former Syracuse Football Coach Dick MacPherson. "In the early days when we weren't able to recruit as many great athletes as we do now, Mike made great athletes out of them."

From 1978-80 Woicik was the track coach and weightroom coordinator at Springfield College in Massachusetts.

An outstanding discus thrower at Boston College, Woicik set a school record of 180 feet, 5 inches, earned All-East honors and qualified for the NCAA championships. He also competed in the shot put and hammer throw.

A native of Westwood, MA (9/26/56), Mike Woicik (pronounced WOY-sick) competed in football and track at Westwood High School. Last season, Woicik, who is an ardent bowler, organized a players' weekly bowling outing. He earned his degree in history from Boston College and master's in physical education from Springfield.



O'NEILL



COCHREN



MAURER

### KEVIN O'NEILL, Trainer

Kevin O'Neill joined the Cowboys in 1989 after four years as head athletic trainer at the University of Miami.

A graduate of the University of Pittsburgh, O'Neill earned his master's degree in physical education from the University of Arizona while serving as athletic trainer for Catalina High School in Tucson, AZ. O'Neill spent three years as the assistant athletic trainer at the University of Tennessee, four years as head athletic trainer at Oregon State, and one year at the University of Central Florida before joining the University of Miami.

He serves on the public relations committee for both the National Athletic Trainers Association and the Professional Football Athletic Trainers Society.

A native of Pittsburgh, PA (8/2/54), Kevin and wife Anne have two children - McKenzie and Kaitlyn.

### DON COCHREN, Medical Records Coordinator/Athletic Trainer

Don Cochren joined the Cowboys in 1965 after experience in college, military and Canadian Football League training. Cochren became medical records coordinator/athletic trainer after working 25 seasons as the team's trainer. Cochren oversees all player medical records and assists Kevin O'Neill with the day-to-day operations of the training room.

A graduate of Purdue, Cochren earned his physical therapy certificate at Pennsylvania. He was trainer at Case Institute (now Case-Western Reserve) in Cleveland for two years, with the Toronto Argonauts of the CFL for four years and at the University of New Hampshire for one year before coming to Dallas. He also served as a physical therapy officer in the Air Force for two years.

Cochren was one of the 28 trainers selected from colleges and professional sports teams to serve the United States team at the 1980 Winter Olympics in Lake Placid, NY. In 1984 Cochren received the 25-year honor award from the National Athletic Trainers Association. In 1989 Don was chosen to serve as a member of the Professional Football Athletic Trainers/Gatorade Advisory Board.

A native of Princeton, IN (2/6/32), Don and wife Jan have four children - Jeff, Wendy, Scott and Chris.

### JIM MAURER, Assistant Trainer

Jim Maurer works with Kevin O'Neill and supervises the Cowboys' medical rehabilitation program. After serving as a graduate assistant with Dallas for two seasons, Maurer joined the Cowboys on a full-time basis in the spring of 1990.


A native of Dallas (3/8/65), Maurer received his undergraduate degree in physical education from Southern Methodist University, where he worked primarily with the football and swim teams.

Maurer worked one year as a summer assistant with the Kansas City Chiefs in 1987, after spending the summer of 1986 with the Cowboys in the same capacity.

An avid golfer and racquetball player, he is pursuing his master's degree in physical education at the University of North Texas.



BLACKWELL



TINSLEY



BUCHANAN



FOWLER

**ROBERT BLACKWELL, Video Director**

Robert Blackwell enters his third season as the team's video director after eight seasons as an assistant with Dallas. In charge of taping and editing all Cowboys' practices and games, Blackwell also edits opponents' tapes and handles all the teams' photographic needs.

Blackwell shot coaching game films for basketball and football at Southern Methodist University from 1979-1984.

After earning his degree in communications from Stephen F. Austin, Blackwell produced a film on the efforts to save the red wolf from extinction for the U.S. Fish & Wildlife Service. The following year he served as director of photography on a film about the North Atlantic Indian migrations for Gulf Oil and the State of Texas.

A native of Garland, TX (12/1/50), a Dallas suburb, Robert graduated from Garland High School. He and wife Diana live in Coppell, TX, with son Nathaniel.

**RANDY TINSLEY, Assistant Video Director**

Randy Tinsley joined the Cowboys staff full time in 1990 after spending three years assisting on game days. Tinsley works directly with Robert Blackwell in shooting and duplicating game and practice tapes for use by the coaching staff.

Before coming to the Cowboys, Tinsley spent 12 years working as a sales manager in the photographic lab business.

A native of Dallas, TX (6/22/56), Randy graduated from Kimball High School and earned an Associate Arts degree at Mountain View Junior College.

He and wife Kim live in Dallas.

**BUCK BUCHANAN, Equipment Manager**

William T. "Buck" Buchanan joined the Cowboys in 1973 after spending 20 years in the military, three with the 82nd Airborne Division, Ft. Bragg, NC, and the other 17 in the U.S. Air Force.

SMS Buchanan was a non-commissioned officer in charge of facilities and support for the U.S. Air Force Academy athletic department in Colorado Springs from 1964 to 1968. He was assigned to Takhli, RTAFB, Thailand, from 1968 to 1969 and awarded the Bronze Star medal for his performance during the tour. He then returned to the U.S. Air Force Academy, remaining there until his retirement in June, 1973.

Buck was born in Ballinger, TX (5/24/33). He and wife Geraldine have two children - Julie and Bucky - and three grandsons - William Thomas Buchanan II, Johnathan Brett Buchanan and David Andrew Rodriguez.

**JERRY FOWLER, Assistant Equipment Manager**

Jerry Fowler joined the Cowboys in 1979 after spending three years as the equipment manager for Plano, TX, High School.

Following his graduation from Plano in 1976, Fowler attended Richland Junior College where he majored in physical education.

He serves on the Board of Directors of the Talk Center in Dallas for hearing impaired children. He also runs an annual basketball game and softball tournament to benefit the school.

Born in McKinney, TX (11/11/56), Jerry has a daughter, Brandy.





**Bob Ackles**  
**Director of Player Personnel**

In two seasons as the Cowboys' director of player personnel, Bob Ackles was instrumental in the club's active efforts to acquire talent that led to the dramatic turnaround in 1990. Those moves included several trades that gave Dallas top draft picks and players; acquisitions via NFL waivers; heavy involvement in Plan B free agency; and thorough evaluation by scouts and coaches of college talent.

Ackles also oversees player contracts and handles most of the negotiations. Prior to joining the Cowboys as the club's first director of pro personnel in 1986, Ackles spent 11 years as general manager of the Canadian Football League's British Columbia Lions. He was considered one of the CFL's top administrators.

Ackles, who performed virtually every administrative duty during his 32-year career with the B.C. Lions, had the unique distinction of joining the club in its first year of operation in 1954 as a 16-year-old waterboy.

After working his way through college as the Lions' equipment manager, he became assistant general manager before being elevated to general manager in 1975. One of Ackles' responsibilities was keeping tabs on NFL players, including annual visits to NFL training camps. He visited the Cowboys' training camp many times.

Under Ackles's leadership, the Lions became one of the CFL's winningest teams, moved into a new stadium and built a new training facility. In 1985 the Lions won the Grey Cup, emblematic of the CFL championship.

Bob (9/16/38) and wife Kay have two sons, Steve and Scott.



**Dick Mansperger**  
**Director of College Scouting**

Dick Mansperger, named the Director of College Scouting in May, 1989, supervises the Cowboys scouting staff and oversees the gathering of information on the college prospects. He sets the example for his staff through hard work and meticulous research.

Mansperger, who has been with the Cowboys for 16 of the past 26 seasons, returned to Dallas in 1984 after nine seasons as the Player Personnel Director for Seattle.

While with the Seahawks, Mansperger helped turn the 1976 expansion franchise into a winning team in three seasons. By 1983 Seattle was in the AFC Championship Game.

Mansperger originally came to Dallas as a scout in 1965. He coached at Iowa in 1966 before returning to the Cowboys the next season. In 1972 he was named the team's director of player personnel.

After playing under Dan Devine and Frank Kush at Arizona State, Mansperger joined the Sun Devils' coaching staff in 1958. He became head coach at Palo Verde, CA, Junior College in 1959, then coached at West Texas State in 1961 before returning to Arizona State in 1962. After one season, he moved to UCLA where he coached in 1963-64.

A native of Blythe, CA (5/7/33), Mansperger attended Palo Verde High School.





**Jim Garrett** ★ Scout

Jim Garrett, who spent 25 of the past 26 seasons as either a coach or scout in the NFL, re-joined Dallas in 1987.

He previously scouted for the Cowboys in 1968-69 and 1974-75. Prior to his first stint in Dallas, Garrett served two seasons as a scout for the BLESTO scouting combine. He then coached with the New York Giants from 1970-74 before returning to Dallas.

Garrett was also an assistant coach with New Orleans (1976-77) and Cleveland (1978-84). After a season as the head coach at Columbia, he scouted for Buffalo in 1986.

An all-conference fullback at Utah State, Garrett played for Philadelphia (1954), the British Columbia Lions (1955), the New York Giants (1956) and the Ottawa Roughriders (1957).

He began his coaching career as an assistant at the Coast Guard Academy in 1958. After one season at Lehigh, Garrett became head coach and athletic director at Susquehanna University where he compiled a 40-3-1 record and was inducted into the school's hall of fame.

The Rutherford, NJ, native (6/19/30) went to spring training with the Pittsburgh Pirates following his rookie year in the NFL.

He and wife Jane have eight children — Jim, Jane, Jennifer, Janine, Jill, John, Jason and Judd. John, a wide receiver who went to training camp with Dallas in 1988, and Jason, a quarterback, played for San Antonio of the World League. Judd, a running back who was on the Cowboys' injured reserve in 1990, played for London.



**Walter Juliff** ★ Scout

Walter Juliff begins his seventh season, the past four in Dallas, as a scout administered by the BLESTO Scouting Combine.

Before becoming a full-time scout, Juliff spent two seasons as a graduate assistant at the University of Texas. He also was an assistant with the Abilene-Cooper football team in 1980, the Houston-Kingwood baseball team in 1981 and the

Kerrville-Tivy track team in 1982. While at Tivy High School, Juliff worked with punter John Teltschik, who earned All-Rookie honors with Philadelphia in 1986.

Juliff began his coaching career as a graduate assistant at Angelo State where he spent two seasons. In 1978 the Rams went undefeated and won the NAIA national championship then lost in the national semifinals the next year.

A native of San Angelo, TX (6/22/56), Walter starred in football and as a hurdler in track at Central High School.

Juliff, who lives in Austin, TX, earned his bachelor's degree from San Angelo State and his M.B.A. from Texas. He and Phoenix offensive coordinator Jerry Rhome are cousins.



**Ron Marciniak** ★ Scout

Ron Marciniak, in his ninth season with the Cowboys, came to Dallas after a year with the NATIONAL scouting combine.

Marciniak coached 23 years on the collegiate level, including four seasons as the head coach at Dayton. In 1973 the Flyers recorded their best record under a first-year coach in 16 seasons.

His collegiate coaching career began as an assistant at Arizona (1959-66). He then worked at Southern Illinois (1967-68), Tulsa (1969), Northwestern (1970-72), Miami (1977-78) and Colorado (1979-81).

After earning All-Big Eight honors at guard for Kansas State in 1954, the N.Y. Giants drafted Marciniak in the seventh round. Before the start of his rookie season, he was traded to Washington where he played in 1955. Sandwiched between two seasons with Toronto of the Canadian Football League, Marciniak served as player/coach for the Fort Bliss, TX, team while in the Army in 1957.

A native of Pittsburgh, PA (7/16/32), Ron starred in football and wrestling at St. George High School. He and wife Janet have five children — Michael, Michelle, Melody, Mary-Jo and Marie.



**Jeff Smith** ★ Scout

Jeff Smith has worked as a scout in the NFL for 11 seasons, including the past seven with the Cowboys. He also directed the team's signing of free agent rookies the past two years.

Smith became a full-time scout with Seattle in 1980 after four seasons as a part-time film grader with the Seahawks and full-time coach at Mercer Island, WA, High School.

In 1969 Smith began his coaching career at Clarkston, WA, High School. He also coached at Kalles Junior High School in Puyallup, WA, and South Mercer Island Junior High School.

After a season as an offensive tackle with Washington State, Smith transferred to Hawaii where he became a teammate of former Cowboys star Larry Cole. While in Hawaii, Smith managed a local tavern. He later returned to Washington State where he earned his degree in science education and mathematics.



## Walt Yowarsky ★ Scout

Walt Yowarsky joined the Cowboys in 1977 with 25 seasons as either a player, assistant coach or scout in the NFL. He came to Dallas following three years with the QUADRA scouting combine.

Drafted by Washington as an offensive and defensive lineman in the second round in 1951, Yowarsky played until midway through the 1952 season when he went into the Air Force. After returning in 1954, he was traded from the Redskins to Detroit then from the Lions to the Giants in 1955.

While he was with the Giants they twice played in the NFL Championship Game, including a 47-7 win over Chicago for the title in 1956. Following four seasons in New York, he finished his playing career in San Francisco in 1959.

Yowarsky returned to the Giants as a scout and assistant coach in 1959. After two seasons he joined the first coaching staff of the new franchise in Minnesota where he coached for six seasons. He then moved on as an assistant coach at New Orleans (1967-68), Atlanta (1969-70), Houston (1971) and San Diego (1972-73).

In the 1951 Sugar Bowl Yowarsky earned most valuable player honors as he led Kentucky to a 13-7 win over Oklahoma, ending the Sooners' 33-game winning streak. He played three seasons for the Wildcats under Paul "Bear" Bryant.

A native of Cleveland (5/10/28), Walt and wife Bobbie have three children — Michael, Lisa and Van. Yowarsky was offered a contract to play baseball by Cincinnati after high school.





THE STAFF



**Charlotte Anderson**  
Marketing and  
Special Events Coordinator



**Marge Anderson**  
Coaching Secretary



**Bill Baker**  
Ticket Sales/Promotions



**Dr. John Baker**  
Team Physician



**Kathy Coleman**  
Mailroom/Supplies



**Rich Dalrymple**  
Public Relations Director



**Brett Daniels**  
Public Relations Assistant



**Jack Dixon**  
Treasurer



**Larry Dixon**  
Football Operations



**Beth Egan**  
Marketing Secretary



**Mark Faber**  
Sales and Marketing



**Joel Finglass**  
Director Ticket Sales/  
Promotions



**James Forgey**  
Maintenance



**Steve Forgey**  
Building Supervisor



**Wanda Forgey**  
Switchboard Operator



**Tamara Fulton**  
Ticket Sales/Promotions



**Ruben Garcia**  
Security



**Craig Gilleber**  
Assistant Director  
of Operations



**Barbara Goodman**  
Coaching Secretary



**Chris Hall**  
Scouting  
Administrative Aide

---

THE STAFF

---



**George Hays**  
Vice President/  
Director of Marketing



**Cindy Helland**  
Accounting



**Vickie Holman**  
Scouting Secretary



**Louis Jackson**  
Equipment Assistant



**Robert Jackson**  
Equipment Assistant



**Stephen Jones**  
Vice President



**Mark Lackey**  
Mailroom



**Jim Lancaster**  
Controller



**Marcia Lavine**  
Ticket Manager



**Jane Lawrence**  
Accounting



**Marylyn Love**  
Administrative Assistant



**Bruce Mays**  
Director of Operations/  
Facility Coordinator



**Mike McCord**  
Administrative Assistant



**Mike McCoy**  
Vice President



**Connie Medina**  
Scouting Secretary



**Adrian Melendez**  
Training Intern



**Jeri Mote**  
Administrative Secretary



**Robert Newhouse**  
Ticket Sales/Promotions



**Steve Orsini**  
Director of Administration



**Carol Padgett**  
Administrative Assistant

---

THE STAFF

---



**Deana Patterson**  
Public Relations Secretary



**Andrea Payne**  
Ticket Sales



**Dave Pelletier**  
Assistant Public  
Relations Director



**Bill Petty**  
Security Director



**Mary Reed**  
Ticket Sales



**Angela Rodriguez**  
Maintenance



**Ruben Rodriguez**  
Security



**Ron Thornton**  
Ticket Sales/Promotions



**Charlie Turano**  
Advertising and  
Promotions



**Dr. Robert Vandermeer**  
Team Physician



**Robben Wansley**  
Receptionist



**Dr. J.R. Zamorano**  
Team Physician

Not Pictured:

**Tommy Hirschfeld**  
Assistant Ticket Manager

**Al Walker**  
Equipment Assistant

**Reggie Walker**  
Security

**Ira Wrigley**  
Equipment Assistant



# What To Look For In 1991

**The Cowboys** improving their NFL-best opening day record of 23-7-1 (.758). Dallas holds the NFL record for consecutive wins in opening games with 17 straight from 1965-81.

**The Cowboys** improving their NFC-best 42-26 (.618) record against AFC foes in games against Cincinnati, Cleveland, Houston and Pittsburgh.

**The Cowboys** improving their 15-7-1 (.674) record on Thanksgiving Day. In the game immediately following the holiday contest, Dallas is 17-6 (.739), 7-0 at home. In all games following Thanksgiving Day, the Cowboys are 42-29 (.592).

**The Cowboys** playing one of the toughest schedules in the NFL in 1991. Although its schedule ranks 10th in terms of opponents' won-lost percentage (.512), Dallas plays more games against 1990 playoff teams (9) than any NFL team. In addition Dallas faces nine teams who finished with winning records last year. Only Cincinnati (11), Cleveland (10) and Houston (10) play more games in 1991 against clubs who finished above .500.

**The Cowboys' defense** extending its six-game streak of not allowing an opponent to gain 300 yards-or-more in total offense. The last opponent to reach the 300-yard mark was San Francisco on Nov. 11, 1990 when the 49ers gained 388 total yards. The current streak is tied for the second longest in club history. The 10-game streak in 1973-74 was the longest by a Dallas defense.

**The Cowboys' defense** expanding its 19-game streak of not allowing an opposing passer to throw for 300 yards-or-more. Dallas held opposing quarterbacks under 300 yards in every game in 1990. The last quarterback to throw for 300 yards-or-more against the Cowboys was the Rams' Jim Everett, who threw for 341 yards on Dec. 3, 1989. The current streak is the longest by a Cowboys defense since the team-record 61 straight games from 1976-80.

**The Cowboys' defense** extending its two-game streak of not allowing opponents over 100 net passing yards. The last time Dallas held two straight opponents to under 100 net passing yards was games 12 and 13 of the 1980 season. The club record of three consecutive sub-100 passing days by opponents was set in 1962 and matched in 1985-86.

**The Cowboys' defense** extending its four-game streak of not allowing an opponent's defense to score more than one touchdown in a game. This stretch matches the second longest in team history. The club mark for consecutive games not allowing an opponents' offense to score more than one TD in a game is five set in 1969-70.

**James Dixon** becoming the Cowboys' record holder for kickoff returns and kickoff return yards in a career. Dixon enters 1991 with 83 kickoff returns for 1,917 yards. Mel Renfro, who played from 1964-77, holds both marks with 85 kickoff returns for 2,246 yards.

**Kelvin Martin** moving into the Cowboys' top 10 all-time receiving list. With 164 career catches, Martin needs 47 to tie Herschel Walker in 10th spot with 211 career receptions. Martin also could pass Timmy Newsome (212) and Ron Springs (222) to move into eighth position.

**Emmitt Smith** reaching the 2,000-yard rushing plateau as fast as or faster than any of the nine former Cowboys who reached that mark. Tony Dorsett, the NFL's second all-time leading rusher, gained his 2,000th rushing yard in his 26th game, the earliest in team history. Despite missing training camp, Smith gained 937 yards in 16 games last year. He would need to average 106.3 yards rushing per game in the first 10 contests in 1991 to match Dorsett's feat.

**Emmitt Smith** entering the Cowboys' top 10 All-time rushing list. He needs 1,053 yards rushing to tie Dan Reeves in 10th spot with 1,990 yards. Smith also has a chance to move past Amos Marsh (2,065 yards), Ron Springs (2,180) and Roger Staubach (2,264).



## Tommie Agee

RUNNING BACK • AUBURN  
HT: 6-0 • WT: 223 • BORN: 2/22/64  
FA FOR '90 • 4th YEAR

34

**PRO:** One of the Cowboys' most versatile players at any position, Tommie Agee goes about his duties in an unselfish manner that characterizes his team-oriented attitude. "He just does whatever is asked of him," says Jimmy Johnson. "Whether it's blocking for Emmitt, catching the ball out of the backfield, or contributing on special teams, Tommie Agee is a total team guy. You'd like to have 46 other players just like him." One of the team's most quietly productive performers in 1990, Agee came to Dallas via the Plan B route from the Chiefs in 1990, and he started 11 games at fullback. He was the team's second leading rusher with 213 yards on 53 carries and led all Dallas running backs in yards per carry (4.0) and receptions (30). He was the team's leading rusher in the first two games of the year, and earned a game ball in the season opening win over San Diego (59 yards on 13 carries). His biggest individual play of the year came at a critical time in that opening 17-14 win over the Chargers. Late in the fourth quarter, Agee burst 16 yards for a first down on fourth down-and-two from the San Diego 45. His run kept the game winning drive alive, as Aikman snuck over from the one moments later. He scored his first NFL touchdown on a six-yard pass from Troy Aikman against the Rams (11/18). The Cowboys made the Plan B acquisition of Agee largely on his ability to contribute as a special teams blocker. After spending the first half of the 1989 season on injured reserve at Kansas City with torn ligaments in his left ring finger, Agee finished the season as a back-up to Christian Okoye. He joined the Chiefs as a Plan B free agent from Seattle in 1989, where he was a fifth-round draft choice in 1987. He missed his entire rookie year with the Seahawks because of a knee injury. **GAMES/STARTS:** 1987 (IR-Sea.), 1988 (16/0-Sea.), 1989 (9/0-K.C.), 1990 (16/11). Total - 41/11 (Dallas - 16/11).

**COLLEGE:** At Auburn, Agee was a four-year starter at fullback, where he was used as a lead blocker for both Bo Jackson and Brent Fullwood. He finished his career with 356 carries for 1,735 yards and 10 touchdowns. As a kick returner, he averaged 21.5 yards for his career. He was the special teams captain at Auburn as a senior. His best single-season rushing totals came as a freshman when he gained 606 yards on 115 carries. Agee was a college teammate of Cowboys receiver Alexander Wright.

**PERSONAL:** Thomas Lee Agee was born and raised in Maplesville, AL, where he earned all-state honors in football, basketball and track at Maplesville High School. He earned his degree in criminal justice from Auburn. In his spare time, he is rebuilding a 1951 Chevrolet Coupe. In the off-season, Tommie speaks to Fellowship of Christian Athletes and Athletes in Action groups in Alabama. Tommie and wife Anchylus live in Maplesville, AL.

### AGEE'S NFL TOTALS

Rushing					Receiving				
Year	No.	Yds.	Avg.	Long TD	Year	No.	Yds.	Avg.	Long TD
1988 (Sea.)	1	2	2.0	2 0	1988 (Sea.)	3	31	10.3	13 0
1989 (K.C.)	1	3	3.0	3 0	1990	30	272	9.1	30 1
1990	53	213	4.0	28 0	<b>Totals</b>	<b>33</b>	<b>303</b>	<b>9.2</b>	<b>30 1</b>
<b>Totals</b>	<b>55</b>	<b>218</b>	<b>4.0</b>	<b>28 0</b>					



## Troy Aikman

QUARTERBACK • UCLA  
 HT: 6-4 • WT: 218 • BORN: 11/21/66  
 D-1 FOR '89 • 3rd YEAR



**PRO:** Troy Aikman's value to the Dallas Cowboys can be directly related to the team's seven wins in 1990. In only one of those victories was Dallas ahead entering the fourth quarter. In the other six, Aikman completed 32-of-45 passes (71.1%) for 456 yards, two touchdowns and no interceptions in the final period to put Dallas on top. Twice he led the team to the winning score in the last two minutes. Against the Buccaneers in Tampa (10/21), he led Dallas on an 80-yard scoring drive — throwing for 60 and scrambling for 20 — that culminated in a 28-yard touchdown pass to Michael Irvin with 1:56 left. In the season-opening victory over San Diego (9/9), Aikman capped a 53-yard drive with his first NFL rushing touchdown, a one-yard sneak, to win the game with 1:58 remaining. Now Aikman's abilities are enhanced after offseason surgery. On January 2 when doctors repaired an injured right shoulder that ended his 1990 season in the first quarter of the Philadelphia game (12/23), they also removed a dozen bone chips from Aikman's elbow. The loose bodies began bothering Aikman during his junior year at UCLA and could be traced back to a baseball injury in his early teens. Aikman enters the 1991 season with a four-game winning streak before his injury against the Eagles. During that stretch against the Rams, Washington, New Orleans and Phoenix, he completed 62.8% (64-of-102) of his passes for 866 yards and six touchdowns for a quarterback rating of 93.0. He also completed six passes of 40-yards-or-more during that span. Against the Rams (11/18) Aikman led the team 89 yards to set up the winning field goal in the fourth quarter. Four days later vs. the Redskins, he led the Cowboys to scores from 67 and 78 yards in the final period. In the second half against the Saints (12/2), Aikman tied a career-high with 11 straight completions in the second half while engineering fourth-quarter scoring drives of 80 and 50 yards to beat the Saints (12/2). Earlier in the season against the Super Bowl XXV Champion Giants (9/30) in East Rutherford, Aikman completed a career-high 80.8% (21-of-26) of his passes. He returned to Giants Stadium later in the year to tie his career high with 25 completions against the Jets (11/4). Aikman also had a career-long streak of 59 attempts without an interception that began against Philadelphia (10/28) and ended in that Jets game. For his efforts he was named to the All-Madden Team last year. In 1989 Aikman showed tremendous poise for a rookie. After missing five games due to a broken left index finger, Aikman threw for an NFL rookie record 379 yards at Phoenix (11/12). In that game against the Cardinals he was knocked unconscious after rifling an 80-yard scoring strike to put Dallas up 20-17 with 1:43 remaining. The next week he completed a career-high 11 straight passes against Miami (11/19). Aikman became the first Cowboys quarterback to throw for four touchdowns since 1987 when he hit for four vs. the Rams (12/3). The first rookie quarterback to start a season opener for Dallas since Roger Staubach in 1969, Aikman was named to most All-Rookie teams. During his two-year career Aikman has been successful 17-of-the-26 times he's scrambled for a first down on third downs. GAMES/STARTS: 1989 (11/11), 1990 (15/15). Total - 26/26.

**COLLEGE:** In two seasons at UCLA Aikman completed 64.8 percent of his passes for 5,298 yards and 41 touchdowns while throwing only 17 intercep-



**THE PLAYERS**

**AIKMAN, Cont.**

tions. He finished his collegiate career as the third rated passer in NCAA history. The All-America led the Bruins to a 20-4 record, including wins in the 1988 Aloha Bowl and the 1989 Cotton Bowl. He transferred to UCLA after two seasons at Oklahoma.

**PERSONAL:** Troy Kenneth Aikman grew up in Cerritos, CA. He earned all-state honors at Henryetta, OK, High School after his family moved when Troy was 12. The town of 6,000 named a street after Aikman. He sponsors a scholarship at his former high school for students who want to attend college but can't afford it. Troy supports Stars For Children and heads up the "No Thanks, I'll Pass" anti-drug campaign with the Irving Youth and Family Counseling Center. He was the honorary chairman of the "Weekend to Wipe Out Cancer" and worked with Roger Staubach on a poster to benefit the Children's Medical Center of Dallas. Aikman also set up a permanently endowed scholarship at UCLA where he earned his degree in history.

**AIKMAN'S COWBOYS TOTALS**

Year	Rushing					TD
	No.	Yds.	Avg.	Long	Yds	
1989	38	302	7.9	25	0	
1990	40	172	4.3	20	1	
<b>Totals</b>	<b>78</b>	<b>474</b>	<b>6.1</b>	<b>25</b>	<b>1</b>	

Year	Att.	Comp.	Yards	Pct.	TD	Int.	Long	Sks./Yds	Rating
1989	293	155	1,749	52.9	9	18	75t	19/155	55.7
1990	399	226	2,579	56.6	11	18	61t	39/288	66.6
<b>Totals</b>	<b>692</b>	<b>381</b>	<b>4,328</b>	<b>55.1</b>	<b>20</b>	<b>36</b>	<b>75t</b>	<b>58/443</b>	<b>62.0</b>

**SINGLE-GAME BESTS**

Att. — 43 @ Wash., 9/23/90  
 Comp. — 25 vs. Mia., 11/19/89; @ Jets, 11/4/90  
 Yards — 379 @ Phoe., 11/12/89  
 Comp. Perc. — 80.8 @ Gla., 9/30/90  
 Long — 75t @ Phoe., 11/12/89  
 TDs — 4 vs. Rams, 12/3/89  
 Ints. — 4 vs. GBay, 12/24/89  
 Consec. Comp. — 11 vs. Mia., 11/19/89;  
 vs. N.O., 12/2/90  
 Consec. Att. w/o Int. — 59, last 30 vs. Phil., 10/28/90,  
 first 29 @ Jets, 11/4/90  
 Rush Att. — 8 vs. Mia., 11/19/89  
 Rush Yards — 71 vs. Mia., 11/19/89  
 Long Rush — 25 @ Phil., 12/10/89

**AIKMAN GAME-BY-GAME**

	1989							
	Att.	Comp.	Yards	Pct.	TD	Int.	Long	Sks./Yards
L-@New Orleans 9/10	35	17	180	48.6	0	2	24	2/30
L-@Atlanta 9/17	23	13	241	56.5	1	2	65t	0/0
L-Washington 9/24	21	6	83	28.6	0	2	36	4/27
L-N.Y. Giants 10/1	40	1	11	16.7	0	0	11	0/0
L-@ Phoenix 11/12	40	21	379	52.5	2	2	75t	1/12
L-Miami 11/19	33	25	261	75.8	1	1	21	0/0
L-Philadelphia 11/23	21	7	54	33.3	0	3	13	1/1
L-L.A. Rams 12/3	34	19	179	55.9	4	1	35t	2/14
L-@ Philadelphia 12/10	30	17	152	56.7	1	0	21	5/45
L-@N.Y. Giants 12/16	22	11	84	50.0	0	1	22	2/17
L-Green Bay 12/24	28	18	125	64.3	0	4	21	2/9
1990								
W-San Diego 9/9	29	13	193	44.8	1	1	28t	5/32
L-N.Y. Giants 9/16	18	10	109	55.6	0	2	25	2/13
L-@Washington 9/23	43	23	207	53.5	0	2	20	8/64
L-@N.Y. Giants 9/30	26	21	233	80.8	1	1	23	0/0
W-Tampa Bay 10/7	24	17	173	70.8	1	1	30	3/24
L-@Phoenix 10/14	25	9	61	36.0	0	2	13	4/27
W-@Tampa Bay 10/21	29	13	159	44.8	1	1	28t	2/14
L-Philadelphia 10/28	41	22	233	53.7	1	1	29t	2/18
L-@N.Y. Jets 11/4	40	25	249	62.5	0	2	51	3/23
L-San Francisco 11/11	21	9	96	42.9	0	1	26	2/16
W-@L.A. Rams 11/18	32	17	303	53.1	3	1	61t	1/8
W-Washington 11/22	31	20	222	64.5	1	2	41	3/14
W-New Orleans 12/2	21	15	177	71.4	1	0	45	2/16
W-Phoenix 12/16	18	12	164	66.7	1	1	41	1/8
L-@Philadelphia 12/23	1	0	0	0.0	0	0	0	1/11



## Vince Albritton

SAFETY • WASHINGTON  
 HT: 6-2 • WT: 212 • BORN: 7/23/62  
 FA FOR '84 • 8th YEAR

**PRO:** It was the best of times. It was the worst of times. Last year was a tale of two seasons for Vince Albritton. During the first eight weeks of 1990, Albritton was on track to post career-high numbers, but a bruised right quad forced him out of action and onto injured reserve during the second half of the season. As the starting strong safety, Albritton led defensive backs with 63 tackles and was tied for the team lead with two fumbles recovered before his injury. Until then he had been on pace to record a career-high 126 tackles, which would have been his second straight 100-tackle season. Albritton led the team in tackles at the Giants (9/30) with 16 tackles, the team's single-game high for 1990 and his single-game career high. He also led the Cowboys in tackles the next two games vs. Tampa Bay (10/7) and at Phoenix (10/14). Before missing the New York Jets game (11/4), Albritton had played in 27 straight games. He was placed on injured reserve for the season November 29. In 1989 Albritton put together his first full season as a starter and recorded 111 tackles, nearly triple his previous career-high of 42 tackles in 1986, and finished third on the team in tackles. He reached double figures in tackles three times during the season, including a key performance in the Cowboys' win against Washington (11/5) when he recorded 10 tackles and picked off a Doug Williams pass for his first career interception. After earning a spot on the roster as a free agent defensive back in 1984, Albritton moved to linebacker in 1985. He pulled a hamstring in training camp and was placed on injured reserve after the San Diego preseason game. Albritton was re-activated with seven games remaining and played well on special teams and as a linebacker in the 4-0 defense. Against Washington (10/12) in his first career start at strong safety, in place of an injured Bill Bates, Albritton recorded four tackles and recovered a fumble to set up a touchdown. In 1987 Albritton earned the Cowboys' special teams player of the year award. In 1988 he suffered a deep bruise to his left thigh in the preseason and was placed on injured reserve until Oct. 28. He forced a fumble and recorded two sacks in three games before injuring his right thigh and missing two more games. His two sacks led all defensive backs. GAMES/STARTS: 1984 (16/0), 1985 (7/1), 1986 (16/1), 1987 (11/1), 1988 (6/0), 1989 (16/16), 1990 (8/8). Total - 80/27.


**COLLEGE:** Albritton played safety, linebacker and cornerback at Washington. As a strong safety his senior year, he led the Huskies' secondary in tackles and played in the Japan Bowl. An honorable-mention All-West Coast and second team All-Pac 10 pick in 1983, Albritton played in the same defensive backfield at Washington as Cowboys teammate Ray Horton.

**PERSONAL:** Vince Denader Albritton attended McClymonds High School in Oakland, CA, where he concentrated mostly on baseball, but as a senior he led the football team to the Oakland Athletic League title, intercepting a league-leading and school-record eight passes to earn All-OAL honors. Vince graduated from high school with Rap singer MC Hammer. He majored in speech communications at Washington.

ALBRITTON'S COWBOYS TOTALS										
Year	Tackles			Sacks	QB Press.	Passes Def.	For. Fum.			
	Solo	Asst.	Tot.					Year	No.	Yds.
1984	4	4	8	1	-	3	0			
1985	5	3	8	0	-	0	0			
1986	27	15	42	0	-	2	1			
1987	23	12	35	0	-	2	1			
1988	16	2	18	2	-	0	1			
1989	75	36	111	0	5	4	2			
1990	30	33	63	0	0	6	0			
Totals	180	105	285	3	5	17	5			

Pass Interceptions					Opponents' Fumbles Recovered						
Year	No.	Yds.	Avg.	Long	TD	Year	No.	Yds.	Avg.	Long	TD
1989	1	3	3.0	3	0	1984	1	0	0.0	0	0
						1985	2	0	0.0	0	0
						1989	1	0	0.0	0	0
						1990	2	0	0.0	0	0
						Totals	6	0	0.0	0	0



## Rob Awalt

TIGHT END • SAN DIEGO STATE  
 HT: 6-5 • WT: 238 • BORN: 4/9/64  
 TRADE, PHOE., '90 • 5TH YEAR

89

**PRO:** Possessing the complete package of size, strength and catching ability, Rob Awalt's presence on the Dallas roster helps give the Cowboys what might be the league's most complete line-up of players at the tight end position. Prior to joining the Cowboys via the trade route from Phoenix last year (8/29), Awalt had already developed a reputation as one of the finest receiving talents in the NFL at his position. In his three seasons as a Cardinal, only six other NFL tight ends caught more passes than Awalt's 114. In 1989, Awalt caught the eye of Jimmy Johnson with a fine effort at Texas Stadium for Phoenix, catching six passes for 105 yards (11/12). Johnson made the trade to acquire Awalt in 1990, and in doing so, the Dallas coach reunited Awalt with former Cardinal tight end Jay Novacek. In 1990, he served as the Cowboys' second tight end behind Novacek, and enjoyed his best day in a Dallas uniform vs. the Rams (11/18) with four catches for 48 yards. He was used throughout the season in the two-tight end, short yardage alignment, and registered his only start of the year at Washington (9/23). A durable player throughout most of his career, Awalt was hampered with a back injury late in the '90 season, forcing him out of the last three games of the year. Those were the first games he had ever missed as a professional. Drafted in the third round by Phoenix in 1987, Awalt was the second tight end — after San Diego's Rod Bernstine — selected that year. He became the Cardinals' starting tight end mid-way through his rookie season and caught a career-high 42 passes to finish second among NFC tight ends. In his first NFL start, Awalt caught a career-high nine passes for 97 yards and a touchdown against Philadelphia. The next week, he set a career-high for receiving yards with 124 against Tampa Bay on another nine-catch afternoon. He was a consensus all-rookie pick and was named NFL Rookie of the Year by The Sporting News. GAMES/STARTS: 1987 (12/9-Card.), 1988 (16/15-Card.), 1989 (16/15-Card.), 1990 (13/1). Total - 57/40 (Dallas - 13/1).

**COLLEGE:** Awalt led San Diego State with 45 catches for 541 yards to earn All-Western Athletic Conference honors as a senior. He also was a second team All-America and played in the East-West Shrine and Senior Bowl Games



AWALT, *Cont.*

in 1986. Awalt originally went to Nevada-Reno on a scholarship as a quarterback and spent a year there as a red-shirt freshman before going to Sacramento City College. He transferred to San Diego State after his sophomore year.

**PERSONAL:** Robert Mitchell Awalt starred at quarterback at Valley High School in Sacramento, CA. The son of an Army officer, Awalt was born in Landstuhl, West Germany. As a junior at San Diego State, he was stricken with Thoracic Outlet Obstruction Syndrome, the same neurovascular problem that Houston Astros pitcher J.R. Richard experienced. The problem was corrected by removing a rib and rerouting an artery and nerve. His wife's name is Sari.

## AWALT'S NFL TOTALS

Receiving					Rushing				
Year	No.	Yds.	Avg.	Long TD	Year	No.	Yds.	Avg.	Long TD
1987 (Phoe.)	42	526	12.5	35 6	1987 (Phoe.)	2	-9	-4.5	-1 0
1988 (Phoe.)	39	454	11.6	52t 4					
1989 (Phoe.)	33	360	10.9	28 0					
1990	13	133	10.2	25 0					
<b>Totals</b>	<b>127</b>	<b>1,473</b>	<b>11.6</b>	<b>52t 10</b>					



## Bill Bates

SAFETY • TENNESSEE  
HT: 6-1 • WT: 204 • BORN: 6/6/61  
FA FOR '83 • 9th YEAR



**PRO:** A long-time Cowboy fan favorite, and an inspirational team leader, Bill Bates exemplifies the qualities of perseverance and dedication every time he steps onto the field. Named as the Cowboys' special teams captain in 1990, Bates responded with one of his finest seasons in the kick coverage department. The man who had a great deal to do with the NFL adding special teams coverage men to the Pro Bowl teams, once again led the Cowboys in special teams tackles in '90 with 23. He further demonstrated his value to the team by making the play of the game in the season-opening win over San Diego. Bates' heads-up tackle on a fourth quarter fake punt attempt by the Chargers set the Cowboys' offense up for the game-winning drive. He also contributed as an extra defensive back in nickel pass defense situations, where he tied for second on the team in passes defended (seven). One of the highlights of his already fine career came at halftime of the last home game when he was honored as the 1990 winner of the Bob Lilly Award, recognizing contributions on and off the field (voted on by fans). Bates forced two fumbles last year and also picked up his 12th career pass interception at Tampa Bay — a fourth quarter theft that preserved the Cowboys' third win of the season. One of the NFL's true success stories, Bates has been overcoming the odds his entire career, starting in 1983 when he made the team as a longshot free agent rookie. He immediately became a visible figure on the field with his ferocious special teams play. It was Bates' notoriety that helped propel the NFL into adding a spot on the Pro Bowl teams for special teams coverage players. In 1984 he became the first NFC player so honored. Bates was named the NFL Alumni Association's special teams player of the year in 1983 and '84. He led the Cowboys in punt returns in 1985. After leading all non-starters in tackles his first three seasons, Bates became the starting strong safety in 1986. He held the position for three sea-


## BATES, Cont.

sons, leading the defensive backs in sacks in '86 and '87 and the team in solo tackles and total tackles in 1988. GAMES/STARTS: 1983 (16/1), 1984 (12/2), 1985 (16/0), 1986 (15/15), 1987 (12/11), 1988 (16/16), 1989 (16/0), 1990 (16/0). Total - 119/45.

**COLLEGE:** Bates was a four-year starting safety at Tennessee. He was named second-team All-Southeastern Conference his junior and senior seasons. Bates developed a reputation as the Vols' hardest hitter and surest tackler. He intercepted nine passes and recovered six fumbles in his career.

**PERSONAL:** William Frederick Bates was born and raised in Knoxville, TN, where he starred in football, basketball and as a sprinter on the track team at Farragut High School. He was all-state in football and basketball. A 1985 NFL Man of the Year finalist, Bill supports the United Way, the Boys Clubs, the Special Olympics, the March of Dimes and other organizations. He serves as honorary chairman of the annual Wednesday's Child golf tournament benefiting Dallas-area orphans and of the Keystone Academy Fellowship of Christian Athletes. Last off-season he developed Bill Bates' Cowboys Ranch in McKinney, TX, just north of Dallas. He and wife Denise, a fashion model, live in Dallas. Their family includes triplets Graham William, Brianna Gail and Hunter James (5/24/89) and Tanner Forest (2/18/91). The Bates family attends Park Cities Baptist Church in Dallas.

BATES' COWBOYS TOTALS													
Pass Interceptions					Tackles					QB		Passes For.	
Year	No.	Yds.	Avg.	Long	TD	Year	Solo	Ast.	Tot.	Sks.	Press.	Def.	Fum.
1983	1	29	29.0	29	0	1983	54	30	84	4	-	4	1
1984	1	3	3.0	3	0	1984	38	14	52	5	-	6	2
1985	4	15	3.8	8	0	1985	38	13	51	1	-	3	2
1987	3	28	9.3	28	0	1986	50	37	87	2 1/2	-	7	1
1988	1	0	0.0	0	0	1987	46	35	81	3	-	4	1
1989	1	18	18.0	18	0	1988	85	39	124	1/2	-	6	0
1990	1	4	4.0	4	0	1989	24	10	34	0	2	3	0
Totals	12	97	8.1	29	0	1990	29	22	51	0	3	7	2
						Totals	364	200	564	16	5	40	9
Opponents' Fumbles Recovered					Punt Returns								
Year	No.	Yds.	Avg.	Long	TD	Year	No.	FC	Yds.	Avg.	Long	TD	
1983	2	0	0.0	0	0	1985	22	6	152	6.9	21	0	
1984	1	0	0.0	0	0								
1988	1	0	0.0	0	0								
Totals	4	0	0.0	0	0								



## Michael Brooks

DEFENSIVE BACK • NORTH CAROLINA STATE  
HT: 6-0 • WT: 195 • BORN: 3/12/67  
FA FOR '90 • 2nd YEAR



**PRO:** Michael Brooks brings speed and big-play ability to the Cowboys' defensive backfield. He was signed for Dallas' practice squad on November 7. Brooks was activated December 10 when injuries to Issiac Holt and James Washington left the defensive backfield thin. In three games Brooks proved to be a valuable special teams player, recording two special teams tackles and downing a punt on the one-yard line at Philadelphia (12/23). He was released by San Diego on the final cut in 1990 after backing up Vencie Glenn at free safety during preseason. Originally signed as a free agent by San Diego in May, 1989, he spent the first 14 weeks of the season on the developmental squad before being activated for the final two games. His only game action as a rookie came as

BROOKS, *Cont.*

a nickel back and on special teams in the season finale against Denver (12/24). GAMES/STARTS: 1989 (1/0-S.D.), 1990 (3/0). Total - 4/0 (Dallas-3/0).

**COLLEGE:** An honorable mention All-America in 1988, Brooks started at free safety and finished second on the team in tackles with 82 as a senior. He intercepted two passes and batted away eight others to help the Wolfpack beat Iowa in the 1988 Peach Bowl. As a junior Brooks led North Carolina State in tackles with 105, including a career-high 13 against South Carolina. He played outside linebacker as a freshman but moved to free safety before the 1986 season. Brooks finished his collegiate career with 277 tackles, 30 passes defended, eight interceptions, four forced fumbles and two fumble recoveries.

**PERSONAL:** Michael Antonio Brooks was an all-state running back and linebacker at Page High School in Greensboro, NC. He led his high school team to three straight state football titles and won the state championship in the 100-meter dash as a senior. An All-America sprinter, Brooks helped North Carolina State win three straight ACC outdoor track titles. He majored in business management at North Carolina State.



## Willie Broughton

DEFENSIVE TACKLE • MIAMI  
HT: 6-5 • WT: 280 • BORN: 9/9/64  
FA FOR '89 • 5th YEAR



**PRO:** Willie Broughton missed all but the first four games of the 1990 season after suffering a lower back strain prior to the Tampa Bay game (10/7). The injury bug, which has hampered Broughton for much of his professional career, has not put an end to his future aspirations of contributing to the Cowboys defensive line, and he stayed in Dallas throughout most of the past off-season to rehabilitate the injured back. Broughton joined the Cowboys as a free agent in 1989, after it appeared as though injuries had brought an abrupt end to his career in 1988. Despite not having played in a regular-season game in two years, Broughton called his former coach at the University of Miami, Jimmy Johnson, in the spring of 1989 and asked for a tryout with the Cowboys. He left his job at Paul Harvey Ford in Indianapolis and wound up starting 14-of-16 games at right tackle and finishing fifth on the team in tackles. He had career highs in tackles (92) and sacks (3). A fourth-round draft choice by the Colts in 1985, Broughton was the youngest player in the NFL his rookie year. The following season he started the first eight games at nose tackle before a neck injury limited him the rest of the year. In 1987 he injured a knee before the start of the year and spent the season on injured reserve. Broughton was released by Indianapolis following the third preseason game in 1988 and did not play that year. GAMES/STARTS: 1985 (15/1-Ind.), 1986 (16/8-Ind.), 1987 (IR-Ind.), 1989 (16/14), 1990 (4/0). Total — 51/23 (Dallas-20/14).

**COLLEGE:** Broughton played every defensive line position his senior year at Miami under Jimmy Johnson. During his collegiate career he recorded 62 tackles, five sacks and six tackles for losses. He had his best game as a senior against Michigan with seven tackles. In 1983 he played on Miami's first national championship team of the '80s. With the addition of Russell Maryland to the Cowboys roster, Broughton is one of four Dallas defensive linemen who played for Johnson at Miami. He joins Maryland, Dan Stubbs, and Jimmie Jones.



BROUGHTON, *Cont.*

**PERSONAL:** Willie Lee Broughton (BROW-ton) attended Fort Pierce Central High School in Florida. His brother, Dock Luckie, played nose tackle for Winnipeg of the Canadian Football League. A business management major at Miami, Willie has gained valuable experience in the automobile business, and will likely continue those pursuits when his playing career is over. He collects piranha as a hobby.

BROUGHTON'S NFL TOTALS							
Year	Tackles			Sacks	QB Press.	Passes Def.	For. Fum.
	Solo	Asst.	Tot.				
1985 (Ind.)	13	4	17	1	-	-	-
1988 (Ind.)	22	12	34	1	-	-	-
1989	56	36	92	3	8	2	0
1990	3	2	5	0	2	0	0
Totals	94	54	148	5	10	2	0



**Willis Crockett**

LINEBACKER • GEORGIA TECH  
 HT: 6-3 • WT: 234 • BORN: 8/25/66  
 FA FOR '90 • 2nd YEAR



**PRO:** After battling back from a knee injury that ended his rookie year before it even got started, Willis Crockett finally had a chance in 1990 to display his talent on the football field. As a backup at middle linebacker most of the season, Crockett added speed and depth to the Cowboys' defense. An early training camp surprise, he was then slowed in the preseason by a sprained ankle and released on September 3. The setback was only temporary, however, because on September 13, Crockett was re-signed. Against the Giants (9/16) in his first regular-season game with Dallas, he recorded four tackles from the middle linebacker spot, including the stop on each of his first two plays. Crockett went on to play in 13 games in 1990, both at linebacker and on special teams. Originally a fifth-round draft pick by the Cowboys in 1989, Crockett tore the anterior cruciate ligament in his left knee during training camp and spent his rookie year on injured reserve. GAMES/STARTS: 1989 (1R), 1990 (13/0). Total - 13/0.

**COLLEGE:** Crockett, an All-ACC pick at linebacker at Georgia Tech, led a defense that finished 14th in the NCAA, seventh against the pass, his senior year. A four-year letterman, he took over the starting outside linebacker job following a 1985 season in which he had 47 tackles, two interceptions and earned freshman All-America honors.

**PERSONAL:** Willis Robert Crockett starred as a defensive back and wide receiver at Coffee County High School in Douglas, GA. He also earned letters in baseball and basketball. Willis majored in management at Georgia Tech.

CROCKETT'S COWBOYS TOTALS				
Year	Tackles			Tot.
	Solo	Asst.	Tot.	
1990	8	1	-	9



## Jack Del Rio

LINEBACKER • SOUTHERN CALIFORNIA  
 HT: 6-4 • WT: 240 • BORN: 4/4/63  
 WAIV. FOR '89 • 7th YEAR

55

**PRO:** Prior to the 1990 season, Jack Del Rio made a pledge to himself. "I had a great college career and never really applied myself at the professional level," he said. "I committed myself to getting back to the level I'm capable of playing." Last year he reached that height and was never better than last December 23 in Philadelphia. His main chore that day was to keep in check running back Keith Byars and tight end Keith Jackson. In addition to holding these two Eagles, who combined for 131 catches for 1,489 yards on the season, to a total of four receptions for 32 yards, Del Rio led Dallas with a single-game career-high 14 tackles. Over the final three games of the year, Del Rio compiled more tackles than any other Cowboys player. He finished with a single-season career-high 104 tackles easily surpassing his former high of 77 stops while with Kansas City in 1988. Del Rio recorded a team-high 11 tackles in the first Philadelphia game (10/28) and tied for the team lead with 11 against San Francisco (11/11). Due to his performance last year, Del Rio moves to starting middle linebacker — replacing Eugene Lockhart who led Dallas in tackles the past two seasons — in 1991 after starting the past 28 games on the strongside. He started at both inside and outside linebacker in a 3-4 alignment from 1985-88 with New Orleans and Kansas City. After he was taken off waivers from Kansas City by Dallas, who had the first choice of claims, Del Rio was slated to start, however a bruised calf delayed his debut with the first unit until the fourth game in 1989. Although he played only the first and third quarters, Del Rio still recorded 58 tackles and recovered two fumbles, including one he returned 57 yards for a touchdown against Green Bay (12/23). A third-round draft pick by New Orleans in 1985, Del Rio started nine games and tied a team record with five fumble recoveries to earn all-rookie honors. His first NFL touchdown came on a 22-yard return of a fumble against the Rams (12/1). He also recovered a fumble, which he lateraled to a teammate who scored vs. Atlanta (10/20). Against San Francisco (9/29) in his fourth pro game, he picked off his first NFL pass. In 1987 Del Rio was traded to Kansas City where he started 17 games over the next two seasons. During a three-week stretch vs. Seattle, Pittsburgh and the Jets late in 1988, Del Rio recorded 33 tackles and led the Chiefs in stops each game. In six NFL seasons, he has played under five head coaches and six defensive coordinators. The 1991 campaign will be the first that Del Rio has played consecutive seasons, including training camp, under the same coaching staff. GAMES/STARTS: 1985 (16/9-N.O.), 1986 (16/1-N.O.), 1987 (10/7-K.C.), 1988 (15/10-K.C.), 1989 (14/12), 1990 (16/16). Total — 87/55 (30/28-Dallas).

**COLLEGE:** A four-year starter at Southern California, Del Rio earned All-America honors his senior season. The 1984 Lombardi Trophy finalist led the Trojans in tackles for a loss three straight seasons. He also played in the East-West Shrine Game and the Japan Bowl. Cowboys Defensive Coordinator Dave Wannstedt was the Trojans' defensive line coach during Del Rio's final two years there.

**PERSONAL:** Jack Del Rio, Jr., starred in football, basketball and baseball at Hayward, CA, High School, earning all-state honors in all three sports. Del Rio,

DEL RIO, *Cont.*

who was drafted out of high school by the Toronto Blue Jays, started at catcher for the USC squad, which featured current Oakland A's star Mark McGwire. In 1990 he earned his degree in political science from the University of Kansas. Jack and wife Linda live in Irving, TX, with their two children - Lauren (4/28/81) and Hope (12/13/88).

DEL RIO'S NFL TOTALS												
Year	Solo	Tackles		Sacks	QB Press.	Passes Def.	For. Fum.	Pass Interceptions				
		Asst.	Tot.					No.	Yds.	Avg.	Long	TD
1985 (N.O.)	51	17	68	0	-	5	3	2	13	6.5	11	0
1986 (N.O.)	14	6	20	0	-	0	0	1	0	0.0	0	0
1987 (K.C.)	32	12	44	2	-	0	1	1	0	0.0	0	0
1988 (K.C.)	45	32	77	1	-	1	0	2	57	28.5	57	1
1989	40	18	58	0	2	1	0	2	57	28.5	57	1
1990	48	56	104	1 1/2	4	2	0	7	79	11.3	57	2
<b>Totals</b>	<b>230</b>	<b>141</b>	<b>371</b>	<b>4 1/2</b>	<b>6</b>	<b>9</b>	<b>4</b>	<b>7</b>	<b>79</b>	<b>11.3</b>	<b>57</b>	<b>2</b>



## James Dixon

WIDE RECEIVER • HOUSTON  
HT: 5-10 • WT: 184 • BORN: 2/2/67  
WAIV. FOR '89 • 3rd YEAR



**PRO:** James Dixon returns to wide receiver after displaying his versatility and outstanding speed as a running back, wide receiver and kickoff returner last season.

For the second straight year he led the team in kickoff returns with a 20.4-yard average. In 1990 Dixon moved into third on the Cowboys' all-time kickoff return list with a 23.1 career average behind Mel Renfro (26.4 average) and Butch Johnson (23.2). In addition he is only two returns shy of the club career marks of 85 returns and 2,246 kickoff return yards, which are both held by Renfro. A versatile player, Dixon switched from wide receiver, where he started against the Giants (9/16), to running back on October 1, changing from jersey #86 to #21. Against Tampa Bay (10/21) Dixon made his NFL debut at running back, playing a series to give Emmitt Smith a break. It marked the first time he played the position since he left Cisco, TX, Junior College. Playing most of the fourth quarter against Phoenix (12/16) he had a season-high six carries for 17 yards. As a rookie, Dixon finished second in the NFC and fifth in the NFL in kickoff return average with a 25.1-yard mark, the best by a Cowboy since Cliff Harris' 28.4 average in 1971. Dixon's 97-yard touchdown return against Kansas City (10/22) was the first Cowboys' kickoff return for a touchdown since 1975. He also recorded a 90-yard return against Green Bay (10/8), to become the only player in club history with two kickoff returns of 90 yards or more. Dixon also set club season records with 1,181 kickoff return yards, surpassing Renfro's mark of 1,017 yards in 1964, and 47 kickoff returns, topping Ron Fellows' standard of 43 in 1983. When Michael Irvin and Kelvin Martin were felled by injuries, Dixon moved into the starting lineup at wide receiver and led the team in yards per catch with a 19.9-yard average. Six of his 24 catches were for 30 yards-or-more. His 203 yards, on six catches, at Phoenix (11/2), is his single-game career high and the fifth highest single-game receiving yardage total in team history. He was selected to Pro Football Weekly's All-Rookie team as



**DIXON, Cont.**

the kickoff returner. Originally signed as a free agent by Detroit, Dixon was released after the third preseason game and claimed by Dallas. GAMES/STARTS: 1989 (16/7), 1990 (15/1). Total - 31/8.

**COLLEGE:** A second-team All-America, Dixon was the second leading receiver in NCAA Division I in 1988 with 102 catches for 1,103 yards and 11 touchdowns in Houston's run-and-shoot offense. He caught a single-game career-high 15 receptions against Rice. Dixon and Jason Phillips became the first pair of wide receivers from the same college to catch 100 passes each in the same season. Dixon finished his career second in Southwest Conference history in kickoff return yardage (1,468) and third in kickoff return average (25.3). In 1987 he led the SWC in kickoff return average (27.5) and set a conference record of 908 kickoff return yards. Dixon was a junior college running back at Cisco, TX, JC.

**PERSONAL:** James Anthony Dixon was a star running back at Vernon, TX High School. He was the MVP of the Oil Bowl, which matches high school senior all-stars from Oklahoma and Texas.

DIXON'S COWBOYS TOTALS											
Receiving					Rushing						
Year	No.	Yds.	Avg.	Long	TD	Year	No.	Yds.	Avg.	Long	TD
1989	24	477	19.9	75t	2	1989	3	30	10.0	13	0
1990	2	26	13.0	21	0	1990	11	43	3.9	18	0
Totals	26	503	19.3	75t	2	Totals	14	73	5.2	18	0
Kickoff Returns					Single-Game Bests						
Year	No.	Yds.	Avg.	Long	TD	Recpt. — 6 twice, last @ Phil., 12/10/89					
1989	47	1,181	25.1	97t	1	Yds. Rec. — 203, @ Phoe., 11/12/89					
1990	36	736	20.4	47	0	Lg. Rcpt. — 75t @ Phoe., 11/12/89					
Totals	83	1,917	23.1	97t	1	KO Rets. — 6 vs. Waah., 9/24/89					
						KO Avg. — 41.0 @ K.C., 10/22/89					



**Steve Folsom**

TIGHT END • UTAH  
HT: 6-5 • WT: 240 • BORN: 3/21/58  
FA FOR '90 • 6th YEAR



**PRO:** One of the last players released on the final cut-down date in 1990, Steve Folsom was re-signed by the Cowboys (12/18) for the final two games of the season after a back injury to Rob Awalt left the team with just one tight end (Jay Novacek). Folsom played only in the season finale at Atlanta as the second tight end in running situations. Folsom will be looking to find a roster spot among a very talented corps of tight ends with Dallas in 1991. Used mainly for his blocking abilities in his first two Cowboy seasons, Folsom displayed his pass catching skills in 1989 as the starter in all 16 games. His 28 catches for 265 yards more than tripled his career totals entering the '89 season. Against San Francisco (10/15), Folsom caught five passes, including a career-long 26 yarder. In 1988, Folsom caught his first NFL pass against Washington (10/9), started his first NFL game against Phoenix (10/30), and scored his first NFL touchdown against the Giants (11/6). Folsom provided solid support at tight end in 1987 as a surprise 29-year-old roster addition. He re-signed in mid-season after being released on the final cut of training camp. After brief stints with the Philadelphia Eagles in 1981, and the Giants in 1982, he played three seasons

FOLSOM, Cont.

with the Philadelphia/Baltimore Stars of the USFL. GAMES/STARTS: 1981 (3/0-Phil.), 1982 (2/0-Gia.), 1987 (9/0), 1988 (16/4), 1989 (16/16), 1990 (1/0). Total — 47/20 (Dallas-42/20).

**COLLEGE:** A three-year starter at Utah, Folsom caught 56 passes for 853 yards and eight touchdowns in his career. As a senior in 1980, he caught 23 passes for 352 yards and a touchdown. He earned honorable mention All-Western Athletic Conference honors as a junior. Folsom attended Long Beach State as a freshman before transferring to Utah.

**PERSONAL:** Steven Mark Folsom attended Santa Fe, CA, High School. He earned his degree in commercial recreation from Utah and worked as strength and conditioning coach for the U.S. Ski Team. Folsom was also a reserve on the 1980 Utah basketball team that advanced to the NCAA playoffs. He serves on the board of the Doug Cosbie Youth and Family Growth Center.

FOLSOM'S STARS TOTALS (USFL)

Year	Receiving				
	No.	Yds.	Avg.	Long	TD
1983	26	286	11.0	45	1
1984	46	485	10.5	42t	6
1985	1	4	4.0	4	0
Totals	73	775	10.6	45	7

FOLSOM'S COWBOYS TOTALS

Year	Receiving				
	No.	Yds.	Avg.	Long	TD
1988	9	84	9.3	20	2
1989	28	265	9.5	26	2
Totals	37	349	9.4	26	4



Kenneth Gant

CORNERBACK • ALBANY STATE  
 HT: 5-11 • WT: 188 • BORN: 4/18/67  
 D-9 FOR '90 • 2nd YEAR



**PRO:** "Kenneth Gant has the type of solid natural instincts and speed that will put him in a position to compete for a starting job this fall," says Cowboys defensive coordinator Dave Wannstedt. "He was thrown right into some tough spots as a rookie last year, but he responded with a competitive attitude and learned a great deal." Gant earned a roster spot as a rookie in '90 on the strength of his fine speed and limitless potential. Playing in 12 games with no starts last year, he became a productive special teams performer as the season progressed. Gant recovered Issiac Holt's blocked punt vs. Philadelphia (10/28), setting up a fourth quarter TD that put Dallas ahead until a last minute Eagle TD pass. His first career interception came against Phoenix (12/6) setting up Dallas' final touchdown in a 41-7 Cowboys win. He was activated from injured reserve (10/1) and played in his first NFL game that week vs. Tampa (10/7). Gant was also a late-season contributor to the secondary in certain passing situations. He broke up three passes and recorded seven special teams tackles. The third player ever drafted by the Cowboys from Albany State, Gant is the first from that school to ever play for Dallas. One of the most successful NFL players from Albany State's conference, the Southern Intercollegiate Athletic Conference, is former Cowboys great Rayfield Wright, from Fort Valley State. GAMES/STARTS: 1990 (12/0).

GANT, *Cont.*

**COLLEGE:** A four-year starter for the Golden Rams of tiny Albany State (GA), Gant recorded 158 tackles, 14 interceptions, 17 passes defended and recovered four fumbles during his collegiate career. He also missed only one game in his Albany State career. He averaged 23.2 yards per return on his five interceptions as a senior, including one returned 46 yards for a touchdown against Morris Brown College. Gant also blocked a punt for a safety against West Virginia State.

**PERSONAL:** Kenneth Gant majored in criminal justice at Albany State. He graduated from Kathleen High School in Lakeland, FL.

GANT'S COWBOYS TOTALS													
Year	Tackles			Sacks	QB Passes			Fur.	Interceptions				
	Solo	Asst.	Tot.		Press.	Def.	Fum.		No.	Yds.	Avg.	Long	TD
1990.....	9	0	9	0	0	3	1	1990.....	1	26	26.0	26	0



**John Gesek**

GUARD • CAL STATE-SACRAMENTO  
 HT: 6-5 • WT: 283 • BORN: 2/18/63  
 TRADE, RAID. '90 • 5th YEAR



**PRO:** September 3, 1990, proved to be an important day in Troy Aikman's and Emmitt Smith's life. That was the day John Gesek was acquired in a trade from the Los Angeles Raiders. The experience he added at right guard for the Cowboys proved to be quite valuable. "John Gesek came on and really played well for us after we made the trade with the Raiders last year," said Cowboys Head Coach Jimmy Johnson. After sitting out the San Diego game (9/9), Gesek logged playing time at left guard the next week against the Giants (9/16). His first start as a Cowboy came one week later at Washington (9/23) when he replaced an injured Crawford Ker at left guard. By the fifth week of the season against Tampa Bay (10/7), Gesek became the starter at right guard and remained there for 11 games. A sprained lower back against Philadelphia (12/23) forced him out of the season finale in Atlanta. Gesek, who started 23-of-the-31 games he played in Los Angeles, was the Raiders starting left guard the entire 1989 season. He was replaced in 1990 by All-Pro Max Montoya, a Plan B signee by the Raiders. Originally drafted in the 10th round in 1987, Gesek was limited to three games due to back and knee injuries his rookie year. In 1988 he started six games, including two at center, before being placed on injured reserve the final three weeks of the season due to a knee injury. GAMES/STARTS: 1987 (3/1-Raid.), 1988 (12/6-Raid.), 1989 (16/16-Raid.), 1990 (15/12). Total - 46/35 (Dallas-15/12).

**COLLEGE:** As a senior at California State-Sacramento, Gesek was the only returning starter on an offensive line that paved the way for 400.5 yards per game and won the Western Football Conference title. He earned all-conference honors his final two seasons after moving from defensive end to offensive tackle prior to his junior year. He tallied 34 tackles and four sacks as a sophomore. Gesek transferred to Cal State Sacramento after a season at Diablo Valley Junior College in Pleasant Hill, CA.

**PERSONAL:** John Christian Gesek, Jr. (GEE-sik), starred as an offensive and defensive lineman in high school. He attended San Ramon High School in Danville, CA as a freshman and senior and went to Bellflower High School in Long Beach as a sophomore and junior. Gesek majored in criminal justice at Cal State-Sacramento. He and wife Gina have a son, Tanner (1/30/91).





## Kevin Gogan

TACKLE • WASHINGTON  
HT: 6-7 • WT: 311 • BORN: 11/2/64  
D-8 FOR '87 • 5th YEAR



**PRO:** One of the Cowboys' most versatile offensive linemen, Gogan played every position along the Dallas offensive front except center in 1990. Since the start of the 1989 season, he has started games at both tackle positions and right guard. He is slated to compete for the starting left guard spot in '91. Gogan is generally considered to be one of the offensive line's most gifted natural athletes. His size and intelligence make him a valuable swing man at either guard or tackle. His athletic ability is clearly visible on the racquetball court where he is highly regarded as the team's best player. In 1990, he earned four starting assignments — three at left tackle, in place of the injured Mark Tuinei and one at right guard in the season's final game at Atlanta. He also served as the third tight end in several short yardage situations. Prior to the 1990 season, he had been the Cowboys' starting right tackle since early in his rookie year, starting 38 of 42 games leading into 1990. The former eighth-round draft choice was thrust into the starting lineup as a rookie in 1987 when Phil Pozderac suddenly retired after the players' strike. His very first opponent was Philadelphia All-Pro left end Reggie White, and Gogan made a good showing against White in his starting debut. GAMES/STARTS: 1987 (11/10), 1988 (15/15), 1989 (13/13), 1990 (16/4). Total — 55/42.

**COLLEGE:** Gogan was a three-year starter for Washington at right tackle. He earned honorable mention All-PAC 10 honors as a junior. He was an honorable mention All-America and second-team All-PAC 10 pick his senior year when he served as a team co-captain. Kevin played in the 1987 Hula Bowl.

**PERSONAL:** Born in Pacifica, CA, Kevin Patrick Gogan led Sacred Heart High School in San Francisco to two city championships as an offensive and defensive tackle. He also was an outstanding baseball catcher and first baseman. Kevin is an avid bass fisherman and one of the Cowboys' locker-room comic wits. He has four dogs, including a prized Newfoundland which has fared quite well in a handful of regional show competitions. Kevin is a partner in Kressler Custom Homes, a Dallas-area homebuilding business. He and wife Heather live in Coppell, TX. Heather recently gave birth to their first child, Hannah (3/27/91).



## Dean Hamel

DEFENSIVE TACKLE • TULSA  
HT: 6-3 • WT: 271 • BORN: 7/7/61  
TRADE, WASH., '89 • 7th YEAR



**PRO:** Since Dean Hamel arrived in Dallas a week before the start of the 1989 season, he has established himself as a fierce competitor on the field and an emotional leader in the lockerroom. "Dean is a very intense player and that's what we're trying to create and keep going here," said Cowboys Defensive Coor-

## HAMEL, Cont.

dinator Dave Wannstedt. "When you get a guy with that type of enthusiasm and he backs it up with his play, then you've got something." In Don Heinrich's Pro Preview/90, Hamel was called the Cowboys' "unsung hero" because he was a big factor in the improvement of the Dallas defense and a leader in the lockerroom. Nicknamed "The Tasmanian Devil," Hamel has a reputation for creating havoc on the field. "He has such great first-step explosion and leverage that he really can get up field and mess things up," said Wannstedt. Last season Hamel led the Cowboys in solo tackles with six in the opener against San Diego (9/9) despite missing most of the second half with a groin problem. After being slowed by the injury the next two games, he recorded a season-high seven tackles against the Giants (9/30). Hamel sprained his right knee in practice on October 10 and was placed on injured reserve, marking the first time in his NFL career he missed a game due to injury. Without Hamel in the first unit, the Cowboys were 1-4 and allowed an average of 5.1 yards per rush. He returned to the starting lineup against the Rams (11/18) to help Dallas win four straight games. In Hamel's 11 starts the defense allowed 3.9 yards per carry. Hamel was acquired from Washington for a 1990 fifth-round draft choice in the first trade between the two NFC East rivals since 1967. He started four of the first seven games at right tackle then excelled after moving to left tackle where he started the rest of the season. In the final seven games of '89, he had 3½ sacks and 18 quarterback pressures to finish second on the team in both categories. Meanwhile the Cowboys defense was holding opponents to a league-low 3.08 yards per carry over the latter half of the year. He tallied 12 tackles, his high with Dallas, against the Giants (12/16). In four seasons with the Redskins, Hamel started 17 games at defensive tackle and was an outstanding special teams performer. While playing the second half of the 1987 NFC Championship Game against Minnesota, Hamel made a big tackle behind the line of scrimmage on a 3rd-and-1 play from the Redskins two as the Vikings were driving for the tying score late in the game. Washington went on to capture the Super Bowl XXII title. In 1986 Hamel was named to the All-Madden Team for special teams play. Drafted in the 12th round by the Redskins in 1985, Hamel started the final half of his rookie season. In those eight games he accumulated 63 tackles and six sacks, including a single-game career-high three against Atlanta (11/3). GAMES/STARTS: 1985 (16/8-Wash.), 1986 (16/8-Wash.), 1987 (12/1-Wash.), 1988 (16/0-Wash.), 1989 (16/13), 1990 (12/11). Total — 88/41 (28/24-Dallas).

**COLLEGE:** Hamel played only one season at defensive tackle after he was switched from the offensive line prior to his senior year at Tulsa. He recorded 44 tackles, four tackles for losses and three sacks in 1984. Hamel transferred to Tulsa after two seasons at Coffeyville, KS, Junior College, where he earned All-America honors while blocking for 1983 Heisman Trophy winner Mike Rozier.

**PERSONAL:** A native of Detroit, Dean Edward Hamel starred at Mott High School in Warren, MI. Hamel, who earned his degree in education from Tulsa, opened Cowboys Driving Range, located about a Par-5 distance from the team's practice facility. He and wife Diana have a daughter, Megan (6/8/89).

## HAMEL'S NFL TOTALS

Year	Solo	Tackles		Sacks	QB Press.	Passes Def.	For. Fum.
		Asst.	Tot.				
1985 (Wash.)	42	21	63	6	-	-	2
1986 (Wash.)	20	17	37	0	-	-	0
1987 (Wash.)	7	1	8	0	-	-	0
1988 (Wash.)	9	5	14	2	-	-	0
1989	45	23	68	3 ½	28	1	0
1990	23	10	33	1	5	1	1
Totals	146	77	223	12 ½	33	2	3

## Opponents' Fumbles Recovered

Year	No.	Yds.	Avg.	Long	TD
1990	1	0	0.0	0	0



## Dave Harper


LINEBACKER • HUMBOLDT STATE  
HT: 6-1 • WT: 230 • BORN: 5/5/66  
FA FOR '90 • 2nd YEAR

50

**PRO:** The product of Humboldt State, a tiny NCAA Division II school, Dave Harper recognized the opportunity to develop when he was re-signed by the Cowboys on Oct. 1, 1990. "It was a chance for me to get bigger and stronger while also getting a year to learn the system," said Harper. During his six week stay on the team's practice squad, Harper helped simulate opponents' plays on both offense and defense. He was activated prior to the Rams game (11/18) and worked mainly on special teams the remainder of the season. Drafted in the 11th round by Dallas in 1990, Harper was released when the team cut down to 60 players on August 26. He is trying to follow in the footsteps of defensive lineman Jethro Pugh (1965) and defensive back Dennis Thurman (1978) as 11th-round draft picks by Dallas who became top players for the team. The first Humboldt State player ever drafted by the Cowboys, Harper and running back Wendell Hayes, in 1963, are the only players from the school, located 275 miles north of San Francisco, to make a Cowboys' active roster. Harper was the first player drafted from Humboldt State by the NFL since wide receiver Mike Bettiga was selected in the 15th round by San Francisco in 1973 and was taken with the highest pick used on a Humboldt State player since offensive tackle Len Gotshalk was selected in the eighth round by Philadelphia in 1971. GAMES/STARTS: 1990 (6/0).

**COLLEGE:** An All-Northern California Athletic Conference and third team All-America pick in 1989, Harper set a school single-season record for tackles with 125 and led Humboldt State in tackles for a loss as an inside linebacker his senior year. In 1988 Harper played both running back and linebacker, rushing for 114 yards vs. the University of California-Davis and making 20 tackles and an interception against Azusa Pacific. Harper played two seasons at the College of the Redwoods then had to sit out the 1987 season at Humboldt State after transferring from Weber State.

**PERSONAL:** David Douglas Harper was a standout running back at Eureka, CA, High School. He majored in physical education at Humboldt State.



## Odie Harris

DEFENSIVE BACK • SAM HOUSTON STATE  
HT: 6-0 • WT: 190 • BORN: 4/1/66  
PB (TB) FOR '91 • 4th YEAR

25

**PRO:** In a move to bolster its special teams and secondary, Dallas signed Plan B free agent Odie Harris from Tampa Bay in March, 1991. Known for his outstanding coverage ability with the Buccaneers, Harris first caught the eye of the Cowboys' coaches last season when he forced a fumble on a punt return and made two



## HARRIS, Cont.

tackles on kickoffs against Dallas at Texas Stadium (10/7). Harris played in 16 games in 1990 and finished second on the team with 21 special teams tackles. A punter's dream teammate, Harris was credited with forcing 12 of the 16 fair catches Tampa Bay's opponents called in 1990. In three NFL seasons Harris has recorded 54 special teams tackles and played every game. In 1989 he started two games at strong safety, at Washington (10/22) and vs. Green Bay (12/3), recording five tackles in the Redskins game and a 19-yard interception return against the Packers. As a rookie free agent with Tampa Bay in 1988, Harris saw extensive duty on kick coverage teams and started seven games at strong safety after Mark Robinson went down with an injury. In his first career start, he came up with six tackles and an interception vs. Green Bay (10/2). The highlight of Harris' first season came against Chicago (11/20) when he recorded a single-game career-high 10 tackles and an interception. Harris also recorded seven tackle games at Minnesota (10/9) and vs. Miami (10/30). He finished second on the team with 20 special team tackles in 1988.

**COLLEGE:** Harris was a two-year starter at cornerback at Sam Houston State. He finished his career with 109 tackles and four interceptions, including single-season career-highs of 34 tackles and two interceptions as a junior. Harris played running back his freshman year before switching to the secondary prior to his sophomore season.

**PERSONAL:** A two-time all-district running back at Bryan, TX, High School, Odie Lazar Harris, Jr., gained 800 yards rushing as a senior. He was a high school teammate of Chargers running back Rod Bernstine, and his cousin, wide receiver Gerald Carter, played with Tampa Bay from 1981-87. Harris worked with the "Say No to Drugs" program in Tampa Bay. He majored in liberal arts at Sam Houston St.

## HARRIS' NFL TOTALS


Year	Solo	Tackles		QB Press.	Passes Def.	For. Fum.
		Ast.	Tot.			
1988 (T.B.)	37	9	46	1	4	1
1989 (T.B.)	5	5	10	0	1	0
1990 (T.B.)	5	2	7	1	0	1
<b>Totals</b>	<b>47</b>	<b>16</b>	<b>63</b>	<b>2</b>	<b>5</b>	<b>2</b>

## Pass Interceptions

Year	No.	Yds.	Avg.	Long	TD
1988 (T.B.)	2	26	13.0	24	0
1989 (T.B.)	1	19	19.0	19	0
<b>Totals</b>	<b>3</b>	<b>45</b>	<b>15.0</b>	<b>24</b>	<b>0</b>

## Opponents' Fumbles Recovered

Year	No.	Yds.	Avg.	Long	TD
1988 (T.B.)	1	0	0.0	0	0



## Dale Hellestrae

GUARD/CENTER • SMU  
HT: 6-5 • WT: 285 • BORN: 7/11/62  
TRADE, RAID, '90 • 5th YEAR



**PRO:** Dale Hellestrae, acquired from the Los Angeles Raiders on August 20 for the Cowboys' seventh-round choice in 1991, provides Dallas a versatile offensive lineman and an experienced deep snapper. After struggling through training camp and the preseason trying to teach everyone on the roster to deep snap, the Cowboys made the trade to acquire Hellestrae following the preseason game with the Raiders (8/18). Hellestrae, who has played every position on

HELLESTRAE, *Cont.*

the offensive line during his pro career, backed up at both guard and center last season, while also playing the key role of deep snapper. He was signed as a Plan B free agent by the Raiders in February, 1989 after four seasons with Buffalo but spent the 1989 season on injured reserve after breaking a leg in training camp. Hellestrae had his most productive year in 1988 when he started at right guard the final two games of the season and the Bills' two playoff games, including the AFC Championship Game against Cincinnati. Drafted in the fourth round by Buffalo in 1985, Hellestrae missed the final 12 games of his rookie year with a broken thumb. He played in the first two games of 1986 before a broken wrist forced him to miss the next eight games. Hellestrae missed the 1987 season due to a hip injury. GAMES/STARTS: 1985 (4/0-Buff.), 1986 (8/0-Buff.), 1987 (IR-Buff.), 1988 (16/2-Buff.), 1989 (IR-Raid.), 1990 (16/0). Total 44/2 (Dallas-16/0).

**COLLEGE:** A four-year letterman and two-year starter at tackle for Southern Methodist, Hellestrae earned All-Southwest Conference honors as a senior in 1984. The Mustangs tallied a 41-5-1 record during his stint there and participated in the Cotton, Sun and Aloha Bowls.

**PERSONAL:** Dale Robert Hellestrae (Hellu-STRAY) was an all-state pick in football and basketball at Saguaro High School in Scottsdale, AZ. He spent one year at the Marine Military Academy in Harlingen, TX, after high school. In May Dale graduated from SMU with a degree in business administration. Dale and his wife Brooke live in Irving, TX.



## Manny Hendrix

CORNERBACK • UTAH  
HT: 5-10 • WT: 185 • BORN: 10/20/64  
FA FOR '86 • 6th YEAR



**PRO:** Most players enter the NFL with four years of college football experience to perfect their skills and mature as players. Manny Hendrix, who played basketball in college, used the same time frame, however he had to refine his talents during his early years with Dallas. Last year, his fifth in the league, Hendrix emerged to start 11 games, including the final 10, for a Cowboys pass defense that led the NFC and ended the season with streaks of 19 games of not allowing an opposing passer to throw for 300 yards-or-more and two games of holding an opponent to under 100 net passing yards. "Now, I feel very confident that I can go out and perform in the league," said Hendrix. "It's been a matter of getting the experience, getting the opportunity to go out and see things over and over." After becoming the starting right cornerback against Tampa Bay (10/21), Hendrix led the team in tackles with eight and knocked away two passes while starting at left cornerback in place of an injured Issiac Holt. In the final five games of 1990, Hendrix batted down five passes and picked off a pass in Philadelphia (12/23) to set up a field goal. He finished the year with a single-season career-high 65 tackles. While playing mainly as a nickel back in pass situations the first six games of 1990, Hendrix forced a fumble on Dallas' 12-yard line against the Giants (9/16). He also started at left cornerback in place of Holt at Washington (9/23). In 1989 Hendrix started and played left cornerback in the first and third quarters of the final two games. Earlier in the season he started against the 49ers (10/15) and recovered a fumbled kickoff to set up a touchdown against the Rams (12/3). In 1988 at Washington (12/11) he snared


## HENDRIX, Cont.

his first NFL interception. In the 1987 season finale against the Cardinals (12/27), Hendrix started his first game and earned a game ball from the coaches after the 11-tackle performance and a pass batted down in the end zone. The Cowboys released Hendrix before the start of the 1986 season but re-signed him after the third game. In the 1960s another basketball star, Utah State's Cornell Green, successfully converted into an All-Pro defensive back for the Cowboys. GAMES/STARTS: 1986 (13/0), 1987 (12/1), 1988 (16/0), 1989 (16/3), 1990 (16/11). Totals — 73/15.

**COLLEGE:** Hendrix finished his basketball career as Utah's eighth all-time leading scorer with 1,493 points (12.1 per game). A four-year starter and senior co-captain, he was named honorable mention All-WAC his sophomore and junior years and second-team all-conference as a senior. His backcourt mate with the Utes was current Mavericks guard Kelvin Upshaw.

**PERSONAL:** Manual Hendrix starred in football, basketball and track at South Mountain High School in Phoenix. Although heavily recruited to play college football, he chose to play basketball at Utah, the only basketball program to recruit him. In high school he was a teammate of Eagles linebacker Byron Evans. Vikings tight end Steve Jordan also attended the same high school. Manny married his high school sweetheart, Kammie Baker. They have four children - Sharee (11/18/82), Sandra (2/13/84), Crystal (6/13/85) and Manual, Jr. (7/19/88) - and live in Carrollton, TX. Manny earned his degree in communications from the University of North Texas. He is very active in the community, appearing at charity functions and speaking at schools.

HENDRIX'S COWBOYS TOTALS													
Year	Tackles			Sacks	QB Passes		For. Fum.	Opponents' Fumbles Recovered					
	Solo	Asst.	Tot.		Press.	Def.		Year	No.	Yds.	Avg.	Long	TD
1986	10	3	13	0	-	2	0	1986	1	0	0.0	0	0
1987	18	4	22	0	-	4	0	1989	1	0	0.0	0	0
1988	21	10	31	0	-	6	0	Totals	2	0	0.0	0	0
1989	18	9	27	½	6	5	0	Interceptions					
1990	51	14	65	0	1	6	1	Year	No.	Yds.	Avg.	Long	TD
Totals	118	40	158	½	7	23	1	1988	1	0	0.0	0	0
								1990	1	0	0.0	0	0
								Totals	2	0	0.0	0	0



## Alonzo Highsmith

FULLBACK • MIAMI, FL  
HT: 6-1 • WT: 237 • BORN: 2/28/65  
TRADE, HOU., '90 • 5th YEAR

32

**PRO:** In 1991, the Dallas Cowboys will be looking for Alonzo Highsmith to return to the form that made him the third player selected in the 1987 draft and one of the NFL's premier fullbacks. After coming to Dallas via a trade with Houston on 9/3/90, Highsmith was still in the rehabilitating stages of knee surgery from February of 1990. His eagerness to play earned him the starting spot as the Cowboys fullback, in Weeks No. 3 through 7, but after realizing he was still not at full speed, Highsmith and Jimmy Johnson determined that it was best for him to be placed on injured reserve for the remainder of the '90 regular season. In his limited stretch as the Dallas starter, Highsmith carried the ball 19 times for 48 yards, while catching three passes for 13 yards. A hard-driving runner with outstanding competitiveness, Highsmith had started 40 straight games, including playoffs, for the Oilers, and



## HIGHSMITH, Cont.

averaged 4.4 yards per carry while gaining 1,103 yards his first two-and-a-half years in the league. In five playoff contests he's averaged 5.7 yards per rush. Although mainly known as a fullback, Highsmith has 10 runs of 20-yards-or-more during his NFL career. While leading Houston in rushing in 1989, Highsmith set career-highs for rushing yards with 531 and receptions with 18 catches. Against Buffalo (9/24) he set career-highs for catches (four), receiving yards (47) and yards from scrimmage (102). In his first full pro season in 1988, only two backs (James Brooks and Ickey Woods) averaged more yards per carry than Highsmith's 5.0 average among NFL backs with more than 90 rushes. Against Washington (10/30) he had three carries of over 20 yards on his way to averaging 9.4 yards per rush. Two weeks later in Seattle (11/13) he had a career-long 42-yard scamper on his way to a career-high 80 yards rushing for the day. Drafted only behind Miami teammate Vinny Testaverde and Cornelius Bennett in '87, Highsmith missed the first half of his rookie season before signing. His first start came at New Orleans (12/13). In the regular-season finale he scored the winning touchdown against Cincinnati (12/27) as the Oilers clinched a playoff berth. He also had a 33-yard touchdown reception in that game. GAMES/STARTS: 1987 (8/3-Hou.), 1988 (16/16-Hou.), 1989 (16/16-Hou.), 1990 (7/5). Total — 47/40 (Dallas-7/5).

**COLLEGE:** An honorable mention All-America in 1986, Highsmith finished his career at Miami tied for the career record for touchdowns and second to Ottis Anderson in career rushing yards. In 1985 he caught a school record 88-yard touchdown pass against East Carolina. As a freshman he led the Hurricanes in rushing in their Orange Bowl victory over Nebraska to capture the national title. Highsmith entered Miami as a defensive end and was converted to running back under the tutelage of Joe Brodsky who is now the Cowboys running backs coach.

**PERSONAL:** Alonzo Walter Highsmith earned All-America honors and was Dade County Athlete of the Year at Columbus High School in Miami, FL, where he played with Mike Shula, currently an assistant in the Dolphins' organization and son of Dolphins' head coach Don Shula. His father Walter, who is head coach at Texas Southern, was an offensive lineman in the NFL with Houston and Denver and in the CFL with Montreal. Alonzo earned his degree in business management from Miami. He and wife Denise have a son, Alonzo, Jr.

## HIGHSMITH'S NFL TOTALS

Year	Rushing					Year	Receiving				
	No.	Yds.	Avg.	Long	TD		No.	Yds.	Avg.	Long	TD
1987 (Hou.)	29	106	3.7	25	1	1987 (Hou.)	4	55	13.8	33	1
1988 (Hou.)	94	466	5.0	42	2	1988 (Hou.)	12	131	10.9	28	0
1989 (Hou.)	128	531	4.2	25	4	1989 (Hou.)	18	201	11.2	32	2
1990	19	48	2.5	7	0	1990	3	13	4.3	7	0
Totals	270	1,151	4.3	42	7	Totals	37	400	10.8	33	3

## SINGLE-GAME CAREER HIGHS

Rush Att. - 15 vs. Cinc., 11/13/89  
 Rush Yards - 80 vs. Sea., 11/13/88  
 Rush Avg. - 9.4 vs. Wash., 10/30/88 (8 att. - 75 yards)  
 Long Rush - 42 @ Sea., (11/13/88)  
 Rush TDs - 1, 7 times, last vs. Buff., 9/24/89  
 Recept. - 4 vs. Buff., 9/24/89  
 Long Rec. - 33 vs. Cinc., 12/27/87  
 TD Rec. - 2 vs. Pitt., 10/22/89



## Issiac Holt

CORNERBACK • ALCORN STATE  
 HT: 6-2 • WT: 198 • BORN: 10/4/62  
 TRADE, MINN., '89 • 7th YEAR

30

**PRO:** In 1990, Issiac Holt enjoyed what many believed to be a Pro Bowl caliber season. He was not selected for a trip to Hawaii but clearly established himself as one of the NFL's most gifted and complete corners. Defensive Coordinator Dave Wannstedt describes Holt's impact on the '90 Cowboys defensive unit: "He's the type of talent who can turn an entire game around on any given play. He can do it with a big hit, an interception or a blocked punt. Ike just has the natural instincts to make the big plays you need to win games." Holt made enough plays to earn second team All-NFC recognition by the U.P.I. last season. He led the team in passes defended with 18, while also tying for the team lead in interceptions with three. His biggest interception of the year was a 64-yard TD theft at Tampa Bay that tied the score in the fourth quarter and put the Cowboys in position to win their third game of the season. Holt also blocked two punts — marking the first time Dallas (as a team) has recorded two blocked punts in a single season since 1983. Both of those blocked punts set up Dallas touchdowns vs. Philadelphia (10/28) and Washington (11/22). He registered 15 starts last year, missing the first Redskin (9/23) game with a groin injury. Holt had a career-high season for tackles with 53. The Cowboys acquired Holt from Minnesota on Oct. 12, 1989 as part of the Herschel Walker trade. The Vikings' starting left cornerback in 29 games from 1986-88, Holt played in nine games for the Cowboys in '89 and dislocated his left shoulder against Philadelphia (11/23). Holt was the Vikings' second-round draft choice in 1985, the 30th player selected overall. He won a starting job in '86 and tied for fourth in the NFC and fifth in the NFL with a team-leading eight interceptions. He also blocked two punts, one in each of the two Green Bay games, and recovered a blocked punt in the end zone for a touchdown against San Francisco. He had a four-game interception streak in October and intercepted two passes against the Giants on Nov. 16. In '87 Holt played in only nine games after suffering a knee injury in training camp. He intercepted a pass in the the Vikes' wild card playoff victory over the Saints. In '88 Holt started the first nine games before missing three of the next four with a bruised thigh. He played as a reserve the final three weeks of the regular season and the playoffs. During the '88 season Holt recorded his third career blocked punt and a last-minute game-saving interception in a win over Philadelphia (9/25). He recorded his first career safety when he tackled New England's punter in the end zone. The week before joining the Cowboys in '89, Holt returned an interception 90 yards for a touchdown against Detroit on Oct. 8. It was the NFC's longest interception return of the year. GAMES/STARTS: 1985 (15/1-Minn.), 1986 (16/15-Minn.), 1987 (9/5-Minn.), 1988 (13/9-Minn.), 1989 (5/1-Minn.; 9/0-Dal.), 1990 (15/15). Totals — 82/45 (Dallas-24/15).

**COLLEGE:** Holt set the NCAA Division I-AA career record with 24 interceptions in four years as a starter at Alcorn State. He was named to the Kodak All-America team and the All-Southwestern Athletic Conference squad. His career totals included 38 passes defended and 319 interception yards.

**PERSONAL:** Issiac Holt III is a native of Birmingham, AL, where he became the Birmingham area defensive back of the year as a senior at Carver High School. Issiac and wife Burnadeen have a daughter, Brianna (5/9/88), and live in Dallas.

HOLT, Cont.

## HOLT'S NFL TOTALS

Year	Tackles				QB Passes			For.	Fum.	Pass Interceptions					
	Solo	Asst.	Tot.	Sacks	Press.	Def.	Year			No.	Yds.	Avg.	Long	TD	
1985 (Minn.)	15	10	— 25	0	-	2	0			1985 (Minn.)	1	0	0.0	0	0
1986 (Minn.)	44	8	— 52	0	-	15	1			1986 (Minn.)	8	54	6.8	27	0
1987 (Minn.)	15	3	— 18	0	-	4	0			1987 (Minn.)	2	7	3.5	7	0
1988 (Minn.)	31	3	— 34	0	-	20	0			1988 (Minn.)	2	15	7.5	15	0
1989 (Minn.)	4	1	— 5	0	-	2	0			1989 (Minn.)	1	90	90.0	90t	1
1989	10	5	— 15	0	0	2	0			1990	3	72	24.0	64t	1
1990	37	16	— 53	0	0	18	1			Totals	17	238	14.0	90t	2
Totals	156	46	— 202	0	0	63	2								



## Ray Horton

SAFETY • WASHINGTON  
 HT: 5-11 • WT: 186 • BORN: 4/12/60  
 FA FOR '89 • 9th YEAR

20

**PRO:** Over the past two seasons, Ray Horton has been invaluable as a signal caller and a sort of on-the-field coach for a Cowboys secondary that in 1990 led the NFC and finished the season with a streak of 19 straight games of holding opposing passers to less than 300 yards and two straight games in keeping opponents to less than 100 net passing yards. "Ray makes all of our defensive adjustments at the line of scrimmage," said defensive coordinator Dave Wannstedt. "He helps the other players with the system. He's a leader." After missing the 1990 opener due to a stomach virus, Horton tallied a single-game season-high nine tackles the next week against the Giants (9/16) at Texas Stadium and appeared to be on his way to a repeat of his stellar 1989 season when he finished second on the club in tackles with a career-high 116. However, two games later when Dallas played the Giants (9/30) in East Rutherford, Horton sprained his left knee. The injury forced him to miss the next game and slowed him the rest of the season. Playing mainly on savvy he was still able to lead Dallas in fumbles recovered, finish only one stop shy of James Washington for the team lead among defensive backs in tackles, and tie for second on the Cowboys in forced fumbles. Horton also came up with the big play at key times as he had in 1989 when he led the team in forced fumbles. "When you're injured, I think you play a little smarter," said Horton. "You know you can't get there with the speed, so you get there with your mind." In Washington (9/23) he recovered a fumble on the Redskins' eight-yard line. At Phoenix (10/14) he forced a fumble on the Dallas one-yard line to prevent a score and then the next week in Tampa scampered 11 yards to the Buccaneers' 26-yard line with a fumble recovery to set up a field goal. Against San Francisco (11/11) Horton intercepted a pass in the endzone to end a scoring threat. In the Cowboys' 17-13 win over New Orleans (12/2), he played strong safety in the second half due to an injury to Washington and recovered a fumble with 46 seconds remaining. Horton played on a sore right ankle against Phoenix (12/16) but came back the following game to force two fumbles in Philadelphia. A Plan B signee by Dallas in 1989, Horton began his big-play tendencies early in his first season with the Cowboys. Against Washington (9/24) in his first regular-season game at Texas Stadium as a Cowboy, Horton sacked Mark Rypien at the Dallas 21



## HORTON, Cont.

to force a fumble that Jim Jeffcoat returned for a touchdown. Horton's first interception with Dallas came against the Rams (12/3) and set up the touchdown that put Dallas ahead 24-21 in the fourth quarter. He had a season-high 15 tackles against Green Bay (10/8) then two weeks later led Dallas with 14 tackles versus Kansas City (10/22). In 1988 Horton played mainly as a nickel back on Cincinnati's AFC Championship team after he was moved from cornerback to safety. A second-round draft pick by the Bengals in 1983, Horton intercepted five passes, including one returned for a touchdown against Denver, as a rookie. The next year he replaced Ken Riley at right cornerback and returned an interception 48 yards for a touchdown against Kansas City. GAMES/STARTS: 1983 (16/0-Cinc.), 1984 (15/13-Cinc.), 1985 (16/16-Cinc.), 1986 (16/4-Cinc.), 1987 (12/8-Cinc.), 1988 (13/0-Cinc.), 1989 (16/16), 1990 (14/14). Total — 118/71 (Dallas-30/30).

**COLLEGE:** Horton earned All-America and All-PAC 10 honors at Washington where he played in the same defensive backfield as teammate Vince Albritton. A three-year starter at cornerback, Horton played in the Hula and Senior Bowls in 1982.

**PERSONAL:** Raymond Anthony Horton was an All-America at Mount Tahoma High School in Tacoma, WA. He and wife Leslie have a daughter, Taylor (7/18/88).

HORTON'S NFL TOTALS										
Year	Tackles			Sacks	QB Presa.	Passes		For. Fum.		
	Solo	Asst.	Tot.			Def.				
1983 (Cinc.)	28	15	43	0	-	-	-	-	-	-
1984 (Cinc.)	49	17	66	1	-	-	-	-	-	-
1985 (Cinc.)	53	10	63	0	-	-	-	-	-	-
1986 (Cinc.)	44	11	55	0	-	-	-	-	-	-
1987 (Cinc.)	40	13	53	0	-	-	-	-	-	-
1988 (Cinc.)	21	5	26	1	-	-	-	-	-	-
1989	72	44	116	1	2	8			2	
1990	34	35	69	0	0	6			3	
Totals	341	150	491	3	2	14			5	

Interceptions					Opponents' Fumbles Recovered				
Year	No.	Yds.	Avg.	Long TD	Year	No.	Yds.	Avg.	Long TD
1983 (Cinc.)	5	121	24.2	55t 1	1983 (Cinc.)	1	0	0.0	0 0
1984 (Cinc.)	3	48	16.0	48t 1	1984 (Cinc.)	1	0	0.0	0 0
1985 (Cinc.)	2	3	1.5	3 0	1985 (Cinc.)	1	0	0.0	0 0
1986 (Cinc.)	1	4	4.0	4 0	1990	3	11	3.7	11 0
1988 (Cinc.)	3	13	4.3	11 0	Totals	6	11	1.8	11 0
1989	1	0	0.0	0 0					
1990	1	0	0.0	0 0					
Totals	16	189	11.8	55t 2					

Kickoff Returns					Punt Returns					
Year	No.	Yds.	Avg.	Long TD	Year	No.	FC	Yds.	Avg.	Long TD
1984	5	128	25.6	49 0	1983 (Cinc.)	1	1	10	10.0	10 0
					1984 (Cinc.)	2	0	-1	-1.0	-1 0
					1986 (Cinc.)	11	3	111	10.1	25 0
					1987 (Cinc.)	1	0	0	0.0	0 0
					Totals	15	4	120	8.0	25 0



## Michael Irvin

WIDE RECEIVER • MIAMI  
HT: 6-2 • WT: 199 • BORN: 3/5/66  
D-1 FOR '88 • 4th YEAR



**PRO:** In 1990 Michael Irvin emphasized that he has been the Cowboys' big-play man on offense since joining the team three years ago. After battling back from a torn anterior cruciate ligament in his right knee, which forced him to miss 14 games (last 10 in 1989, first 4 in 1990), Irvin led Dallas in yards per catch

## IRVIN, Cont.

and had the team's longest reception last year. His 20.7 average in 1990 was the highest by a Cowboys player since 1981 when Butch Johnson gained 22.1 yards per reception. Irvin was involved in two of the club's three longest plays last year, which gives him four of Dallas' eight longest plays since 1988. Other than the quarterbacks, no other Cowboys player has been involved in more than one of those big plays. In 1990 Irvin scored every fourth time he caught the ball to increase his career ratio to a touchdown every 6½ receptions. "Michael makes plays," said Cowboys Head Coach Jimmy Johnson. "He's a physical receiver. A fierce competitor who hates to lose and you can't have enough of those." Last season Irvin's value to the club's success was never more evident. After returning to the active roster on October 9, Irvin caught his first two passes of the season, including a 28-yard touchdown with 23 seconds left, in the Cowboys' game-winning drive against Tampa Bay (10/21). He returned to the starting lineup against San Francisco and was a vital part of the club's march to four straight wins. Against the Rams (11/18) he caught touchdown passes from 61 and 10 yards, the first multiple TD catch game since he snared three scoring passes at Washington as a rookie. On the drive to the deciding touchdown over New Orleans (12/2), Irvin caught a 24-yarder. Against Phoenix (12/16) he grabbed a 41-yard pass to set up Dallas' first touchdown and a 39-yarder to set up his eight-yard touchdown catch. Eight of his 20 catches in 1990 came on third down and went for either a first down or touchdown. In 1989 Michael Irvin was on a pace to 69 catches for 1,008 yards before suffering the season-ending knee injury against San Francisco (10/15). He was leading the team in receiving yards and touchdown catches in addition to having the club's longest reception of the season, a 65-yard touchdown against Atlanta (9/17). In 1988 Irvin became the first Cowboys rookie wide receiver to start a season-opener since Bob Hayes in 1965. His 20.4-yards-per-catch average led the NFC. Against the Redskins (12/11) he caught six passes for 149 yards and three touchdowns. A sprained ankle forced him to miss two games as a rookie. Irvin was the 11th player selected in the 1988 draft and third wide receiver chosen after Sterling Sharpe (Green Bay) and Tim Brown (Raiders). GAMES/STARTS: 1988 (14/10), 1989 (6/6), 1990 (12/7). Total - 32/23.

**COLLEGE:** Irvin holds Miami career records for catches (143), receiving yards (2,423) and touchdown receptions (26). His 11 touchdown catches in '86 also is a Hurricanes record. In Miami's 1987 national championship season, Michael caught touchdown passes of 26 and 73 yards in the fourth quarter to hand No. 2-ranked Florida State its only loss, and he caught the game-winning touchdown in the Orange Bowl win over Oklahoma to clinch the national title.

**PERSONAL:** A native of Fort Lauderdale, FL, Michael Jerome Irvin earned all-state honors at St. Thomas Aquinas High School. Also a fine basketball player, Irvin won several slam dunk contests in the Florida area while in college. Michael comes from a family of 17 children and grew up within three miles of fellow NFL stars Lorenzo White and the Blades brothers, Bennie and Brian. Irvin, who earned his degree in business management from Miami, appears in "Stay In School" posters sponsored by the Dallas All-Sports Association. He lives in Carrollton, TX.

## IRVIN'S COWBOYS TOTALS

Receiving					Rushing				
Year	No.	Yds.	Avg.	Long TD	Year	No.	Yds.	Avg.	Long TD
1988	32	654	20.4	61 5	1988	1	2	2.0	2 0
1989	26	378	14.5	65 2	1989	1	6	6.0	6 0
1990	20	413	20.7	61 5	Totals	2	8	4.0	6 0
Totals	78	1445	18.5	65 12					

## SINGLE-GAME CAREER HIGHS

Recpt. - 6, four times, last vs. SFO, 10/15/89  
 Yds. Rec. - 149 @ Wash., 12/18/88  
 Lg. Rcpt. - 65 @ Atl., 9/17/89  
 TD Rcpt. - 3 @ Wash., 12/11/88



## Jim Jeffcoat

DEFENSIVE END • ARIZONA STATE  
 HT: 6-5 • WT: 270 • BORN: 4/1/61  
 D-1 FOR '83 • 9th YEAR



**PRO:** Like a fine wine, Jim Jeffcoat continues to improve with age. As one of the senior members of the Cowboys, he has become a role model and leader for a new generation of players in the club's rebuilding process. A true sign of Jeffcoat's grittiness and determination came against the Saints (12/2) when, after suffering a compound fracture in his right hand early in the second half, he not only stayed in but also recorded two key tackles behind the line when the Saints moved into Cowboys' territory late in the game. Although limited the final three weeks of the season by the injury, Jeffcoat still finished second on the team in quarterback pressures with 28 and eighth in tackles, second among defensive linemen, with 65. He recorded the sixth double digit tackle game of his career with 10 stops against the Giants (9/30) and two weeks later forced a fumble at Phoenix (10/14) that led to a field goal. Jeffcoat almost has become as big a threat offensively as he is defensively. Entering the 1991 season, his four career touchdowns placed him fifth on the Cowboys' active touchdown list behind Michael Irvin (12 TDs), Emmitt Smith (11), Daryl Johnston (5) and Kelvin Martin (5). In the 1989 season finale against Green Bay (12/24), Jeffcoat tallied three sacks, the most by a Cowboys' player in a game since 1987. Versus Philadelphia (11/23) he had 12 tackles, his best since recording 13 against Washington in 1985. Jeffcoat scored his fourth career touchdown against the Redskins (9/24), rambling 77 yards with a fumble recovery. Jeffcoat set up three scores with his team-high 3 1/2 forced fumbles in 1988. In 1987 he returned Phil Simms' pass, that was tipped by Ed Jones, 26 yards for a touchdown. Jeffcoat led Dallas with a career-high 14 sacks in 1986. The Simms-to-Jones-to-Jeffcoat combination worked for the first time in 1985 when Jeffcoat went 65 yards with an interception. He recorded a single-game club-record five sacks against the Redskins at Washington in 1985. Jeffcoat's initial NFL touchdown came when he fell on a fumble in the end zone to send the game into overtime against New Orleans in 1984. One of the youthful Cowboys' elder statesmen, Jeffcoat has played (124) and started (104) more games for Dallas than any current Cowboys player. Jeffcoat is a native of New Jersey along with fellow defensive ends Daniel Stubbs and Tony Tolbert. **GAMES/STARTS:** 1983(16/0), 1984 (16/16), 1985 (16/16), 1986 (16/16), 1987 (12/12), 1988 (16/15), 1989 (16/16), 1990 (16/13). Total — 124/104.

**COLLEGE:** A three-year starter at Arizona State, Jeffcoat earned All-PAC 10 and honorable mention All-America honors after anchoring the 1982 Sun Devils' defense that led the nation. He was named outstanding defensive player in Arizona State's 1983 Fiesta Bowl victory over Oklahoma after recording 16 tackles, a forced fumble and a sack.

**PERSONAL:** From a family of six children, James Wilson Jeffcoat, Jr., is a Cliffwood, NJ, native who earned All-America honors at Matawan Regional High School. He also lettered in wrestling. In February Jeffcoat was awarded the New Jersey Sportswriters' Association Unsung Hero Award for his community service. Jeffcoat, who was the Cowboys' 1987 and 1990 Man of the Year nominee, works with Special Olympics, Make-A-Wish Foundation, the Leukemia Society, the Sickle Cell Anemia Foundation and the Boys Clubs.



JEFFCOAT, *Cont.*

Jeffcoat earned his bachelors degree in communications and in May, 1991 received his Masters' degree in Business Administration from Arizona State. Jim and wife Tammy have three children - Jaren (10/1/87) and twins Jackson and Jacqueline (12/26/90).

## JEFFCOAT'S COWBOYS TOTALS

Year	Tackles			Sacks	QB		Passes		For. Fum.
	Solo	Asst.	Tot.		Pres.	Def.			
1983	3	0	3	2	-	0	0	0	
1984	50	32	82	11½	-	2	1	1	
1985	50	27	77	12	-	1	1	1	
1986	46	19	65	14	-	2	1	1	
1987	30	14	44	5	-	3	1	1	
1988	52	28	80	6½	-	1	3½	1	
1989	65	35	100	11½	42	3	0	0	
1990	42	23	65	3½	28	2	1	1	
Totals	338	178	516	66	70	14	8½		

## Opponents' Fumbles Recovered

Year	Opponents' Fumbles Recovered				
	No.	Yds.	Avg.	Long	TD
1984	1	0	0.0	0	1
1985	2	0	0.0	0	0
1986	2	0	0.0	0	0
1987	2	8	4.0	8	0
1989	3	77	25.7	77	1
1990	3	28	28.0	28	0
Totals	11	113	10.3	77	2

## Interceptions

Year	Interceptions			
	No.	Yds.	Avg.	Long
1985	1	65	65.0	65
1987	1	26	26.0	26
Totals	2	91	45.5	65



## Daryl Johnston

FULLBACK • SYRACUSE  
HT: 6-2 • WT: 238 • BORN: 2/10/66  
D-2 FOR '89 • 3rd YEAR

48

**PRO:** Mr. December. That pretty well describes the time of year Daryl Johnston is at his best. Whether it comes from his chilly childhood in up-state New York may remain a mystery, but the fact remains that Johnston is at his best when old man winter approaches. Four of his five NFL touchdowns have come in December (2 in '89, 2 in '90), including the game-winning touchdown reception in the fourth quarter against the Saints (12/2) last season. For his career, Johnston has recorded 43 of his 77 carries and 122 of his 247 rushing yards in December. Against Phoenix (12/16) Johnston recorded his first rushing touchdown on a six-yard run in the fourth quarter. Also becoming somewhat of an iron man, Johnston played in all 16 games for the second straight season, seeing most of his action as the lone back in passing situations. Against San Diego (9/9) Johnston lined up at both fullback and running back. He hauled in a season-long 26-yard reception against San Francisco (11/11) on a late first half drive, which led to a field goal. Four of his 14 catches in 1990 went for a first down on third down. A valuable contributor on the Cowboys' kick coverage units the past two seasons, Johnston, who punted some in college and was a placekicker in high school, could be even more of a factor in 1991 after working with Cowboys Kicking Coach Steve Hoffman on his straight-on kicking style in an attempt to take over the team's kickoff duties. Since 1989 only Bill Bates (42 tackles) has recorded more special teams stops than Johnston's 22. "Daryl Johnston is versatile," said Cowboys Head Coach Jimmy Johnson. "He can do a lot of things well as a receiver, a blocker, a runner and is outstanding on special teams. He should be a quality player for the Cowboys for many years." Over the final six weeks of the 1989 season, Johnston gained 194 yards on 56 carries and caught a team-high three touchdown passes. In


*JOHNSTON, Cont.*

the season finale vs. Green Bay (12/24) he had his biggest day as a pro when he led the club in rushing with 60 yards and was successful in gaining a first down each of the three times he carried the ball on third down. A proven hard-nosed blocker, Johnston was often the lone back in passing situations and helped the Cowboys offensive line hold opponents to a club-record low 30 sacks. At Green Bay (10/8) Johnston became the first Cowboys rookie to start at fullback since Timmy Newsome in 1980. He recorded his first pro touchdown on a six-yard reception against Miami (11/19). A second round draft pick, Johnston was drafted higher than any Syracuse running back since Larry Csonka was taken in the first round by Miami in 1968. GAMES/STARTS: 1989 (16/10), 1990 (16/0). Total - 32/10.

**COLLEGE:** An All-America and All-East pick at Syracuse in 1988, Johnston rushed for 1,830 yards and caught 46 passes during his collegiate career. Against Boston College in 1988 the senior co-captain gained a career-high 138 yards rushing, the most by a Syracuse back since Larry Csonka rushed for 154 yards in 1967. The Orangemen won 21 games during Johnston's final two seasons.

**PERSONAL:** Daryl Peter Johnston was named Western New York player of the year in 1983 while playing for Lewiston-Porter High School in Youngstown, NY. Daryl graduated first in his class of 290 students with a 4.0 grade-point average. His sister JoAnn played goaltender for the University of Rochester soccer team, which won two national championships. He earned his degree in economics from Syracuse.

JOHNSTON'S COWBOYS TOTALS									
Rushing					SINGLE-GAME BESTS				
Year	No.	Yds.	Avg.	Long	TD				
1989	67	212	3.2	13	0	Rush Yards — 60 vs. GBay, 12/24/89			
1990	10	35	3.5	8	1	Rush Att. — 16 vs. GBay, 12/24/89			
Totals	77	247	3.2	13	1	Long Rush — 13 vs. Phil., 11/23/89			
					Recept. — 3, three times, last @ Wash., 9/23/90				
Receiving									
Year	No.	Yds.	Avg.	Long	TD	Yds. Rec. — 28 twice, last @ Wash., 9/23/90			
1989	16	133	8.3	28	3	Lg. Rcpt. — 28 @ KC, 10/22/89			
1990	14	148	10.6	26	1				
Totals	30	281	9.4	28	4				



## Jimmie Jones

DEFENSIVE LINEMAN • MIAMI  
HT: 6-4 • WT: 280 • BORN: 1/9/66  
D-3 FOR '90 • 2nd YEAR



**PRO:** Jimmie Jones matured quickly as a rookie last year, and turned out to be one of the true steals, as a third-round pick, in the 1990 NFL Draft. Possessing outstanding speed and athletic ability for a man of his size, Jones could develop into a solid player in Dallas for years to come. This past off-season, Jones was timed at 4.71 in the forty, while carrying close to 280 pounds on his 6'4" frame. His natural quickness and instincts have the Dallas coaches pondering a position switch for Jones in 1991 from defensive tackle to the end position. Jones started six games at tackle in '90 and was named to the All-Rookie Teams

J. JONES, *Cont.*

as selected by the U.P.I., The National, and the Pro Football Writers Association. He tied for the team lead in sacks as a first year player with 7.5, and finished the year sixth in sacks among NFL interior defensive linemen. He was also fourth among NFL rookies in sacks behind Aaron Wallace (L.A. Raiders), Renaldo Turnbull (Saints) and James Francis (Bengals). Jones registered 2.5 sacks vs. Tampa Bay (10/7), the most in one game by a Cowboy rookie lineman since Randy White in 1975. Jones earned his first NFL start at left tackle in Week 6 at Phoenix (10/14) and started at that position through Week 10. He recorded his single-game high tackle total with seven stops against Philadelphia (10/28) and finished the year ranked fifth in quarterback pressures with 14. Jones and teammate Tony Tolbert look to be two solid anchors on the Dallas defensive front for years to come. Including Jones, 11 Miami defensive linemen have been drafted in the first three rounds of the past nine NFL Drafts. GAMES/STARTS: 16/6.

**COLLEGE:** Jones was a key performer for three years on what was one of the best defensive lines in college football history. He was scheduled for stardom as a starter in his senior year, but missed spring drills prior to that campaign in order to take a job to support his family. When the 1989 Hurricane season began, Jones was listed as a back-up to Cortez Kennedy, the third player picked in the 1990 draft. Jones worked in a three-man rotation at defensive tackle for the '89 'Canes along with Kennedy and Russell Maryland, the first player selected in the 1991 draft by Dallas. That trio was the core of a Miami unit that led the nation in total defense en route to a Sugar Bowl victory and the national championship. Jones was also a solid contributor to the 1987 national championship team in Coral Gables. He collected 173 total tackles and 16.5 sacks in his four years as a Hurricane.

**PERSONAL:** Jones did not play football in his senior season at Okeechobee, FL, High School, because he had family obligations that forced him to hold down a full-time job. Jimmy Johnson offered the unknown talent a scholarship to Miami based on the performance he displayed on film as a junior. Jimmie majored in business at Miami. He has a daughter, Jimmeria.

JONES'S NFL TOTALS

Year	Tackles			Sacks	QB Press.	Passes Def.	For. Fum.
	Solo	Asst.	Tot.				
1990	34	26	60	7.5	14	3	2



**Keith Jones**

RUNNING BACK • NEBRASKA  
 HT: 5-10 • WT: 190 • BORN: 2/5/66  
 FA FOR '90 • 2nd YEAR



**PRO:** Hampered by injuries since his arrival as a Plan B free agent from the Browns, Keith Jones is a multi-talented running back looking for a chance to play. The Cowboys rated Jones as the top running back in Plan B following the 1989 season. A torn anterior cruciate ligament in the first week of 1990 training camp required surgery and put Jones on the shelf for the entire season. After a hard year of rehabilitation, Jones was felled again in an April mini-camp with a ruptured disk in his back that also required surgery. The Cowboys are hopeful



K. JONES, Cont.


that he will be able to return to full strength for the '91 season. A sixth-round draft choice (147th overall) of the Los Angeles Rams in 1988, Jones did not see any regular-season action as a rookie backing up Charles White, Greg Bell and Gaston Green. He spent the final 12 games on injured reserve with an ankle injury. He was left unprotected in the Plan B free agent market and became one of the most highly sought players available. Jones signed with Cleveland for the 1989 season, and started the first two regular-season games before moving behind Eric Metcalf and Kevin Mack. Against the Jets in his second start Keith had 104 yards rushing and receiving, scored on a nine-yard run, averaged 5.4 yards per carry (9 for 49) and caught three passes for 55 yards, including a 36-yard reception. During the year, he was one of the Browns' top special teams performers. He tied for second on the club with 21 special teams tackles and blocked a punt against Indianapolis that was recovered for a touchdown. Following the season Jones once again was left unprotected and signed with the Cowboys. GAMES/STARTS: 1988 (0/0-Rams), 1989 (16/2-Clev.), 1990 (IR). Total - 16/2.

**COLLEGE:** As a senior Jones was the Big Eight's second leading rusher behind Oklahoma State's Thurman Thomas. Jones rushed for 1,232 yards on 170 carries (7.2 average) and scored 13 touchdowns. He averaged 123 yards rushing per game, including six 100-yard games and two 200-yard games. In his final regular-season collegiate game Keith rushed for 248 yards against Colorado. He was named first-team All-Big Eight and honorable mention All-America (in both his junior and senior seasons). In his career he rushed for 2,488 yards on 398 carries (6.2 average) and scored 32 touchdowns. He returned a kickoff 98 yards for a touchdown his junior year. Keith also ran track at Nebraska.

**PERSONAL:** Omaha, NE, native Keith Jones, the youngest in a family of seven children, broke Hall of Famer Gale Sayers' single-season state high school rushing record by gaining 1,710 yards and scoring 18 touchdowns at Omaha Central High School. Keith, whose nickname is "End Zone," and wife Bobbi Jo have re-located to the Dallas area.

## JONES' NFL TOTALS

Year	Rushing					Year	Receiving				
	No.	Yds.	Avg.	Long	TD		No.	Yds.	Avg.	Long	TD
1989 (Clev.)	43	160	3.7	15	1	1989 (Clev.)	15	126	8.4	36	0
Year	Kickoff Returns										
Year	No.	Yds.	Avg.	Long	TD						
1989 (Clev.)	4	42	10.5	25	0						



## Babe Laufenberg

QUARTERBACK • INDIANA  
HT: 6-3 • WT: 214 • BORN: 12/5/59  
FA FOR '89 • 7th YEAR

15

**PRO:** Prior to entering the Philadelphia game (12/23) last year in the first quarter when Troy Aikman was injured, Babe Laufenberg had played one quarter and one series over the previous two seasons. In addition to the lack of playing time and the strain of the Cowboys' drive for postseason play, Laufenberg also was up against one of the league's toughest defenses in an Eagles' squad trying


**LAUFENBERG, Cont.**

to secure a playoff spot. The next week in his first starting assignment since Oct. 9, 1988 when he led San Diego against New Orleans, Laufenberg barely survived the constant pressure from the Falcons' defense in Atlanta (12/30). Despite a battered body, including a bruised left arm that required X-rays, he still threw a 27-yard touchdown strike while completing 10-of-24 passes. "Babe had a difficult day," said Cowboys Head Coach Jimmy Johnson. "He had some problems with the blitz. It's a shame all the load fell on his shoulders. It was difficult to expect him to go in and perform like we wanted with as little experience as he's had." In 1989 Laufenberg was signed to provide veteran stability and guidance while backing up a pair of rookie first-round draft choices. After playing briefly as a holder for field goals and extra points late in the season, Laufenberg found himself only a snap away from the pilot's chair when Steve Walsh was traded on Sept. 25, 1990. Laufenberg played briefly against San Francisco (11/11) when he took his first snap since Nov. 27, 1988 when he played for San Diego against the 49ers. Laufenberg also played the final quarter of the Cowboys' 41-10 win over Phoenix (12/16). A sixth-round draft pick by Washington in 1983, Laufenberg made the Redskins' roster as a rookie then spent 1984 on injured reserve with a strained shoulder. After his release by Washington prior to the '85 season, Laufenberg signed with San Diego where he stayed for two weeks. In November, 1985 he was vacationing in Mexico when the Redskins called seeking his services after Joe Theismann broke his leg on Monday Night Football. In 1986 Laufenberg spent five games with New Orleans where he played in his first NFL regular-season game. He was signed by Washington again for one game in 1987. Following a 1988 preseason performance when he led San Diego to three fourth-quarter touchdowns and a 24-21 win, Laufenberg started the first six games of the regular season for the Chargers. While suffering through 16 sacks, he completed 61-of-126 passes for 703 yards four touchdowns as a starter. GAMES/STARTS: 1983 (0/0-Wash.), 1984 (1R-Wash.), 1985 (0/0-S.D., Wash.), 1986 (1/0-N.O.), 1987 (0/0-Wash.), 1988 (8/6-S.D.), 1989 (3/0), 1990 (4/1). Total - 16/7 (Dallas-7/1).

**COLLEGE:** In two seasons at Indiana, Laufenberg set school records for passing yards in a season (2,482) and completions in a career (361), season (217) and game (34). Laufenberg transferred to Indiana after playing at Pierce Junior College in Los Angeles in 1980 and Stanford in 1978-79. At Stanford he played behind Steve Dils and John Elway.

**PERSONAL:** Born and raised in Canoga Park, CA, Brandon Hugh Laufenberg earned All-America honors at Crespi High School in Encino. He was dubbed Babe by his older brother Jeff, a Los Angeles attorney who serves as Babe's agent. Babe has a degree in business from Indiana, a real estate license in Virginia and an interest in journalism. He's written columns for the Washington Times, provided weekly offbeat segments the past two years for the syndicated "Cowboys Special Edition" television show, and was heard weekly on WBAP Radio last year. Babe and wife Joan were married in May, 1991.

LAUFENBERG'S NFL TOTALS									
Rushing									
Year	No.	Yds.	Avg.	Long	TD				
1988 (S.D.)	31	120	3.9	23	0				
1990	2	6	3.0	5	0				
<b>Totals</b>	<b>33</b>	<b>126</b>	<b>3.8</b>	<b>23</b>	<b>0</b>				
Passing									
Year	Att.	Comp.	Yards	Pct.	TD.	Int.	Long	Sks./Yards	Rating
1988 (S.D.)	144	69	778	47.9	4	5	47t	18/155	59.3
1990	67	24	279	35.8	1	6	27t	4/29	16.9
<b>Totals</b>	<b>211</b>	<b>93</b>	<b>1057</b>	<b>44.1</b>	<b>5</b>	<b>11</b>	<b>47t</b>	<b>22/184</b>	<b>45.9</b>



## Kelvin Martin

WIDE RECEIVER • BOSTON COLLEGE  
 HT: 5-9 • WT: 170 • BORN: 5/14/65  
 D-4 FOR '87 • 5th YEAR

 A blue five-pointed star with a white outline, containing the number 83 in white.
 

83

**PRO:** Despite a torn anterior cruciate ligament in his left knee that ended his 1989 season after 11 games and limited his offseason preparation for 1990, Kelvin Martin has been the Cowboys' top receiver over the past three seasons. Last year K-Mart caught a single-season career-high 64 passes, tying him for the third most in a season by a Cowboys' wide receiver, to lead the team in receptions for the second straight season and finish eighth among NFC wide receivers. Martin has caught 45-or-more passes each of the past three seasons, a feat accomplished by only Bob Hayes, Tony Hill and Drew Pearson among Cowboys' wide receivers. Dallas' leading active receivers with 164 career catches, Martin needs 47 receptions to tie Herschel Walker in 10th place on the Cowboys' all-time receiving list. Martin can also move past Timmy Newsome (212) and Ron Springs (222) into eighth spot in 1991. One of the club's leading clutch receivers, Martin caught a team-high 11 passes on third down that gave Dallas a first down in 1989 and was second with nine only to Jay Novacek's 11 last year. In the 1990 season opener against San Diego (9/9) in his first start since suffering the knee injury against Miami on Nov. 19, 1989, Martin made two big catches to finish with a season-high 78 receiving yards. He set up the Cowboys' first touchdown with a 19-yard catch to the Chargers' 25-yard line in the first quarter and had a 24-yard grab at San Diego's one that led to Troy Aikman's sneak for the winning score with 1:58 remaining. Over the season's final half when he caught 38 passes, Martin led or tied for the team lead in receiving in six of eight games. Against the Jets (11/4) he tied his single-game career-high with eight catches. Martin also returned five punts in 1990 to give him the 75 career punt returns necessary to qualify for the Cowboys' all-time punt return list with an 8.7 average placing him third behind Bob Hayes (11.1) and Butch Johnson (9.0). In 1989 Martin was 10th in the NFL in receptions and receiving yards at the time of the injury. Against the Giants (10/1) Martin caught a career-long 46-yarder to set up a field goal. Martin established himself as a top NFL wide receiver in 1988 when he caught a single-game career-high eight passes for 95 yards and two touchdowns in a Monday night game at New Orleans (10/3). Three weeks later he had another eight-catch game, this time for a career-high 97 yards in Philadelphia (10/23). As a rookie in 1987, Martin averaged 9.8 yards per punt return, the best by a Cowboy since James Jones' 10.1 average in 1980. He nearly broke a couple for touchdowns, including a career-long 38-yard effort against Minnesota (11/26). Due to injuries, Martin did not play until the ninth game of his rookie season. **GAMES/STARTS:** 1987 (7/0), 1988 (16/7), 1989 (11/11), 1990 (16/16). Total — 50/34.

**COLLEGE:** Martin finished among the nation's top 10 punt returners in each of his final three seasons at Boston College, including a 15.3-yard average his last two years. Martin also led the nation's receivers in yards per catch with a 19.6 average in 1985. He caught a school-record 10 touchdown passes in 1984. Martin also set Boston College career marks for receptions (133), receiving yards (2,377) and touchdown catches (28).

**PERSONAL:** Kelvin Brian Martin earned all-city and all-conference honors at Ribault High School in Jacksonville, FL. Kelvin and wife Lynn live in Coppell, TX, with their son Kelvin, Jr. (10/20/89). They also have two Akita dogs - Roscoe and Sheba. Kelvin majored in speech communications at Boston College.



MARTIN, Cont.

## MARTIN'S COWBOYS TOTALS

Year	Receiving			
	No.	Yds.	Avg.	Long TD
1987	5	103	20.6	33 0
1988	49	622	12.7	35t 3
1989	46	644	14.0	46 2
1990	64	732	11.4	45 0
Totals	164	2101	12.8	46 5

Year	Punt Returns			
	No.	FC	Yds.	Avg. Long TD
1987	22	2	216	9.8 38 0
1988	44	15	360	8.2 21 0
1989	4	5	32	8.0 12 0
1990	5	3	46	9.2 17 0
Totals	75	25	654	8.7 38 0

Year	Kickoff Returns			
	No.	Yds.	Avg.	Long TD
1987	12	237	19.8	38 0
1988	12	210	17.5	31 0
Totals	24	447	18.6	38 0

## SINGLE-GAME BESTS

Recepts. — 8 @ N.O., 10/3/88; @ Phil., 10/23/88; @ Jets, 11/4/90
Rec. Yards — 97 @ Phil., 10/23/88
Long Rec. — 46 vs. Ga., 10/1/89
TD Rec. — 2 @ N.O., 10/3/88
Long Punt Ret. — 38 vs. Minn., 11/26/87



## Nate Newton

GUARD • FLORIDA A&M  
HT: 6-3 • WT: 322 • BORN: 12/20/61  
FA FOR '86 • 6th YEAR




**PRO:** Nate Newton switched from left guard to right tackle early in training camp in 1990 and had a highly successful year. The momentum from his top performance carried over into the offseason when, for the first time in his career with the Cowboys, he stayed in Dallas and worked out twice a day in the team's strength and conditioning program. A starter in every game in 1990, Newton made a quick transition to his new spot and played well from the beginning, however he knew the real test would come in his matchups against Philadelphia's perennial All-Pro Reggie White. "He's the big dog, the top dog," said Newton. "I want to come with my best because I know he's coming with his best. It's the type of game you don't dread because if you do well against Reggie White and get his respect, everyone will know." In two meetings between the Cowboys and Eagles, White tallied three total tackles and no sacks. As Newton grew more familiar with his new location, the Cowboys' offense improved. In the four-game stretch before Troy Aikman was injured late in the season, Dallas averaged 339.3 yards and 27.3 points per game. Newton was named the Cowboys' Most Valuable Offensive Player by Pro Football Weekly and was the only Dallas offensive lineman to earn All-Pro votes from Associated Press. In addition, Newton, who finished 1990 with a team-high 39 straight starts, was named to the All-Madden Team for the second straight year. He also has started 56 of the past 57 Cowboys' games, including 42 at left guard from 1987-89. After signing with Dallas as a free agent in 1986, Newton served as a backup guard for a year before winning the starting left guard position the next season. He joined the Cowboys following two campaigns with the USFL's Tampa Bay Bandits. Newton originally signed with the Washington Redskins out of college as a free agent in 1983 but was released on the final cut. GAMES/STARTS: 1986 (11/0), 1987 (11/11), 1988 (15/15), 1989 (16/16), 1990 (16/16). Total — 69/58.

**COLLEGE:** Newton played on both the offensive and defensive lines while winning four letters at Florida A&M. He was a team captain as a senior when

## NEWTON, Cont.

he was named all-conference. One of Newton's teammates was Willie Harper, brother of Cowboys wide receiver Alvin Harper.

**PERSONAL:** Nathaniel Newton, Jr., was an all-around athlete at Jones High School in his native Orlando, FL, where he played football, basketball, wrestling and track (shot put). Nate's younger brother Tim is a defensive tackle for the Tampa Bay Buccaneers. Nate served as a spokesman for the 1989 GTE/Cowboys Food Drive and he enjoys teaching at youth football camps. He and wife Dorothy live in Coppell, TX, with their children, Jessica (12/9/83) and Nathaniel III (10/15/89).



## Danny Noonan

DEFENSIVE TACKLE • NEBRASKA  
HT: 6-4 • WT: 275 • BORN: 7/14/65  
D-1 FOR '87 • 5th YEAR



**PRO:** "Danny Noonan had as good a year as anybody in the defensive line," said Cowboys Coach Jimmy Johnson. "He is an outstanding run player, and he did a good job of rushing the passer. I believe that Danny's finally becoming the type of player that everyone expected him to be when he was drafted No. 1 a few years ago." One of the Cowboys most dedicated and hardworking individuals, Noonan spent the offseason in the Cowboys weight room and put together his best season ever, leading all defensive linemen, and finishing fourth on the team, with 85 tackles. That total surpassed his previous single-season high of 84 tackles in 1988. His nine tackles at Atlanta (12/30) were his highest single-game tackle total since October 30, 1988, when he had nine against Phoenix, and his two sacks at Tampa Bay (10/21) were his best since October 23, 1988, when he had three sacks against Philadelphia. Noonan earned a game ball from the coaching staff for his eight tackles and two passes defended vs. New Orleans (12/2). After missing most of the first 10 weeks of 1989 with a sprained groin suffered in training camp, Noonan showed his versatility against Miami (11/9) by playing every defensive line position in his first game back. With his return to the starting lineup the final four weeks of the season, came a dramatic improvement from the defense, holding opponents to 301.6 total yards, including 95.8 yards rushing and 205.8 passing. In 1988 Noonan led all defensive linemen in tackles and tied for the team lead in sacks despite injuries to his left knee and hip. Against Atlanta (9/25) he intercepted a tipped pass and returned it 17 yards for a touchdown and sacked Chris Miller in the endzone for a safety. After beginning his rookie season as a reserve defensive end, Noonan was moved to right tackle where he shared the position with Randy White the second half of the year. Noonan was the 12th player selected in the 1987 draft. GAMES/STARTS: 1987 (11/0), 1988 (16/16), 1989 (7/5), 1990 (16/15). Totals — 50/36.

**COLLEGE:** Noonan was a consensus All-America at nose tackle in 1986 after anchoring a Nebraska defense that ranked second in the nation, allowing just 235.5 yards per game and 2.4 yards per rush. Noonan had 53 tackles

NOONAN, *Cont.*

and a team-high seven sacks as a senior. In 1985 he earned honorable mention All-America and second-team All-Big Eight honors. Noonan weighed 220 pounds when he arrived at Nebraska but built himself up by spending long hours in the weightroom. He was lifting weights when the Cowboys drafted him.

**PERSONAL:** A native of Lincoln, Noonan was born six miles from the University of Nebraska campus. He led his Lincoln Northeast High School team to the state championships in 1982 while earning All-America honors. Noonan, who is working towards his degree in criminal justice from Nebraska, donates his time to the Make-A-Wish Foundation in Omaha. Danny and wife Penny live in Coppell, TX.

## NOONAN'S COWBOYS TOTALS

Year	Tackles			Sacks	QB		Passes	
	Solo	Ast.	Tot.		Press.	Def.	Saf.	
1987	19	8	27	1	-	0	0	1
1988	49	35	84	7½	-	0	1	1
1989	17	6	23	1	9	1	0	0
1990	52	33	85	4½	16	4	0	0
<b>Totals</b>	<b>137</b>	<b>82</b>	<b>219</b>	<b>14</b>	<b>25</b>	<b>5</b>	<b>1</b>	<b>1</b>

## Interceptions

Year	No.	Yds.	Avg.	Long	TD
1988	1	17	17.0	17½	1



## Ken Norton

LINEBACKER • UCLA  
HT: 6-2 • WT: 237 • BORN: 9/29/66  
D-2 FOR '88 • 4th YEAR

51

**PRO:** In 1990, only his second year as a starter, Ken Norton established himself as the Cowboys' big-play linebacker. He led the team in solo tackles, finished second in total tackles, topped all linebackers in sacks for the second straight year and tied for second on the club in both forced fumbles and fumbles recovered. All this despite missing most of the final two games after suffering torn cartilage and a sprained ligament in his right knee in the first quarter at Philadelphia (12/23). He underwent surgery on Dec. 28, 1990 and, after spending most of the offseason rehabilitating the knee at the team's practice facility, is expected to be ready for training camp. Norton started last season by tying for the team lead in tackles in two — vs. Giants (9/16) and at Washington (9/23) — of the first three games then recovered a fumble on the Dallas two-yard line in Phoenix (10/14). The next week he made a team-high 11 tackles, a sack and forced a fumble at the Buccaneers' 26-yard line to set up a field goal. In the Cowboys' 24-21 victory over the Rams (11/18), Norton forced and recovered a fumble at the Dallas six-yard line with the score tied in the fourth quarter. Dallas scored the winning field goal on the ensuing drive. In 1989 Norton played the equivalent of nine games, because he missed three games with an injured knee and played only the first and third quarters the last half of the season. He still finished sixth on the team in tackles with 87, which would project out to over 150 tackles if he played four quarters for 16 games. Norton had 12 tackles in his first NFL start in the season opener against New Orleans



NORTON, *Cont.*

(9/10) and two sacks the next week in Atlanta (9/17) before spraining his left knee against Washington (9/24). After returning to the lineup in Kansas City (10/22), Norton recorded a career-high 13 tackles the following game against Phoenix (10/29). Norton spent most of his rookie season on injured reserve after breaking a thumb in a preseason game. While playing in the final three games of 1988, Norton recovered a fumble and batted down a pass. GAMES/STARTS: 1988 (3/0), 1989 (13/13), 1990 (15/15). Total — 31/28.


**COLLEGE:** An All-America inside linebacker at UCLA, Norton led the Bruins in tackles each of his final two seasons. Norton, who was the only West Coast nominee for the Butkus Award in 1987, also broke up 18 passes in his Bruin career. He was drafted with the highest pick used on a UCLA linebacker since Jerry Robinson was taken in the first round by Philadelphia in 1979.

**PERSONAL:** Ken Norton, Jr., averaged 8.8 yards per carry as a senior tailback at Westchester High School in Los Angeles. He did not play football until his junior year. His father Ken, Sr., is the former heavyweight boxing champion and played football at Northeast Missouri State. Ken, Jr., majored in political science at UCLA. He contributes his time to the Big Brothers and to Entertainers and Athletes for kids in Los Angeles.

NORTON'S COWBOYS TOTALS									
Year	Tackles			Sacks	QB Press.	Passes		For. Fum.	
	Solo	Ast.	Tot.			Def.			
1988	0	0	0	0	-	1	0	0	
1989	56	31	87	2½	5	0	1		
1990	79	40	119	2½	4	1	3		
Totals	135	71	206	5	9	2	4		

Opponents' Fumbles Recovered						
Year	No.	Yds.	Avg.	Long	TD	
1990	2	0	0.0	0	0	
Totals	3	11	3.7	11	0	



## Jay Novacek

TIGHT END • WYOMING  
HT: 6-4 • WT: 230 • BORN: 10/24/62  
FA FOR '90 • 7th YEAR



**PRO:** The ritual is about the same following most practices. Jay Novacek runs from sideline to sideline fielding passes just as he nears the sideline. He doesn't look for the ball until the last second then immediately looks upfield after catching it. After a few dozen repetitions he heads for the locker room. This extra work during the week paid off on game day as Novacek led NFL tight ends in catches and was named first-team All-Pro by Football News, second-team All-NFC by UPI and third-team All-Pro by Associated Press in 1990. His 59 catches last year are the third most in a season by a Cowboys' tight end in team history. Nicknamed "Paycheck" by teammates because "when you throw it to him, you can take it to the bank. He doesn't drop anything," explained Cowboys fullback Tommie Agee. Novacek, who enters 1991 with a streak of 19 straight games with a reception, was the team's leading clutch receiver with 11 catches on third down that gave Dallas a first down or touchdown in 1990. With wide receivers Michael Irvin and Kelvin Martin coming off injuries and rookie running back Emmitt Smith learning the system, Novacek was the main cog in the Cowboys' offense early in the season when he led the team

NOVACEK, *Cont.*

in catches in five of the first eight games, despite missing most of the Giants game (9/16) and playing only in passing situations at Washington (9/23) due to a sprained shoulder. He returned to start the next week against the Giants at the Meadowlands and snared a single-game career-high tying nine passes, which was also the most catches by a Cowboys' tight end since Doug Cosbie had 11 receptions against Detroit on Sept. 15, 1985. In addition, Novacek scored his first touchdown with the Cowboys on his 100th NFL grab in that Giants game. Against Philadelphia he tallied 105 receiving yards, the most by a Dallas tight end since Cosbie had 111 against the Cardinals on Nov. 11, 1985. Novacek set up the winning field goal in the fourth quarter against Washington with a 41-yard grab, the longest by a Cowboys' tight end since Cosbie caught a 42-yarder in that same Cardinals game in 1985. Signed as a Plan B free agent from Phoenix in 1990, Novacek caught 81 passes for 1,048 yards and eight touchdowns with the Cardinals from 1987-89. His best season with the Cardinals came in 1988 when he grabbed 38 passes for 569 yards and four touchdowns. He led NFC tight ends with 26 catches after seven weeks before a hamstring injury limited him the rest of the year. In the season's third game against Tampa Bay (9/18), he caught five passes for 102 yards, including a career-long 42-yarder for a touchdown late in the fourth quarter to win the game. Two weeks later against the Rams (10/2), Novacek caught a career-high nine passes. He opened the 1987 season as the starting tight end and caught seven passes for 101 yards, the most by a Cardinals' tight end since 1974, against San Diego (9/20). However, a broken bone in his elbow in the sixth game forced him to miss five weeks. In 1986 he sat out the first six games of the year with a broken thumb and the final two games with a strained knee. A sixth-round draft pick by the Cardinals in 1985, Novacek played mainly on special teams as a rookie. GAMES/STARTS: 1985 (16/0-Card.), 1986 (8/0-Card.), 1987 (7/4-Card.), 1988 (16/1-Card.), 1989 (16/1-Card.), 1990 (16/15). Total — 79/21 (Dallas - 16/15).

**COLLEGE:** An All-America at Wyoming, Novacek averaged 22.5 yards per catch on 33 receptions as a senior in 1984. He finished his collegiate career with 83 catches for 1,536 yards and four touchdowns, including an 83-yarder.

**PERSONAL:** Jay McKinley Novacek was an all-state quarterback at Gothenburg, NE, High School where he was coached by his father Jerry. The University of Wyoming record holder in the decathlon and the pole vault, Novacek won the Western Athletic Conference championship in the decathlon in 1984. He also competed in the decathlon at the 1984 U.S. Olympic Trials. He and wife Yvette live on a 30-acre ranch in Denton, TX, with their yellow labrador dogs, Marlo and Teal. He also owns a ranch in North Platte, NE. Jay donates his time to help the Drug Abuse Resistance Education program and appeared on a "Stay in School" poster for the Dallas All Sports Association. His brother Jason, also an outstanding decathlete, was signed as a free agent tight end by Cincinnati in 1990 after playing at Fresno State.

## NOVACEK'S NFL TOTALS

Receiving					Rushing				
Year	No.	Yds.	Avg.	Long TD	Year	No.	Yds.	Avg.	Long TD
1985 (Card.)	1	4	4.0	4 0	1988 (Card.)	1	10	10.0	10 0
1986 (Card.)	1	2	2.0	2 0	Kickoff Returns				
1987 (Card.)	20	254	12.7	25 3	Year	No.	Yds. <td>Avg. <td>Long TD</td> </td>	Avg. <td>Long TD</td>	Long TD
1988 (Card.)	38	569	15.0	42t 4	1985 (Card.)	1	20	20.0	20 0
1989 (Card.)	23	225	9.8	30 1	Totals				
1990	59	657	11.1	41 4	142	1,711	12.1	42t 12	

## SINGLE-GAME BESTS

Recepta. — 9 @ Rams, 10/2/88; @ Gia., 9/20/90  
 Rec. Yards — 105 vs. Phil. 10/28/90  
 Long Rec. — 42t @ TBay, 9/18/88  
 TD Rec. — 1, 12 times, last @ Atl., 12/30/90



## Alfredo Roberts

TIGHT END • MIAMI  
HT: 6-3 • WT: 246 • BORN: 3/17/65  
FA FOR '91 • 4th YEAR



**PRO:** A key Plan B acquisition this past off season, Alfredo Roberts' presence on the Cowboys' roster gives the Dallas depth chart one of the NFL's most complete and versatile listings at the tight end position. Roberts, who is considered one of the league's finer blocking tight ends, has also shown consistent effectiveness as a receiver in his three complete seasons with the Kansas City Chiefs. He now joins such proven veterans as Jay Novacek and Robert Awalt in making the tight end position one of the Cowboys strong points heading into the 1991 season. A physical player who has also been very durable as a professional, Roberts played in all 48 regular season games with the Chiefs, since making the team as an eighth round draft choice in 1988. Last year he started 13 games and led all Kansas City tight ends in receptions with 11 catches for 119 yards, as the team earned an AFC wild card playoff berth. His reception and yardage totals for 1990 represented single season highs for Roberts, who also caught a career-long 37-yarder against Detroit (10/4). In 1989, Roberts made two starts and caught eight passes for 55 yards. He picked up his first, and only, career TD reception on a two-yard toss from Ron Jaworski (10/8) that provided the winning margin in a 20-16 win over Seattle. As a rookie in 1988, Roberts started the first seven games of the season and became the Chiefs lowest-round draft choice to start on opening day since 1967. Roberts caught nine passes for 90 yards through the first six games but was slowed by a mid-season shoulder injury that required arthroscopic surgery following the season. He finished his rookie campaign with 10 catches for 104 yards. **GAMES/STARTS:** 1988 (16/7-K.C.), 1989 (16/2-K.C.), 1990 (16/13). Total—48/22.

**COLLEGE:** Roberts played for Jimmy Johnson-coached teams at the University of Miami that compiled an overall record of 41-8 from 1984 to 1987. As a senior, he shared the starting tight end position, catching 13 passes for 137 yards, as the Hurricanes finished 12-0 and captured the 1987 national championship with a win over Oklahoma in the Orange Bowl. His career numbers included 29 receptions for 296 yards and four touchdowns. Roberts was also a red-shirt freshman on the 1983 Miami national championship squad.

**PERSONAL:** Alfredo Roberts was an all-city and second team all-state selection at South Plantation High School in Ft. Lauderdale, Florida. He led his football team to two straight city championships and was a second team all-state catcher/first baseman on the baseball team. He also led his team in hitting for two of his three high school baseball seasons. Roberts graduated from nearby Miami with a degree in criminal justice, and as a college student, he took an active role in the "Just Say No to Drugs" campaign with local elementary schools and civic groups. He enjoys fishing in his free time.

### ROBERTS' NFL TOTALS

Year	Receiving				
	No.	Yds.	Avg.	Long	TD
1988 (K.C.)	10	104	10.4	20	0
1989 (K.C.)	8	55	6.9	25	1
1990 (K.C.)	11	119	10.8	37	0
<b>Totals</b>	<b>29</b>	<b>278</b>	<b>9.6</b>	<b>27</b>	<b>1</b>





## Mike Saxon

PUNTER • SAN DIEGO STATE  
 HT: 6-3 • WT: 200 • BORN: 7/10/62  
 FA FOR '85 • 7th YEAR



**PRO:** Over the past two seasons Mike Saxon has clearly established himself as one of the top punters in the National Football League. He is one of only two punters (Miami's Reggie Roby) to finish in the league's top 10 in gross punting average, net punting average and punts inside the 20 in 1989 and 1990. Last season he finished fourth in the NFL in gross average with a single-season career-high 43.2 mark, which is the fourth highest in team history and the best since 1969 when Ron Widby averaged 43.3 yards per boot. Saxon also tied for fourth in the league in punts inside the 20 in 1990 with 20 to bring his NFL-high total over the past half dozen seasons to 131. He is the only player in the league to knock 19-or-more punts inside the opponents' 20 in each of the past six campaigns, including 1986 and 1987 when he led the league. The Cowboys' all-time leading punter with a 41.2 career average, Saxon needs to match his club season record of 28 punts inside the 20 in 1986 to tie Danny White's team career mark of 159. Of Saxon's 20 inside the 20s last season, eight pinned opponents inside their own 10-yard line, including the Tampa Bay game at Texas Stadium (10/7) when he cornered the Bucs twice inside the 10 to earn a coaches' game ball. Against the Giants (9/16), Saxon averaged 48.3 yards per punt, second only to his single-game career-high of 48.8 gross average against Washington (9/5) on opening day in 1985. When Dallas travelled to Tampa to play the Bucs (10/21) last year, Saxon netted 41.0 yards per boot, his highest net average since that Redskin game his rookie year. In the season finale in Atlanta (12/30), he knocked a 62-yard punt, the second longest of his career to his 63-yarder against the Cardinals (9/13) in 1987. Saxon finished the 1990 season with a string of 86 consecutive punts without a block, putting him 51 behind Widby's 137 straight from 1968-70, the third longest streak in team history. Saxon already owns the team's second longest streak with 190 boots without a block from 1986-89. He and White are the only punters in Cowboys' history with over 450 career boots. After signing with Dallas as a free agent in 1985, Saxon quickly showed he could handle pressure, despite his rookie status. His first NFL punt, against Washington (9/5) before a national Monday night television audience, sailed a season-long 57 yards. He wrapped up his best day as a pro with a 48.8 average, 43.3 net average and four punts inside the Redskins' 20. For his rookie season, Saxon averaged 41.9 yards per punt, highest ever by a Cowboys rookie. Later that season Saxon set a club playoff-record by averaging 46.9 yards on seven punts against the Rams (1/4/86). He set a Cowboys' record for punts in a season with 86 in 1986 to eclipse the old mark of 82 set by Danny White in 1984. An 11th-round draft choice by Detroit in 1984, Saxon was released on the final cut after averaging 43.5 yards per kick in preseason. GAMES/STARTS: 1985 (16/0), 1986 (16/0), 1987 (12/0), 1988 (16/0), 1989 (16/0), 1990 (16/0). Total—92/0.

**COLLEGE:** A walk-on at San Diego State, Saxon set school records for punting average in a game (54.8 vs. BYU in '83), season (45.5 in '83) and career (44.1). The honorable mention All-America also holds the record for the longest punt in Aztecs history with an 80-yarder against BYU in 1982. Saxon attributes much of his punting success to his collegiate coach, Gary Zauner. Mike attended Pasadena City College before transferring to San Diego State.

## SAXON, Cont.

**PERSONAL:** A native of Whittier, CA, Michael Eric Saxon starred in baseball and as a wide receiver, defensive back and punter at Arcadia High School. Mike, wife Sheri Jo and their daughter Erika Leigh (1/25/90) reside in Nellie Gale Ranch, CA, where Mike works in the real estate business. He also is an instructor with Ben Agajianian's youth kicking camps in Long Beach. Saxon majored in business management at San Diego State.

## SAXON'S COWBOYS TOTALS

Year	No.	Yds.	Punting		TB	In 20	Long	Blk.	Net
			Avg.						
1985	81	3396	41.9	10	20	57	1	35.5	
1986	86	3498	40.7	10	28	58	1	34.5	
1987	68	2685	39.5	5	20	63	0	34.2	
1988	80	3271	40.9	15	24	55	0	34.2	
1989	79	3233	40.9	6	19	56	2	34.3	
1990	79	3413	43.2	8	20	62	0	35.6	
Totals	473	19496	41.2	54	131	63	4	34.2	

## SINGLE-GAME CAREER HIGHS

Punts - 10 vs. Chic., 11/17/85  
 Gross Average - 48.8 vs. Wash., 9/9/85  
 Inside 20 - 4 twice, last vs. Pitt., 10/13/85  
 Long - 63 @ STL., 9/13/87  
 Net Average - 43.3 vs. Wash., 9/9/85


## Inside 20 Since 1985

	1985	1986	1987	1988	1989	1990	Total
1. Mike Saxon, Dallas	20	28	20	24	19	20	131
2. John Kidd, San Diego	33	14	20	13	15	14	109
3. Sean Landeta, N.Y. Giants	18	21	4	27	12	24	106
4. Dale Hatcher, L.A. Rams	32	26	19	13	15	0	105
5. Ralf Mojsienko, Washington	15	15	14	22	21	17	104

## NFL Inside 20 Leaders (1976-90)

1976 - John James, Atlanta (28)  
 1977 - Mike Bragg, Washington (29)  
 1978 - Glen Walker, L.A. Rams (26)  
 1979 - Bob Parsons, Chicago (26)  
 1980 - John James, Atlanta (25)  
 1981 - Bob Parsons, Chicago (31)  
 1982 - Dave Jennings, N.Y. Giants (16)  
 1983 - Dave Jennings, N.Y. Giants (29)  
 Jeff Hayes, Washington (29)

1984 - David Finzer, Chicago (26)  
 1985 - John Kidd, Buffalo (33)  
 1986 - MIKE SAXON, DALLAS (28)  
 1987 - MIKE SAXON, DALLAS (20)  
 John Kidd, San Diego (20)  
 1988 - John Teitachik, Phil. (28)  
 1989 - Bryan Wagner, Cleveland (32)  
 1990 - Sean Landeta, N.Y. Giants (24)  
 Rohn Stark, Indianapolis (24)



## Derrick Shepard

WIDE RECEIVER • OKLAHOMA

HT: 5-10 • WT: 181 • BORN: 1/22/64

FA FOR '90 • 4th YEAR



**PRO:** Derrick Shepard spent most of the 1990 season virtually invisible to the casual fan, but to the Cowboys' coaches and players, his role as a punt returner was critical. "A good special teams player might be able to give you some big plays," said Cowboys Head Coach Jimmy Johnson. "The biggest thing is, if you don't have one, you're not going to win." Since the game is all about field position, a lot of pressure is placed on the return man. Shepard understood hard work on special teams to be a ticket to a career in the NFL. "I take a lot of pride in it (punt returns) because it could be a turnaround in a game," said Shepard. "If you bobble a punt and they recover it, it could be a crucial play. On the other end, if you break one, it too could be a crucial play." This attitude has enabled Shepard to average 9.0 yards per punt return for his career (69 returns, 622 yards) and lead the Cowboys in punt return average and yardage the past two years. Originally released on the final cut of preseason last season, Shepard re-signed on September 6 then was placed on injured reserve with a hamstring

SHEPARD, Cont.

problem on September 8. After he was re-activated November 2, Shepard recorded a season-high five punt returns for 45 yards against the Jets (11/4) in his first game back. He returned punts the final eight games of the season, and when an injury forced Alexander Wright out of the Rams game (11/18), Shepard added the duties of kickoff returner. Following his release by New Orleans on October 3, 1989, Shepard was claimed by Dallas. He started his first NFL game at Kansas City (10/22) and remained with the first unit for eight-of-the-final-10 games. Against Phoenix (10/29) Shepard had his finest day as a receiver, grabbing four passes for 92 yards, including a career-long 37-yarder for his first career touchdown catch. Shepard joined the Saints in 1989 as a Plan B signee from Washington and opened the season with a 56-yard punt return for a touchdown against the Cowboys (9/10). In 1988 he was limited to five games with Washington due to a hip injury and a concussion that forced him onto injured reserve. Originally signed as a free agent by Washington in 1987, Shepard was released before the start of the regular season, re-signed by the Redskins following the second game and released again following the season's 11th week. He returned a punt 73 yards against St. Louis (10/4) as a rookie. Washington re-signed Shepard the following spring. GAMES/STARTS: 1987 (2/0-Wash.), 1988 (5/0-Wash.), 1989 (4/0-N.O.; 11/8-Dallas), 1990 (8/0). Total - 30/8 (Dallas-19/8).

**COLLEGE:** Shepard finished his collegiate career tied for second on Oklahoma's all-time receiving list with 70 catches. He caught a career-long 77-yard touchdown pass against Iowa State in 1985. Against a Jimmy Johnson coached Oklahoma State team in 1983, Shepard scored on a 73-yard grab in the fourth quarter with Oklahoma down 20-6 in a game the Sooners came back to win 21-20. His best season came as a sophomore when he caught 24 passes for 305 yards. In 1984-85 Shepard was a teammate of current Cowboys quarterback Troy Aikman.

**PERSONAL:** Derrick Lathell Shepard attended Odessa, TX, High School. He returned to the University of Oklahoma last spring to continue work on this communications degree. He also enjoys bowling. Derrick and wife Cheri have a daughter, Ashleigh (1/10/90).

SHEPARD'S NFL TOTALS

Rushing					Receiving							
Year	No.	Yds.	Avg.	Long	TD	Year	No.	Yds.	Avg.	Long	TD	
1989	3	12	4.0	12	0	1989 (N.O.)	2	36	18.0	23	0	
						1989	18	268	14.9	37	1	
						Totals	20	304	15.2	37	1	
Punt Returns					Kickoff Returns							
Year	No.	FC	Yds.	Avg.	Long	TD	Year	No.	Yds.	Avg.	Long	TD
1987 (Wash.)	6	0	146	24.3	73	0	1987 (Wash.)	1	20	20.0	20	0
1988 (Wash.)	12	2	104	8.7	23	0	1988 (Wash.)	16	329	20.6	44	0
1989 (N.O.)	7	1	91	13.0	56	1	1989 (N.O.)	8	135	16.9	24	0
1989	24	1	160	6.7	17	0	1989	19	394	20.7	32	0
1990	20	1	121	6.1	13	0	1990	4	75	18.8	22	0
Totals	69	5	622	9.0	73	1	Totals	48	953	19.9	44	0



Stan Smagala

SAFETY • NOTRE DAME  
HT: 5-10 • WT: 184 • BORN: 4/6/68  
D-5 FOR '90 • 2nd YEAR



**PRO:** After an injury shortened rookie year, everyone is looking for Stan Smagala to display his speed and aggressiveness fulltime in 1990. Even though he was in his first training camp, Smagala never really fit the role of timid rookie.



SMAGALA, *Cont.*

"You've got to go in there and think that no one's better than you," Smagala said. "You have to be loose out there and feel that you're the best." That attitude got him noticed by the coaching staff. "He has a cockiness about him," said Cowboys Head Coach Jimmy Johnson. "I like his style. He is competent, very sure of himself and has that outstanding speed." One of the fastest players on the club, Smagala recorded a 4.38 40-yard dash time and was consistently one of the first players down field on kickoff and punt coverage units in 1990. "He is the type of guy who could line up against somebody one-on-one and not be in awe," said Cowboys Defensive Backs Coach Dave Campo. "He will come up and hit you. We like his speed. We like his aggressiveness. But even beyond that, he's a very intelligent kid." One of Smagala's rookie highlights also became a lowlight. Covering the second half kickoff against the Redskins (9/24) he teamed with Bill Bates to tackle the return man, forcing a fumble that Ray Horton recovered on the Washington eight-yard line. That led to a field goal, but on the play Smagala suffered a broken arm and landed on injured reserve for the remainder of the season. In two-and-a-half games, he recorded two special teams tackles. He also saw action at strong safety in the first half against Washington. Smagala is the Cowboys' highest draft pick ever out of Notre Dame and was acquired after Dallas traded five choices that were acquired from five different teams - Minnesota, Detroit, Seattle, Indianapolis and San Francisco. GAMES/ STARTS: 1990 (3/0).

**COLLEGE:** Smagala, an honorable mention All-America pick in 1988 and '89, spent three years as a starter in Notre Dame's defensive backfield after switching from running back. For his career, he recorded 128 tackles, 13 passes defended and two interceptions while covering among others future NFL receivers Andre Rison, Brian Blades, Michael Irvin, Brett Perriman, Reggie Rember and Randall Hill. In 1988 he led the No. 1-ranked Irish against No. 2 Southern California and returned an interception 64 yards for a touchdown in Notre Dame's 27-10 victory. During his three seasons as a starter, Notre Dame went 31-5 and captured the national championship in 1988.

**PERSONAL:** Stanley Adam Smagala earned all-city honors as a tailback at St. Laurence High School in Burbank, IL. As a senior, he rushed for 900 yards on 140 carries, including a 300 yard, three touchdown performance in the playoffs. Stan also lettered in wrestling and track. He majored in business management at Notre Dame.

## SMAGALA'S COWBOYS TOTALS

Year	Solo	Ast.	Tot.	QB Press.
1990	0	2	2	1



## Emmitt Smith

RUNNING BACK • FLORIDA  
HT: 5-9 • WT: 203 • BORN: 5/15/69  
D-1 FOR '90 • 2nd YEAR



**PRO:** Before coming to the Cowboys, Emmitt Smith stood far above the crowd in both high school and college, setting national records and earning All-America accolades on both levels. In 1990 Smith didn't break stride in stepping into the Cowboys' lineup and through many opponent's defenses. "Emmitt Smith

E. SMITH, *Cont.*

is as talented a back as I've ever been around," said Cowboys Head Coach Jimmy Johnson. "He's got great leg strength that allows him to break tackles. He has tremendous running ability and is the type of back that puts you on the edge of your seat every time he touches the football." In 1990 Smith posted three-of-the-team's six longest plays from scrimmage. Despite missing training camp and preseason, Smith finished fifth in the NFC and 10th in the NFL with 937 rushing yards, also tops among rookies. He has more yards rushing in a Dallas uniform than any current Cowboys' player. In addition Smith rushed for 11 touchdowns to lead NFL rookies, place third in the NFC, fifth in the NFL and third highest total in club history. Against the Giants (9/16), after little more than a week with the club, he started his first NFL game. The following week Smith scored his first touchdown as a pro at Washington (9/23). The first running back taken in the first round by Dallas since Tony Dorsett in 1977, Smith's rookie campaign stirred up memories of Dorsett's career with the Cowboys. By averaging 106.3 yards rushing in the first 10 games in 1991, Smith will match Dorsett's feat by reaching the 2,000-yard rushing mark in his 26th NFL game, the fastest of any of the nine former Cowboys who reached that plateau. Smith needs 1,053 yards rushing in 1991 to catch Dan Reeves in 10th spot on the Cowboys' all-time rushing list. Smith also has a chance to pass Amos Marsh (2,065), Ron Springs (2,180) and Roger Staubach (2,264) to move into seventh place among rushers in team history in only his second season. A starter in 15-of-the-16 games he played, Smith's value to Cowboys was seen in the club's 5-0 record when he carried the ball 20-or-more times a game and undefeated mark in his three 100-yard rushing games, which is the second most by a Cowboys' rookie to the four by Duane Thomas in 1970. The club's leading rusher in 13-of-16 games, Smith gained a first down 18-of-24 times he carried the ball on third or fourth down. A vital part of the Cowboys' four-game victory march late in the season, Smith caught four passes for a career-high 117 yards, including a career-long 57-yarder, against the Rams (11/18) in game one of the streak. Four days later he scored on a career-long 48-yard scamper and averaged 5.7 yards per carry on his way to a career-high 132 yards rushing against Washington (11/22). Facing Phoenix (12/16) and fellow rookie rusher Johnny Johnson, Smith rushed for 103 yards and four touchdowns to tie the club record for rushing touchdowns in a game set by Calvin Hill vs. Buffalo in 1971 and total touchdowns in a game by Hill and three others. The first rookie halfback to start for the Cowboys since Ron Springs in the 1979 season opener, Smith was named NFL Offensive Rookie of the Year by AP, Football News, Pro Football Weekly and Pro Set Trading Cards and made the All-Rookie team of The National, Pro Football Writers Association, UPI, Football Digest, College & Pro Football Newsweekly, Football News, and Pro Football Weekly. In January, 1991 he became the first Cowboys player to participate in the Pro Bowl since Herschel Walker in 1988. GAMES/ STARTS: 1990 (16/15).

**COLLEGE:** An All-America and three-time All-Southeastern Conference selection at Florida, Smith established 58 school records in three seasons, including a career rushing mark of 3,928 yards. He surpassed the 1,000-yard rushing mark in his seventh game, earlier than any player in college football history. He also became the second freshman to finish in the top 10 in the Heisman Trophy balloting and earned Freshman of the Year honors from UPI and The Sporting News. In 1989 he set a school single-game rushing mark with 316 yards against New Mexico on his way to a school-record 1,599 yards rushing for the season. In three seasons he became the fifth leading all-time rusher in SEC history and rushed for over 100 yards in 24-of-the-30 games he started. Smith also led the Gators in receiving in two-of-his-three seasons.

E. SMITH, Cont.

**PERSONAL:** Emmitt J. Smith III was a consensus All-America running back and prep Player-of-the-Year by PARADE Magazine and USA TODAY as a senior at Escambia, FL, High School. He posted the third highest career rushing and scoring totals in national high school history with 8,804 yards and 106 touchdowns. He also averaged 7.8 yards per carry, ran for over 100 yards 45 times and recorded only six fumbles. In 1986 he represented the nation's prep football players at the White House as part of the "Just Say No" anti-drug campaign. Emmitt has three brothers - Erik, Emory and Emil - and two sisters - Marsha and Connie. Erik is a sophomore at Troy State, Emory is a senior running back at Escambia High School and Emil is involved in track. Emmitt majored in education at Florida.

## SMITH'S COWBOY TOTALS


Year	Rushing					Year	Receiving				
	No.	Yds.	Avg.	Long	TD		No.	Yds.	Avg.	Long	TD
1990	241	937	3.9	48t	11	1990	24	228	9.5	57	0

## SINGLE-GAME BESTS

Rush Yards - 132 vs. Wash., 11/22/90  
 Rush Att. - 24 vs. Phoe., 12/16/90  
 Rush Avg. - 5.7 vs. Wash., 11/22/90  
 Long Rush - 48t vs. Wash., 11/22/90  
 TDs Rush. - 4 vs. Phoe., 12/16/90  
 Rcpt. - 4 twice, last @Rams, 11/18/90  
 Yds. Rec. - 117 @Rams, 11/18/90  
 Lg. Rcpt. - 57 @Rams, 11/18/90

SMITH GAME-BY-GAME  
1990

	Rushing					Receiving				
	No.	Yds.	Avg.	Long	TD	No.	Yds.	Avg.	Long	TD
San Diego 9/9	2	2	1.0	1	0					
N.Y. Giants 9/16	6	11	1.8	5	0	2	12	6.0	8	0
@ Washington 9/23	17	63	3.7	15	1	2	12	6.0	9	0
@ N.Y. Giants 9/30	12	28	2.3	6	1	4	38	9.5	17	0
Tampa Bay 10/7	23	121	5.3	16	1	2	-9	-4.5	-3	0
@ Phoenix 10/14	12	48	4.0	14	0	1	8	8.0	8	0
@ Tampa Bay 10/21	16	48	3.0	11	0					
Philadelphia 10/28	14	52	3.7	15	1					
@ N.Y. Jets 11/4	15	55	3.7	22	0	2	3	1.5	6	0
San Francisco 11/11	6	40	6.7	23	0	1	-4	-4.0	-4	0
@ L.A. Rams 11/18	21	54	2.6	12	0	4	117	29.3	57	0
Washington 11/22	23	132	5.7	48t	2	2	5	2.5	4	0
New Orleans 12/2	20	85	4.2	17	1	1	3	3.0	3	0
Phoenix 12/16	24	103	4.3	11t	4	1	12	12.0	12	0
@ Philadelphia 12/23	14	61	4.4	24	0	1	26	26.0	26	0
@ Atlanta 12/30	16	34	2.1	13	0	1	5	5.0	5	0



## Vinson Smith

LINEBACKER • EAST CAROLINA  
 HT: 6-2 • WT: 230 • BORN: 7/3/65  
 FA FOR '90 • 3rd YEAR



**PRO:** In making the most of every opportunity in 1990, Vinson Smith surfaced as an invaluable special teams player, and a very capable substitute starter at weak side linebacker. While filling in for the injured Ken Norton, Smith earned his only starting assignment of the year in the season's final game at Atlanta (12/30). He responded with a team-high 11 tackles and also recovered a fumble vs. the Falcons. In the first 15 games of the season, Smith made his productive mark on the Dallas special teams by collecting 22 tackles on kick coverage situations — a total that was second only to Cowboys special teams captain Bill




V. SMITH, Cont.

Bates (23). An aggressive hitter who plays with great intensity, Smith earned a special teams game ball for his performance in the Cowboys' 17-13 win over the Saints. In his first Cowboys game Smith recovered a fumble on the opening kickoff of the second half vs. the Chargers (9/9). Smith joined the Cowboys as a Plan B signee from Pittsburgh in 1990. He missed the 1989 season with the Steelers because of a foot injury. Smith entered the NFL by making the Atlanta Falcons roster as a free agent in 1988. He moved on to Pittsburgh via the Plan B route after an injured elbow limited his playing time to three games with the Falcons in 1988. GAMES/STARTS: 1988 (3/0-Atl.), 1989 (IR-Pitt.), 1990 (16/1). Total — 19/1 (Dallas-16/1).

**COLLEGE:** A two-year starter at inside linebacker, Smith led East Carolina in tackles each of his last two seasons, including 118 as a senior. Smith, who spent his first two seasons as a defensive lineman, finished his collegiate career with 294 tackles, four interceptions and two fumble recoveries.

**PERSONAL:** Vinson Robert Smith earned all-state honors in both football and baseball at Statesville, NC, High School. He received his degree in communications at East Carolina. Vinson enjoys reading and working with mentally handicapped children in North Carolina. He has a daughter, Jayme (12/23/84).

SMITH'S NFL TOTALS									
Year	Solo	Tackles		Tot.	Sacks	QB Press.	Passes Def.	For. Fum.	
		Asst.							
1990	15	8	—	23	0	0	0	1	
Opponents' Fumbles Recovered									
Year	No.		Yds.	Avg.	Long	TD			
1990	2		0	0.0	0	0			



Jesse Solomon

LINEBACKER • FLORIDA STATE  
 HT: 6-0 • WT: 235 • BORN: 11/4/63  
 Trade, Min., '89 • 6th YEAR



**PRO:** After finishing the 1990 season with a surge, Jesse Solomon stayed in Dallas for most of the off-season. His hard work and commitment were rewarded in early April when he was named the starter at strongside linebacker. At his new position Solomon was impressive in the team's minicamp and quarterback schools in the spring. The last time Solomon played a complete season for the same team was with Minnesota in 1988 when he led the Vikings in solo tackles and just missed a Pro Bowl bid. In 1989 he was traded to Dallas in mid-season and last year sat out the first seven games due to a contract dispute. Solomon returned for the Philadelphia game (10/28) and played mostly in pass situations the rest of the 1990 campaign. Against Phoenix (12/16) he batted down two passes then the next week recorded four tackles, a sack — his first with Dallas — and a tackle for a loss at Philadelphia (12/23). In the season finale in Atlanta (12/30), Solomon forced a fumble on the Falcons' 42-yard line to set up a touch-down. Following the trade on Oct. 12, 1989 that brought him to Dallas as part of the Herschel Walker deal, Solomon split time with Ken Norton at weakside linebacker. His lone start as a Cowboy came at outside linebacker against Miami (11/19) when Dallas went to a 3-4 defense. The following week against Philadelphia (11/23), he recorded a season-high seven tackles. Solomon also stood

SOLOMON, *Cont.*

out on special teams in 1989 by forcing a fumble on a kickoff return against the Rams (12/3) to set up a Dallas touchdown. Solomon was playing well toward the end of 1988, until a knee injury in the final game against Chicago knocked him out of the playoffs and forced surgery in January. Against New Orleans (12/4) he recorded 10 tackles, a sack and returned an interception 78 yards for a touchdown. The next week against Green Bay Solomon tallied a career-high 17 tackles. Solomon earned the starting weakside linebacker job in training camp in 1987. The Vikings' 12th-round draft choice (318th player overall) in 1986, Solomon finished third on the team in tackles as a rookie, despite missing three games due to injury and starting only four others. He also led the Vikings in special teams tackles with 17. One of Solomon's 1986 starts came as a middle linebacker. GAMES/STARTS: 1986 (13/4-Minn.), 1987 (12/12-Minn.), 1988 (16/16-Minn.), 1989 (4/2-Minn.; 11/1-Dal.), 1990 (9/0). Total - 65/35 (Dallas-20/1).


**COLLEGE:** Solomon played two seasons as a walk-on at Florida State after transferring from North Madison, FL, Junior College where he did not play football. He finished his collegiate career with 99 tackles, an interception and recovered two fumbles. Against Tulane in 1984, Solomon blocked a punt and recovered it in the endzone for a touchdown.

**PERSONAL:** Jesse William Solomon attended Madison, FL, High School where he starred in both football and track. As a junior he was named the team's most valuable defensive lineman. In 1988 he was selected as the "Outstanding Citizen" in Madison where he started a scholarship program to benefit two student-athletes each year. In March, 1991, Solomon was one of five people to be presented Florida's Governor Leroy Collins Distinguished Community College Alumni Award for his impact on the local area, particularly his role in calming racial tensions in Madison County in the late 1980s. Jesse earned his degree in political science from Florida State. He is also working toward a graduate degree in counseling from Valdosta State.

SOLOMON'S NFL TOTALS										
Year	Tackles					Sacks	QB Press.	Passes		For. Fum.
	Solo	Asst.	Tot.					Def.		
1986 (Minn.)	70	28	96	0	-	1	1	1	1	
1987 (Minn.)	96	30	126	2	-	3	3	3	1	
1988 (Minn.)	96	28	124	2½	-	1	1	1	1	
1989 (Minn.)	6	2	8	0	-	0	0	0	0	
1989	28	15	43	0	1	0	1	1	1	
1990	10	3	13	1	1	2	2	2	2	
Totals	306	104	410	5½	2	7	7	7	8	

Year	Pass Interceptions					Opponents' Fumbles Recovered					
	No.	Yds.	Avg.	Long	TD	Year	No.	Yds.	Avg.	Long	TD
1986 (Minn.)	2	34	17.0	18	0	1986 (Minn.)	2	0	0.0	0	0
1987 (Minn.)	1	30	30.0	30	0	1987 (Minn.)	1	33	33.0	33	0
1988 (Minn.)	4	84	21.0	78t	1	1988 (Minn.)	2	3	1.5	3	0
Totals	7	148	21.1	78t	1	Totals	4	36	9.0	33	0



## Mark Stepnoski

CENTER • PITTSBURGH  
HT: 6-2 • WT: 271 • BORN: 1/20/67  
D-3A FOR '89 • 3rd YEAR

53

**PRO:** Productivity and consistency best describe Mark Stepnoski's first full season as the Dallas Cowboys starting center last year. Stepnoski has now started at center, and played well, in the last 20 Dallas games — the longest current starting streak (at one position) by any Cowboy offensive lineman. An intelligent and physically tough competitor with an abundance of natural football instincts,

STEPNOSKI, *Cont.*

Stepnoski figures to be the cornerstone of stability along the Dallas front for years to come. He has the type of ability that has quickly earned him the respect of his opponents around the NFL, and his quiet leadership qualities have established him as a capable focal point on the Cowboy offensive line. Following a stellar performance in the second Phoenix game of '90, Jimmy Johnson said, "Stepnoski was as dominating as I've seen any offensive lineman play in a long time." He continually graded out as one of the Cowboys' most consistent performers throughout all of 1990. Stepnoski finished his rookie season in 1989 by starting the final four games at center and grading out as the team's best offensive lineman during that stretch. He was the first rookie to start at center for Dallas since Robert Shaw in 1979. GAMES/STARTS: 1989 (16/4), 1990 (16/16). Total — (32/20).

**COLLEGE:** Stepnoski became a starting guard for Pitt in the third game of his freshman year. As a sophomore in 1986 he earned third-team All-America honors and made the Football News Sophomore All-America team. He was slowed by an ankle injury in '87 that forced him to miss his only college game, but he rebounded to win first-team All-America honors in '88. He also was named an Outland Trophy finalist and Lombardi Award semifinalist that year. Stepnoski was a two-time Academic All-America and in '88 was one of 11 National Football Foundation and Hall of Fame scholar-athletes.

**PERSONAL:** Mark Matthew Stepnoski attended Cathedral Prep High School in his native Erie, PA, where he was a star football player and member of the National Honor Society. In 1984 Mark was named a high school football All-America by USA Today and Parade Magazine. His father Marty was a teammate of Hall of Fame receiver Fred Biletnikoff on the 1960 Erie Tech High School team. In the offseason Mark took six hours at Pittsburgh toward his degree in communications. In 1989 he also competed in an NFL arm-wrestling competition.



## Cliff Stoudt

QUARTERBACK • YOUNGSTOWN STATE  
HT: 6-4 • WT: 222 • BORN: 3/27/55  
FA FOR '90 • 12th YEAR



**PRO:** Last year's injury to Troy Aikman in Week 15 brought Cliff Stoudt to Dallas as an emergency back-up quarterback in the season's final game at Atlanta. A veteran performer of four previous pro organizations, Stoudt will be in competition for the Cowboys' No. 2 spot in 1991, along with Babe Laufenberg and rookie Bill Musgrave (who was ten years old when Stoudt was selected by the Pittsburgh Steelers in the fifth round of the 1977 draft). Stoudt had been away from football for almost the entire 1990 season after being released by Miami in training camp. The only member of the Cowboys organization who was in uniform when Dallas played in its last Super Bowl, Stoudt was the No. 3 quarterback with the Pittsburgh Steelers when they defeated Dallas in Super Bowl XIII following the '78 season. As a member of the Steelers (1977-83) Stoudt collected two Super Bowl rings ('78 and '79), and spent the first 56 games of his career as an active roster member who did not appear in a game (an NFL record). He earned his first NFL start in 1980 against Cleveland (10/20), but did not take over the Steelers full-time starting job until the 1983 season. Stoudt led Pittsburgh to a 10-6 record and the 1983 AFC Central Division crown in his only complete season as an NFL starter. He spent the 1984 and '85 seasons



## STOUDT, Cont.

with the USFL's Birmingham Stallions, leading the team to division championships in both years. He registered the USFL's No. 2 overall QB rating in each of his two seasons in the league. He also led the Stallions to a two-year record of 27-9, while throwing for 6,479 yards and 60 touchdown passes in '84 and '85. After the USFL suspended operations in 1986, Stoudt was re-signed by Pittsburgh and then traded to the Cardinals where he played from 1986 to 1988. Stoudt served mostly as a back-up to Neil Lomax and a holder on placements with St. Louis and Phoenix — registering two starting assignments each in 1986 and 1988. Ironically Stoudt was on the throwing end of career long receptions by current Cowboys' tight ends Jay Novacek and Rob Awalt. During the '88 season, Stoudt hooked up with Awalt for a 52-yard TD toss in a loss at Houston (11/20), and connected with Novacek for a game-winning 42-yarder to defeat Tampa Bay in Week 3. After being released by Phoenix in March of '89, Stoudt signed with the Dolphins and spent the entire season in Miami. He was a member of the Dolphins' active roster for only seven games, appearing in three of those as a holder. After being released by Miami in 1990 training camp, Stoudt was signed by Dallas on 12/24/90. GAMES STARTS: 1977 (0/0-Pit.), 1978 (0/0-Pit.), 1979 (0/0-Pit.), 1980(6/1-Pit.), 1981 (2/0-Pit.), 1982 (6/0-Pit.), 1983 (16/16-Pit.), 1986 (5/2-Card.), 1987 (12/0-Card.), 1988 (16/2-Card.), 1989 (3/0-Mia.), 1990 (0/0). Total — (66/21). (Dallas-0/0).

**COLLEGE:** A four-year starter at Youngstown State, Stoudt completed 303 of his 637 passing attempts for 4,387 yards and 16 touchdowns. He completed his career as the school's No. 2 all-time leader in passing yardage and total offense (5,469). As a senior, he started all 10 games and threw for 1,259 yards and five touchdowns while also rushing for 307 yards and seven TDs. As a junior he threw for 1,022 yards and ran for another 406. He led the Penguins into the NCAA Division II playoffs as a sophomore after an 8-1 regular season record. YSU was eliminated that year by Delaware.

**PERSONAL:** Clifford Lewis Stoudt graduated from Oberlin High School in his hometown of Oberlin, Ohio. A four-year football letterman at Oberlin, he was also one of the state's top prep golfers. An active participant in several charitable pursuits throughout his career, he was named the Birmingham Stallions "Man of the Year" by the Birmingham Jaycees. Cliff and his wife Laura reside in Tempe, Arizona, with their daughter Cydnei Leigh (8/7/86) and son Zackary Isaac (1/10/90).

## STOUDT'S PRO TOTALS

Year	Att.	Comp.	Yards	Pct.	TD	Int.	Long	Sks./Yards	Rtg.
1977 (Pitt.)	0	0	0	0.0	0	0	0	0/0	0.0
1978 (Pitt.)	0	0	0	0.0	0	0	0	0/0	0.0
1979 (Pitt.)	0	0	0	0.0	0	0	0	0/0	0.0
1980 (Pitt.)	60	32	493	53.3	2	2	72	4/19	78.0
1981 (Pitt.)	3	1	17	33.3	0	0	17	0/8	58.4
1982 (Pitt.)	35	14	154	40.0	0	5	24	1/8	14.1
1983 (Pitt.)	381	197	2,553	51.7	12	21	521	51/339	61.5
1984 (Birm.)*	366	212	3,121	57.9	26	7	NA	NA	101.6
1985 (Birm.)*	444	266	3,358	59.9	34	19	NA	NA	91.2
1986 (St. Louis)	91	52	542	57.1	3	7	241	7/43	53.4
1987 (St. Louis)	1	0	0	0.0	0	0	0	0/0	39.6
1988 (Phoenix)	113	63	747	55.8	6	8	521	13/85	64.3
1989 (Miami)	0	0	0	0.0	0	0	0	0/0	0.0
1990	0	0	0	0.0	0	0	0	0/0	0.0
NFL Totals	684	359	4,506	52.5	23	43	72	76/494	58.3
*USFL Totals	810	478	6,479	59.0	60	26	NA	NA	95.9

Additional NFL Career Stats: Rushing — 122 att. for 661 yards, 5.4 avg., 23-long, and 4 TDs.

## SINGLE-GAME BESTS

Att. — 43 @ Phila., 11/27/88  
 Comp. — 24 @ Phila., 11/27/88  
 Yards — 310 @ Clev., 10/28/80  
 TDs — 3 @ Houston, 11/20/88  
 Ints. — 4 @ Phila., 11/27/88  
 4 @ Detroit, 11/24/83  
 Rush Yds. — 55 vs. Tampa Bay 10/30/83  
 Long Rush — 21 vs. Tampa Bay 10/30/83



## Daniel Stubbs

DEFENSIVE END • MIAMI  
HT: 6-4 • WT: 264 • BORN: 1/3/65  
TRADE, S.F., '90 • 4th YEAR




**PRO:** "Danny Stubbs brings big-play capabilities to the defensive line," says Cowboys Defensive Coordinator Dave Wannstedt. "He has the athletic ability of a linebacker who plays in a defensive end's body." After coming to Dallas in a trade with San Francisco, Stubbs was charged with the responsibility of boosting the Cowboys' pass-rushing pressure, and he made an immediate impact as a solid performer in 1990. He started 15 games at left end and tied for the team lead in sacks (7.5) with Jimmie Jones, led the team in quarterback pressures (30) and the defensive line in passes broken up (6). He put together a mid-season streak by recording one sack in four straight games, and registered six sacks in the season's final ten games. Stubbs had a season-high seven tackles in the final game at Atlanta (12/30) and also recorded a sack and four stops for lost yardage in that game. He suffered a bruised shoulder vs. the Eagles (10/28) and missed his only starting assignment the following week against the Jets. He was originally drafted in the second round by the 49ers in 1988. Used mostly as a designated pass rusher in San Francisco, he compiled 10.5 sacks and earned a pair of Super Bowl rings in 1988 and '89. In the 49ers' Super Bowl XXIV victory over Denver, he had two sacks and returned a fumble recovery to the one-yard line late in the game to set up a touchdown. Stubbs had an impressive post-season showing in the 49ers' march to the Super Bowl XXIII title, recording two sacks, a fumble recovery and a deflected pass in three playoff games. GAMES/STARTS: 1988 (16/1-S.F.), 1989 (16/0-S.F.), 1990 (16/15). Total - 48/16 (Dallas-16/15).

**COLLEGE:** An All-America selection as a senior, Stubbs is the Hurricanes' career sack leader with 39.5 sacks, including 9.5 his senior year. He was coached at Miami by current Cowboys defensive line coach Butch Davis. As a junior he played along side Jerome Brown, currently with the Eagles, and had single-season high totals for sacks (17) and tackles (97). Stubbs earned second team All-America honors that year. Although he did not become a starter until midway through his sophomore year, he still lead the team in sacks with 12. Stubbs played in only two losing games in two-and-a-half years as a collegiate starter. He played linebacker as a freshman.

**PERSONAL:** Daniel Stubbs was born in Red Bank, NJ, and played football and basketball for Red Bank Regional High School, where he was a three-year starter in football and athlete-of-the-year as a senior. He also led the basketball team to a state championship his junior year. Daniel earned his degree in criminal justice from Miami. He is joined on the Dallas defensive line by college teammates Russell Maryland, Jimmie Jones and Willie Broughton. He works with Camp Sunburst, a foundation for children with AIDS, in the off-season.

STUBBS' NFL TOTALS

Year	Tackles			Sacks	QB Press.	Passes Def.	For. Fum.
	Solo	Ast.	Tot.				
1988 (S.F.)	20	5	25	6	-	1	1
1989 (S.F.)	12	1	13	4½	-	2	1
1990	29	30	59	7½	30	6	2
Totals	61	36	97	18	30	9	4



## Tony Tolbert

DEFENSIVE END • TEXAS-EL PASO  
HT: 6-6 • WT: 270 • BORN: 12/29/67  
D-4 FOR '89 • 3rd YEAR

92

**PRO:** A diamond in the rough, Tony Tolbert is expected to blossom into a dominating NFL defensive end for many years to come. This season will be a landmark year for the third-year man who was moved into the starting spot at left end prior to the start of training camp. Tolbert has added tremendous size and strength to his large frame since coming to the Cowboys as a 230-pound linebacker out of UTEP. He continues to fulfill his physical projections, without losing any of his speed and quickness. "Tony Tolbert is probably the most underrated player on our defense," says Defensive Coordinator Dave Wannstedt. "He is also our most complete defensive end, with the ability to play the run and the pass with equal effectiveness." Tolbert played at both end positions in '90 and also at tackle in nickel pass rushing downs. As a starter the last three games of the season, he collected 18 tackles, eight QB pressures, one sack and one forced fumble. Tolbert finished the year ranked third in sacks with 6.0 behind Dan Stubbs and Jimmie Jones who tied for the lead with 7.5. He also finished third on the squad in quarterback pressures with 24. In 1989, he made his NFL starting debut against the defending Super Bowl Champion San Francisco 49ers (10/15), making the first start by a Cowboy rookie defensive end since Randy White in 1975. The following week in Kansas City, he had his best career outing with 10 tackles, a pass defended and a forced fumble. Drafted in the fourth round, Tolbert is the highest NFL draft pick from Texas-El Paso since Fred Carr was selected in the first round by Green Bay in 1968. GAMES/STARTS: 1989 (16/5), 1990 (16/4). Total — (32/9).

**COLLEGE:** A team captain his senior year, Tolbert led Texas-El Paso to a 10-2 record, their best since 1931, and their first bowl appearance since 1967. He earned All-Western Athletic Conference and honorable mention All-America honors after leading the Miners in sacks with 11 and tackles for a loss with 15 in 1988.

**PERSONAL:** Tony Lewis Tolbert earned all-conference recognition at Dwight Morrow High School in Englewood, NJ, where he grew up a big fan of the New York Giants. He joins two other Cowboy defensive ends, Daniel Stubbs and Jim Jeffcoat, as natives of the Garden State. Tolbert returned to UTEP last spring to earn his degree in criminal justice.

### TOLBERT'S COWBOYS TOTALS

Year	Tackles			Sacks	QB Press.	Passes Def.	For. Fum.
	Solo	Asst.	Tot.				
1989	33	19	52	2	18	6	1
1990	30	25	55	6	24	3	1
<b>Totals</b>	<b>63</b>	<b>44</b>	<b>107</b>	<b>8</b>	<b>42</b>	<b>9</b>	<b>2</b>



## Mark Tuinei

TACKLE • HAWAII  
HT: 6-5 • WT: 293 • BORN: 3/31/60  
FA FOR '83 • 9th YEAR

71

**PRO:** Entering 1990 Mark Tuinei was the only Dallas offensive lineman to start an entire campaign at his current position and proved to be the one constant in last season's ever evolving offensive line. During a year that saw a number of players




TUINEI, *Cont.*

juggled around on the line, Tuinei provided the Cowboys offense a solid foundation at left tackle. Tuinei started all 13 of the games he played in 1990, missing three games with a sprained right knee suffered in the Jets game (11/4). He returned to action against the Saints (12/2) and helped hold a tough New Orleans' defense to two sacks. After being slowed with an injured left knee in 1987 and 1988, Tuinei started all 16 games in 1989. Working mostly against All-Pro Lawrence Taylor, Tuinei earned player of the game honors after Dallas held the Giants (10/1) without a sack. He originally injured his knee in the 1987 Thanksgiving Day game against Minnesota and missed the rest of the year. He re-injured the knee after five games in 1988 and again sat out the remaining games. It took a few years before Tuinei settled at the left tackle position. He made the club in 1983 as a free agent defensive tackle where he played for two years. After moving to the offensive line in 1985, he backed up Tom Rafferty at center. In 1986 Tuinei worked at all three offensive line positions in training camp until injuries in the defensive line forced him to split practice time between offensive and defensive tackle. Against Denver in 1986 he led the Cowboys defensive linemen with six tackles while playing for injured Randy White. The next week against Washington he became the starting left offensive tackle. **GAMES/STARTS:** 1983 (10/0), 1984 (16/0), 1985 (16/0), 1986 (16/11), 1987 (8/8), 1988 (5/4), 1989 (16/16), 1990 (13/13). Total — 100/52.

**COLLEGE:** Tuinei played his first two collegiate seasons at UCLA where he started at defensive tackle as a sophomore, finishing fifth on the team in tackles. He transferred to Hawaii but was bothered by injuries his senior year and played in only seven games.

**PERSONAL:** Mark Pulemau Tuinei (TOO-ee-nay) was born in Oceanside, CA, and raised in Honolulu, where he starred at Punahou High School. He was Hawaii prep lineman of the year as a senior, a state shot put champion and an all-star basketball player. His brother Tom was an All-Western Athletic Conference defensive tackle at Hawaii and played for the Detroit Lions and the Canadian Football League's Edmonton Eskimos. Mark and wife Ponolani live in Carrollton, TX with their Rottweiler, Shaku Zulu, and Lhasa apso, Lil' Mama.



## Alan Veingrad

OFFENSIVE TACKLE • EAST TEXAS STATE  
HT: 6-5 • WT: 277 • BORN: 7/24/63  
FA FOR '91 • 5th YEAR



**PRO:** Alan Veingrad's presence on the Cowboys roster brings NFL starting experience to the Dallas offensive line while adding quality depth at the tackle position. Veingrad, who will compete for the right tackle position this fall, was one of four Plan B signings by the Cowboys in 1991 — the only Plan B signee on the offensive line. Veingrad started four games at offensive tackle for Green Bay last year. In 1989, he started the entire 16 game schedule at right tackle — playing ahead of highly regarded rookie, Tony Mandarich, who was widely considered to be the top line prospect to come out of the college ranks since Anthony Munoz. The 1989 season was a success in more ways than one for Veingrad, as he returned to action after a career-threatening hip injury, and surgery, forced him to miss the entire 1988 season. The nature of the surgery required very extensive rehabilitation to

VEINGRAD, *Cont.*

enable him to return to 100% health. Veingrad earned a roster spot with the Packers as a free agent in 1986 and proceeded to win the starting right tackle job in camp. He started all 16 games as a rookie and played in 11-of-12 games — with two starts — in 1987. Veingrad had tryouts with both Tampa Bay, with whom he signed after the 1985 NFL draft, and Houston prior to making the Packer roster in 1986. GAMES/STARTS: 1986 (16/16-G.B.), 1987 (11/2-G.B.), 1988 (I.R.-G.B.), 1989 (16/16-G.B.), 1990 (16/4-G.B.). Total — (59/38).

**COLLEGE:** Veingrad was a two-time All-Lone Star Conference selection at East Texas State. A four-year letterman, he was also the team captain as a junior and senior. Following his senior season, he was named to the Kodak All-America team, as well as earning National Strength and Conditioning All-America honors. Veingrad was also a member of the East Texas track team (discus) for three years.

**PERSONAL:** Born in Brooklyn, New York, Alan Stuart Veingrad graduated from Sunset High School in Miami, FL. He earned a degree in health and physical education at East Texas State University. His interests include fishing, reading, bike riding and racquetball. He resides in Miami.



## James Washington

SAFETY • UCLA  
HT: 6-1 • WT: 195 • BORN: 1/10/65  
FA FOR '90 • 4th YEAR



**PRO:** James Washington and the Dallas Cowboys proved a perfect match last year. The 1990 Plan B signee moved from a part-time role player with the Rams into the Dallas defensive backfield, earning his first NFL start in the season opener against San Diego (9/9). "James Washington came on strong, and he's got the ability to play either safety position," said Cowboys Head Coach Jimmy Johnson. "He's a big-play individual who came up with some key interceptions and big hits in 1990." A starter in 10-of-the-15 games he played in 1990, including the final seven at strong safety, Washington led the Cowboys in forced fumbles and tied for the team lead in interceptions. His 70 tackles led Dallas defensive backs and was more than twice the 31 tackles he had recorded in his two previous NFL seasons. Washington's three interceptions and two recovered fumbles led to four Dallas touchdowns and a field goal. In the final four games of 1990 he forced three fumbles and recovered two. Washington had the best game of his career against Phoenix (12/16) when he was involved in three turnovers — two interceptions and a fumble that he forced and recovered — that led to three touchdowns, earning him NFC Defensive Player of the Week Honors. He had a career-high nine tackles against San Francisco (11/11) and closed out the season with an eight-tackle performance at Atlanta (12/30). Washington's first interception with Dallas came against Washington (11/22). A true team player he recorded four special team tackles with Cowboys' coverage units. With the Rams in 1989 Washington played behind Vince Newsome at free safety before suffering a thigh injury that forced him to miss

WASHINGTON, *Cont.*

the final half of the year. Drafted in the fifth round by the Rams in 1988, Washington finished second on the team in special teams tackles as a rookie and recorded his first NFL interception, against Seattle (10/23). GAMES/STARTS: 1988 (16/0-Rams), 1989 (8/0-Rams), 1990 (15/10). Total — 39/10 (Dallas-15/10).


**COLLEGE:** A four-year starter at UCLA, Washington led the Bruins in tackles his first two years. He also led the team in interceptions his freshman year. Washington earned honorable mention All-America honors as a freshman and was a second-team All-America his sophomore year. His UCLA teammates included current Cowboys Troy Aikman and Ken Norton.

**PERSONAL:** James McArthur Washington earned All-America honors at Jordan High School in Los Angeles, CA, where he caught 31 touchdown passes and had 12 interceptions. He also set a city record with a 95-yard interception return. He organized a student outreach program in Los Angeles to motivate youngsters to stay in school and away from drugs. Washington, who earned his degree in history from UCLA, owns Summation Financial in Los Angeles. He and wife Dana have a daughter, Shanel (8/14/84) and a son Richard (3/15/91).

## WASHINGTON'S NFL TOTALS

Year	Tackles			Sacks	QB Press.	Passes Def.	For. Fum.
	Solo	Ast.	Tot.				
1988 (Rams)	14	3	17	0	-	1	0
1989 (Rams)	12	2	14	0	-	0	0
1990	43	27	70	0	2	5	5
Totals	69	32	101	0	2	6	5

Pass Interceptions					Opponents' Fumbles Recovered				
Year	No.	Yds.	Avg.	Long TD	Year	No.	Yds.	Avg.	Long TD
1988 (Rams)	1	7	7.0	7 0	1990	2	0	0.0	0 0
1990	3	24	8.0	13 0					
Totals	4	31	7.8	13 0					



## Robert Williams

CORNERBACK • BAYLOR  
HT: 5-10 • WT: 186 • BORN: 10/2/62  
FA FOR '87 • 5th YEAR

23

**PRO:** Robert Williams played an integral part in Dallas' tough pass defense in 1990. Williams saw action in every game, starting the first six at right cornerback and filling the right corner spot in the nickel defense the second half of the season. Against the N.Y. Giants (9/16) he recorded a season-high eight tackles. The next week at Washington (9/23) he tied for the team lead in tackles with six. Against Philadelphia (12/23) he recorded the third interception of his career, his first since December 11, 1988. Williams also played a valuable role on the Cowboys' special teams units, recording three tackles. Over the past three seasons he has knocked down more passes (35) for the Cowboys than any other player. In 1989 Williams tied for the team lead in passes defended with 10 and opened the season by tying a career-high with 10 tackles at New Orleans (9/10). After missing three games with a sprained left knee, Williams knocked



WILLIAMS, *Cont.*

down four passes against Phoenix (10/29) and three more against Washington (11/5). In 1988 Williams tied for the team lead in interceptions and finished second in passes defended with 19. In the Cowboys' victory over Washington (12/11) he knocked down four passes and set up the winning touchdown with an interception. A running back in college, Williams signed as a free agent wide receiver with Washington in 1986 but was released before the season began. After signing him in 1987 Dallas moved Williams to cornerback. The Cowboys released Williams on the final cut then re-signed him after two games. GAMES/STARTS: 1987 (11/3), 1988 (16/14), 1989 (13/11), 1990 (16/6). Total — 56/34.

**COLLEGE:** Williams was used mainly as a receiver in passing situations at Baylor. In 1985 he rushed for 409 yards on 119 carries and caught 19 passes for 210 yards. He backed up Alfred Anderson, now with the Vikings, his first two seasons and former Cowboy Ron Francis, now with the Patriots, to begin his junior year in 1984.

**PERSONAL:** Robert Cole Williams was the football and track MVP at Ball High School in Galveston, TX, where he won the district high hurdles title as a senior. A business management major at Baylor, Robert donates his time to the March of Dimes in Dallas, speaks against drug abuse in Dallas and Galveston schools, and works with the Clown Ministries, which visit children's hospitals in the Dallas area. He has a son Brandon (12/13/86).

## WILLIAMS' COWBOYS TOTALS

Year	Tackles			Sacks	QB Press.	Passes Def.	For. Fum.
	Solo	Asst.	Tot.				
1987	21	5	26	0	-	2	0
1988	50	10	60	0	-	19	0
1989	50	20	70	0	1	10	0
1990	27	15	42	0	0	6	0
<b>Totals</b>	<b>148</b>	<b>50</b>	<b>198</b>	<b>0</b>	<b>1</b>	<b>37</b>	<b>0</b>

Year	Pass Interceptions					Year	Opponents' Fumbles Recovered				
	No.	Yds.	Avg.	Long	TD		No.	Yds.	Avg.	Long	TD
1988	2	18	9.0	12	0	1987	1	0	0.0	0	0
1990	1	0	0.0	0	0						
<b>Totals</b>	<b>3</b>	<b>18</b>	<b>6.0</b>	<b>12</b>	<b>0</b>						



## Ken Willis

KICKER • KENTUCKY  
HT: 5-11 • WT: 189 • BORN: 10/6/66  
FA FOR '90 • 2nd YEAR



**PRO:** In his first NFL season Ken Willis' poise and confidence surprised many around the league. "There's nobody out there who I would consider even close to what he is right now," said Cowboys Kicking Coach Steve Hoffman. "I think he can be a great one." Willis, the only rookie free agent to make the Cowboys in 1990, was the first rookie to kick for Dallas since Efen Herrera in 1974. Willis started his pro career by setting a Cowboys' record for points by a rookie with 80, surpassing the former mark of 78 points held by Bob Hayes in 1965 and Tony Dorsett in 1977. He set the record despite attempting most of his field goals from long distance. Chip shots were few and far between for Willis as he finished fifth in the NFL in average distance per

## WILLIS, Cont.

field goal attempt (38.6 yards), average yards per field goal made (35.8 yards) and average yards per field goal missed (45.9). One of only two rookie kickers in the NFL last season, Willis proved a clutch performer, hitting five-of-five field goals in the fourth quarter and back-to-back game winning field goals. At the Rams (11/18) he hit a 23-yarder with under five minutes to go giving Dallas a 24-21 win. Then four days later in a nationally-televised Thanksgiving Day game, he made a career long 49-yarder and in the fourth quarter a 41-yarder to beat the Redskins (11/22). Against San Diego (9/9) in his first professional game Willis' 31-yard field goal early in the fourth quarter put Dallas in a position to win the game 17-14 with a late touchdown. He had his most productive day as a professional against the Jets (11/4) hitting field goals of 37, 35 and 32 yards, the most by a Cowboys player since Roger Ruzek made three in Philadelphia on October 23, 1988. Prior to the season finale in Atlanta (12/30) on a muddy field, Willis led the NFL in accuracy inside the 50-yard line, and, despite two misses, finished seventh, hitting .857 percent (18-of-21) of his attempts. GAMES/STARTS: 1990 (16/0).

**COLLEGE:** In two seasons as the full-time placekicker at the University of Kentucky, Willis established himself as the most accurate field goal kicker in school history, hitting 70.7 percent (29-of-41) of his career field goal attempts. He finished second on the Wildcats all-time field goal list with 29. Against Rutgers in 1989, Willis set a Kentucky record for points in a game with 15 and tied the school mark for field goals in a game with four. A two-time All-Southeastern Conference All-Academic selection, he made 17-of-22 (77.3%) field goal attempts in 1989, good for third on the school's single-season accuracy list, and booted a career-long 50-yarder against North Carolina. Willis led Kentucky in scoring in 1988 and '89 after transferring from Centre College in Danville, KY, where he placekicked and punted in 1985. After redshirting in 1986, Willis handled Kentucky's kickoff duties in 1987.


**PERSONAL:** Robert Kenneth Willis, II, earned all-region honors at Owensboro, KY, High School where he was a teammate of former Cowboys and current Dolphins running back Mark Higgs. Willis, also an all-conference baseball player, was named the high school's male student-athlete of the year as a senior. In the offseason Ken enjoys talking at schools in both Dallas and at home in Kentucky. He received his degree in math education at Kentucky.

## WILLIS' COWBOYS TOTALS

		Scoring						
Year		TD	PAT	FG	Pts.			
1990	.....	0	26/26	18/25	80			
		Field Goal Accuracy						
Year		11-19	20-29	30-39	40-49	50+	Total	Pct.
1990	.....	0-0	4-4	7-9	7-8	0-4	18-25	.720

## SINGLE-GAME CAREER HIGHS

Points — 9 twice, last vs. Washington 11/22/90  
 FGs — 3 @ N.Y. Jets 11/4/90  
 Lg. — 49 vs. Washington 11/22/90  
 PATs — 5 vs. Phoenix 12/16/90



## Alexander Wright

WIDE RECEIVER • AUBURN  
 HT: 6-0 • WT: 189 • BORN: 7/19/67  
 D-2 FOR '90 • 2nd YEAR

81

**PRO:** Alexander Wright has the type of brilliant athletic tools that make him a threat to score a touchdown from any position on the field. One of the NFL's fastest performers, he was timed at 4.14 in the forty on the Cowboys' Valley Ranch running track last April. An intense weight room worker, "Ace" also has a 37 inch vertical leap and a bench press of 385 pounds. His unique blend of speed, quickness and upper body strength make him a difficult player for defensive backs to jam at the line of scrimmage. Wright missed nearly the entire 1990 training camp while waiting to sign his rookie contract and was only able to contribute on a limited basis in last season. The majority of his action came as a member of the Dallas special teams, where he returned kickoffs and registered three tackles on the coverage unit. His game-breaking ability was showcased early in the season against the Giants (9/16) when he took a first-half kickoff and outran the coverage for a 90-yard touchdown. He closed the '90 season with 12 kickoff returns for 276 yards and 11 catches for 104 yards. A complete year of offseason training and experience in the Cowboys minicamps has enabled Wright to move into contention for a starting job this year. He was clearly the Cowboys' most improved offensive player throughout the entire offseason. Selected by the Cowboys with the first pick in the second round of the 1990 draft (26th overall), Wright was the first wide receiver drafted. The highest Auburn player ever drafted by the Cowboys, Wright was also the highest wide receiver selected by the NFL from Auburn since Terry Beasley was taken with the 19th pick by San Francisco in 1972. Only four other Cowboy wide receivers have been selected higher than Wright: Alvin Harper (12th pick, in 1991), Michael Irvin (11th, 1988), Mike Sherrard (21st, 1986) and Dennis Homan (3rd, 1968). GAMES/STARTS: 1990 (15/1).

**COLLEGE:** "Ace" averaged 24.3 yards per reception in 13 starts at Auburn. Prior to his senior year, he was a backup at wide receiver to Lawyer Tillman who was the Browns' second-round selection in 1989. One out of every five of his 56 collegiate catches went for a touchdown, and six of those 11 TD grabs covered distances of more than 50 yards. While playing on teams that compiled a 39-7-2 record, Wright was a member of four bowl teams and set the Auburn school record for career yards-per-catch at 23.6. In the '89 season opener against Pacific, he set school single-game records with 263 receiving yards and an average of 52.6 yards-per-catch on five receptions. That game produced Wright TD catches of 78, 73, 60 and 41 yards. He grabbed a career-high seven passes in his final regular-season game as a senior vs. Alabama. A stand-out track athlete, he won the 1988 SEC championship in the 55-meter and 200-meter sprints. He also became only the second athlete in conference history to be named All-America in three events (55-meters, 200-meters, and 4 x 100 relay). His time of 6.18 in the 55-meter dash tied him with Bo Jackson for sixth place on the all-time Auburn chart.

**PERSONAL:** Wright earned his degree in adult education from Auburn. He and his wife Veerle make their home in nearby Lewisville, TX.



## WRIGHT, Cont.

## WRIGHT'S COWBOYS TOTALS

Year	Receiving		Avg.	Long	TD
	No.	Yds.			
1990	11	104	9.5	20	0
Year	Kickoff Returns		Avg.	Long	TD
	No.	Yds.			
1990	12	276	23.0	90t	1
Year	Rushing		Avg.	Long	TD
	No.	Yds.			
1990	3	26	8.7	14	0



## Jeff Zimmerman

OFFENSIVE LINE • FLORIDA  
 HT: 6-3 • WT: 332 • BORN: 1/10/65  
 D-3 FOR '87 • 5th YEAR



**PRO:** In ever an athlete was destined to play a certain position in football it may have been Jeff Zimmerman. His high school coach was one of the first people to notice that predestination. "He once told me that, when I was born, they must've stamped OL on my rear," says Zimmerman. A versatile lineman, Zimmerman has seen action all along the offensive line during his four years in Dallas. In 1990 he was slowed with a sprained knee in training camp and placed on injured reserve September 4. He was able to begin practicing on October 3 and was activated from injured reserve on November 7. After sitting out the San Francisco game (11/11), Zimmerman saw action in the final six games of the season. Against Washington (11/22) and Phoenix (12/16) he played some at left guard. He also played some as the third tight end in short yardage situations. A back-up at both guard positions, he has also worked at center and tackle in the past. In his first full season with the Cowboys, Zimmerman became a key member of a Cowboys' offensive line that limited opponents to a club-record low 30 sacks in 1989. Lining up at right tackle against the Giants (12/16), Zimmerman recorded his second NFL start. A shoulder injury limited his 1988 season to one game. The injury, originally suffered in training camp, sidelined Zimmerman five weeks. In the third week of the regular season he reinjured the shoulder and was forced to undergo surgery, sidelining him for the rest of the season. Zimmerman saw a good deal of playing time at left guard in rookie year due to injuries to starter Nate Newton. He earned notice early in his career when he rendered Lawrence Taylor unconscious on a blitz in a victory at the New York Giants the second week of the season. Zimmerman registered his first NFL start at Philadelphia on Oct. 11. He possesses outstanding quickness and striking ability for a big man. GAMES/STARTS: 1987 (11/1), 1988 (1/0), 1989 (16/1), 1990 (6/0). Total-34/2.

**COLLEGE:** Zimmerman was a two-time All-America and the first player in University of Florida history to earn first-team All-America honors as an underclassman. He started two years at guard before switching to tackle as a senior. An excellent pass blocker, he played in both the Senior Bowl and the Blue-Gray Classic in 1986. In 1984 Zimmerman was part of the Florida line billed as "The Great Wall", which included former Cowboy Crawford Ker, now with the Broncos.

**PERSONAL:** Jeffrey Alan Zimmerman grew up in Orlando, FL, where he was a PARADE All-America at Evans High School. He majored in physical education at Florida. Jeff enjoys fishing and boating.

## Other Cowboys With Pro Experience

**Freddie Childress**, a 6-4, 333-pound offensive lineman from Arkansas, was originally drafted by Cincinnati in the second round in 1989 but released before the start of the regular season. A starter for 3 1/2 seasons at right guard for the Razorbacks, Childress earned second-team All-America and first-team All-Southwest Conference honors in 1988. He was an All-America pick at West Helena, AR, High School.

**Paul Frazier**, a 5-8, 197-pound running back from Northwestern Louisiana, joined the Cowboys after a season with the Sacramento Surge of the WLAFL. Frazier finished second on the Surge in rushing with 308 yards on 90 carries. He began his professional career as a rookie free agent with New Orleans in 1989, playing in 15 games and averaging 4.5 yards per carry on his way to 125 yards rushing. He moved to Green Bay in 1990 as a Plan B free agent but was released in training camp. In two seasons at Northwestern Louisiana, Frazier totaled 803 yards rushing and seven touchdowns on 115 carries. He starred at Coushatta, LA, High School.

**Craig Hudson**, a 6-3, 245-pound tight end from Wisconsin, signed with Dallas as a Plan B free agent. He spent the final two games of 1990 with Green Bay. A tight end his last two seasons with the Badgers, Hudson was drafted as a linebacker by Kansas City in the 10th round in 1990. After he was released by the Chiefs in training camp, Hudson signed with the Packers who moved him back to tight end. Hudson played linebacker and defensive line his first two years at Wisconsin. He starred in football, basketball and track at East Aurora, IL, High School.

**John Jarvis**, a 5-10, 181-pound wide receiver from Howard University, was a 12th round draft pick by Denver in 1989 but was released before the start of the season. He spent most of the 1989 season on Seattle's developmental squad. Jarvis played quarterback, wide receiver and returned kicks at Howard. In 1988 he caught 7 passes for 155 yards and averaged 27.0 yards per kickoff return. For his career he recorded 45 returns for 1,162 yards (21.2 average). Jarvis was a four-year letterman in football and track at Eau Claire High School in Columbia, S.C.

**Undra Johnson**, a 5-9, 204-pound running back from West Virginia, rejoins the Cowboys after a season with the San Antonio Riders of the WLAFL. Johnson finished the season ranked third in the league in kickoff returns with a 21.8 yard average (305 yards on 14 returns) and also recorded 258 yards rushing on 76 carries. Originally a seventh round draft choice by Atlanta in 1989, he spent time on the developmental roster of the Falcons, Saints and Cowboys, seeing action in five games for New Orleans. After being released by Dallas in December, Johnson rejoined the Falcons for the season finale. He was released by Atlanta during the preseason in 1990. Johnson finished third on the Mountaineers all-time rushing list with 2,211 yards and 23 touchdowns, including a career-high 206 yards against Temple as a freshman. He attended Stranahan, FL, High School.

**Eric Mitchel**, A 6-0, 205-pound running back from Oklahoma, was a member of the Orlando Thunder of the WLAF in 1991, rushing for 281 yards on 42 carries and earning second team All-World League honors. He also recorded a 75-yard touchdown reception on the Thunder's first-ever play from scrimmage. Originally drafted in the sixth round of the 1989 draft by New England, Mitchel was released in preseason. He went to training camp with the Raiders in 1990 but was released during training camp. Mitchel spent his first two years at Oklahoma as a quarterback, backing up Troy Aikman in 1985, before switching to running back as a junior. In two seasons at running back he rushed for 593 yards on 62 carries (9.6 avg.). He was a PARADE All-America selection at Pine Bluff, AR, High School.

**Don Smith**, a 5-11, 186-pound cornerback from Liberty University, was originally drafted by Minnesota in the tenth round in 1990 but released before the start of the regular season. In three years as a starter for the Flames he recorded 213 tackles and eight interceptions. Smith established Liberty records for blocked punts in a season (three), career (six) and blocked field goals in a career (four). In 1989 he returned 13 kickoffs for 341 yards (27.3 average), including a 94-yarder for a touchdown. Smith was a three sport star at George Washington High School in Danville, VA, lettering in football, basketball and track.

**Reginald Warnsley**, who was drafted in the 11th round by Detroit last year, spent most of the 1990 season on the Cowboys' practice squad. A 5-10, 215-pound fullback from Southern Mississippi, Warnsley started two seasons in the Eagles' one-back offense. In 1989 he rushed for 445 yards on 109 carries and caught 24 passes for 216 yards. Warnsley earned all-state honors at Bay Springs, MS, High School.

**Tony Woods**, a 6-3, 274-pound defensive tackle from Oklahoma, spent the spring as a member of the NY/NJ Knights of the WLAF, tying for third in the league in sacks with 7.5. The fourth defensive lineman taken overall in the WLAF draft, Woods was originally an eighth round draft choice by Chicago in 1989. He played in 15 games at both defensive end and tackle for the Bears, recording two starts, 18 tackle and a sack. He joined New Orleans as a Plan B free agent in 1990 but was released prior to the season. At Oklahoma Woods earned first-team All-Big Eight honors as a defensive tackle and finished his career with 73 tackles and two sacks. He was a three year letterman in football at Harrison High School in Colorado Springs, CO.



## 1991 DRAFT CHOICES



## Russell Maryland

DEFENSIVE TACKLE • MIAMI

HT: 6-1 • WT: 274 • BORN: 3/22/69 • D-1A FOR '91



"Only in America can a fat kid from Chicago become the first pick in the NFL draft," said Russell Maryland after he was selected by Dallas as the top choice in 1991. The fact that Maryland, who weighed over 330 pounds as a high school senior, even became a star at the University of Miami is a rags-to-riches tale.

In 1986 Cowboys Receivers Coach Hubbard Alexander, then an assistant for the Hurricanes, travelled to Chicago with Jimmy Johnson's last scholarship of the year in tow. Alexander was supposed to sign Mel Agee, a defensive lineman who attended Washington High School in the Windy City.

However, Agee chose Illinois, which left Alexander at the doorstep of the portly Maryland, who, although he could have picked from several Ivy League schools due to his scholastic achievements at Whitney Young High School, one of Chicago's toughest for academics, saw interest only from Indiana State for his athletic abilities.

Maryland accepted and went on to become a two-time All-America and 1990 Outland Trophy winner on a Miami team that compiled a 44-4 record, never lost at home, won four straight bowl games, captured two national titles and finished no lower than No. 3 in the rankings during his tenure.

Known as "The Conscience" by his Hurricanes teammates for his work ethic and ability to influence others, Maryland's play on the field and leadership off of it was a big part of the school's success. He graduated with a degree in psychology prior to his final season and wrote a column for USA Today on underclassmen thinking about entering the NFL draft.

Much of his character comes from his parents. When Russell was nine-years-old, his father Jim, a former baseball star at Southern University, bought used football equipment from a surplus store for Russell and his brother Eric and often brought them to a park where he had them tackle each other until they couldn't stand up. His dad believed that athletics instilled competitiveness and teamwork.

"The players around Russell Maryland play better than what they did before they were with Russell Maryland," said Johnson. "To give you an idea, Russell Maryland was the full-time starter in our defense two years ago. We had two other players who alternated — Jimmie Jones and Cortez Kennedy. Russell Maryland as a sophomore was the full-time starter."

Ironically, Maryland's final game with the Hurricanes came in Dallas in the 1991 Cotton Bowl against Texas. He tied a career-high with three sacks against the Longhorns to earn defensive player of the game honors. He also had a big day in Miami's 1989 Sugar Bowl win over Alabama — Jimmy Johnson's final game as head coach — with eight tackles and two sacks.

In three seasons as a starter Maryland posted 266 tackles, 20½ sacks, 65 quarterback pressures, 46 tackles for losses and batted down eight balls. He also tallied three sacks against BYU in 1988 and vs. Syracuse last year. When the Hurricanes played Notre Dame in 1990 Maryland recorded a career-high 20 tackles.

"A lot of people are concerned about Russell's size," said Johnson. "He's 270 pounds and he's plenty big enough to play in our scheme of defense. Anybody that tries to block him knows he's plenty big enough and plenty quick enough."

MARYLAND, Cont.


Prior to this year's draft Maryland had an unusual way to measure his progress from high school. He collected all the correspondence he received from professional teams and agents. "Each letter helped tell me how far I've come," said Maryland.

He is only the fourth defensive tackle to be drafted with the first overall pick in the NFL draft. Buck Buchanan (1963), Bubba Smith (1967) and Ken Sims (1982) also were top draft choices. Including Maryland, four Miami defensive linemen — Jerome Brown (1987), Bill Hawkins (1989), Cortez Kennedy (1990) — have been selected in the first round over the past five years.

Not only did Maryland star as a two-way lineman in high school, he competed on the track team in the shot put and was undefeated in the "Big Man's 60-yard dash," which was open to those who competed in the field events.

MARYLAND'S MIAMI TOTALS

Year	Solo	Tackles		Tot.	Traps	Tackles For Loss		QB Pres.	Pass. Def.	For. Fum.	Fum. Rec.
		Asst.									
1987	5	8	—	13	0	0	8	1	0	0	0
1988	39	48	—	87	8	16	32	3	1	1	1
1989	44	39	—	83	2	12	14	3	0	0	0
1990	56	40	—	96	10 ½	18	19	2	4	1	1
Totals	144	135	—	279	20 ½	46	73	9	5	2	2



Alvin Harper

WIDE RECEIVER • TENNESSEE

HT: 6-3 • WT: 204 • BORN: 7/6/67 • D-1B FOR '91



Midway through the 1990 season, Alvin Harper was on his way to becoming one of the top receivers in Tennessee history. He had just caught an 82-yard touchdown pass against Auburn, which was the third longest in the school's history, but the two-time All-Southeastern Conference pick was dissatisfied with his overall performance.

"I'm playing all right, but I wish I could be playing better," said Harper, the offensive MVP of the 1991 Hula Bowl. "The fans see the big plays, but they don't see little things — a missed block or a bad angle downfield on a play that might have gone further."

While most receivers treat blocking with the fondness reserved for rattlesnakes, Harper enjoys the task. "I like to block," he said. "It sure looks good when we're all watching film."

Harper also wowed folks with his pass-catching abilities. Known for his many acrobatic grabs, Harper finished his career fifth on the Volunteers' all-time receiving list with 102 catches behind such notables as former first-round NFL draft picks Anthony Hancock (1982) and Tim McGee (1986) and ahead of a quartet of former NFL first-rounders Stanley Morgan (1977), Willie Gault (1983), Clyde Duncan (1984) and Anthony Miller (1988).

"We think Alvin Harper is as fine a receiver to come out in the draft the past two years," said Cowboys Head Coach Jimmy Johnson. "We wanted to get a quality receiver in the draft. We didn't realize we were going to get the best one."

After catching a touchdown pass in each of his last four regular-season games, Harper set a Tennessee record for TD receptions in a season with eight and tied McGee for the school career record for scoring catches with 16.

**HARPER, Cont.**

"Alvin's got great reach," said Cowboys Offensive Coordinator Norv Turner. "He makes a lot of bad passes look good. He's a big play guy who can turn an 8-to-10 yard reception into a 35-to-45-yard strike."

A starter in 14 straight games to end his collegiate career, Harper caught a 45-yard touchdown pass against Colorado State in 1987 in only his second collegiate game. He was named top redshirt freshman receiver by The Sporting News that season. His first start at Tennessee came against Washington State in 1988 when he grabbed a team-record 12 receptions.

Even with his record-setting catches, Harper dwells on one of his misses for motivation. "It was the Auburn game in 1987," said Harper. "I dropped a pass. I mean it went right through my hands. Auburn intercepted it and got a field goal. That play is something I remember more than a 100-yard game or a touchdown catch. It serves as a reminder to concentrate."

"Alvin's got super hands and he understands how to get open and what to do when he catches the ball, but the biggest thing he's got is that he knows how to be intense," said Phillip Fulmer, offensive coordinator at Tennessee. "Alvin is rare because it's unusual that you find a guy who has as much God-given talent who's always working to get better."

After drafting only one wide receiver in the first round their first 25 years, the Cowboys have selected a wide receiver in the first round in three of the past six drafts. In addition, Alexander Wright was the 26th overall pick in the 1990 draft. Of the six Tennessee wide receivers selected in the first round since 1977, only Anthony Hancock, who was the 11th overall pick, was taken higher than Harper.

During his four year stint at Tennessee, the Volunteers posted a 35-11-3 record, won the SEC championship the past two years and won all three bowl games in which they played. The only time Harper played in Dallas was the 1990 Cotton Bowl when Tennessee beat Arkansas 31-27.

Harper also excelled in track where he won the high jump title in the 1989 SEC Indoor Meet with a personal-best jump of 7'2½". He also competed in the 400-meter dash and anchored the 4x100-meter and the 4x400-meter relay teams.

A human services major at Tennessee, Alvin Craig Harper earned All-America honors at Frostfree, FL, High School. He set the Florida state high jump record with a leap of 7'1". His brother, Willie, was a teammate at Florida A&M of Cowboys guard Nate Newton. Alvin's brothers, Bobbie and Roosevelt, played basketball at Florida A&M.

**HARPER'S TENNESSEE TOTALS**

Year	Receiving					Year	Rushing				
	No.	Yds.	Avg.	Long	TD		No.	Yds.	Avg.	Long	TD
1987	15	247	16.5	45t	1	1990	1	9	9.0	9	0
1988	37	487	13.2	29	5						
1989	13	246	18.9	43	2						
1990	37	567	15.3	82t	8						
<b>Totals</b>	<b>102</b>	<b>1,547</b>	<b>15.2</b>	<b>82t</b>	<b>16</b>						



**Dixon Edwards**

LINEBACKER • MICHIGAN STATE

HT: 6-1 • WT: 220 • BORN: 3/25/68 • D-2 FOR '91



For Dixon Edwards III any college or professional workout program is a day in the park compared to the rigid regimen his father, Dixon Edwards, Jr., put him through in his early years. The daily workout included two hours of weightlifting at a Cincinnati



*EDWARDS, Cont.*

high school, then the younger Edwards would try to run 1½ miles in the time prescribed by his dad.

This strict approach built a certain toughness into young Dixon. A toughness the elder Edwards learned as a 6-0, 204-pound fullback at Marshall University from 1958-61. A toughness that his son would need as an undersized football player, first as a defensive tackle at Aiken High School in Cincinnati then as a linebacker at Michigan State.

"It takes a special kind of guts to do what he does," said Spartans Head Coach George Perles. "But brother can he hit! He just throws his body into the ball carrier."

In his first season as starting weak-side linebacker in 1989, Edwards finished second to Percy Snow, a first-round pick by Kansas City in 1990, in total tackles and tied for the team lead in stops behind the line of scrimmage to earn honorable mention All-America honors. During one three week stretch during his junior year, Edwards tallied 14 tackles against Miami, 13 against Michigan and 14 against Iowa.

Last season Edwards shared the Spartans Defensive Player of the Year award with strong-side linebacker Carlos Jenkins, who was drafted in the third round by Minnesota this year. When Michigan State upset No. 1 ranked Michigan in 1990 Edwards led the way with a career-high 16 tackles. He finished the year with five games with 10-or-more tackles.

In two seasons as a starter Edwards recorded 17 tackles for losses and four sacks.

"Dixon Edwards played in a defensive scheme in college that was similar to the one we use," said Cowboys Head Coach Jimmy Johnson. "He ran a 4.52 for us. He's a hard working guy, a playmaker, a versatile player who's outstanding on special teams."


One of the big reasons why the Spartans compiled a 31-14-3 record, went to four bowls and captured at least a share of the Big 10 title twice during Edwards' career was his unselfish attitude. He was originally slated to start as a sophomore, however the returning starter, Kurt Larson, who played the past two years with Indianapolis after being drafted in 1989, unexpectedly returned from an achilles injury just before the start of the season. Edwards was one of the first to recommend that Larson be given his old job back. "I felt he was the starter before he got hurt," said Edwards. "It wouldn't make sense to play a guy with no experience if an experienced guy is ready to go."

The third linebacker taken in the 1991 draft, Edwards is the fourth linebacker from Michigan State to be selected in the first two rounds in the past eight NFL drafts. In addition to Snow, Carl Banks (1984-Giants) and Anthony Bell (1986-Cardinals) were first-round choices. He also was selected with the highest choice Dallas has used to take a linebacker since Billy Cannon was taken in the first round by the Cowboys in 1984.

A building construction major at Michigan State, Edwards earned all-district and team MVP honors as a tight end and defensive tackle in high school.

**EDWARDS' MICHIGAN STATE TOTALS**

Year	Tackles			Traps	Tackles For Loss		Pass. Def.	For. Fum.	Fum. Rec.
	Solo	Ast.	Tot.		For	Def.			
1987	14	8	22	0	0	0	0	0	0
1988	18	7	25	0	1	0	0	0	0
1989	57	47	104	2	10	3	0	1	1
1990	61	42	103	2	7	1	2	2	2
<b>Totals</b>	<b>150</b>	<b>104</b>	<b>254</b>	<b>4</b>	<b>18</b>	<b>4</b>	<b>2</b>	<b>3</b>	<b>3</b>



## Godfrey Myles

LINEBACKER • FLORIDA

HT: 6-1 • WT: 242 • BORN: 9/22/68 • D-3A FOR '91



Godfrey Myles possesses a unique combination of size, strength and speed that allowed him to start at strong safety and outside linebacker for a Florida defense that was among the nation's best the past few years.

An All-Southeastern Conference and honorable mention All-America pick last season, Myles started 11 games at "Gatorback," a combination strong safety/outside linebacker in Florida's defense. He finished third on the Gators in tackles and sacks.

Due to his outstanding speed, Myles made many big plays during his collegiate career. In 1990 he returned an interception 52 yards for a touchdown against Kentucky. In 19 starts over the past two years, Myles compiled 15 tackles for losses, four interceptions, eight passes batted down, 3½ sacks, three forced fumbles and one fumble recovered. He also blocked a field goal attempt against Auburn in 1989.

"People are scared of Godfrey Myles just because of his speed," said Florida Linebackers Coach Charlie Strong. "Teams run a sweep toward him and he's standing at least seven yards deep and comes up and tackles the guy for a five-yard loss."

Prior to his junior season, Myles was called the "most underrated player in the country" by The Sporting News. While starting at outside linebacker in eight games that year, Myles tied for the team lead in interceptions and earned honorable mention All-America honors. He had a season-high nine tackles and an interception as the Gators held Vanderbilt to only two yards rushing in 1989.

Myles' first collegiate start came at strong safety against Florida State in the final regular-season game of 1988. In his first game as a defensive back against Georgia two weeks earlier, Myles tallied a career-high 11 tackles. After sitting out his freshman year due to NCAA academic requirements, he played outside linebacker the first eight games of his sophomore season.

The eighth linebacker selected in the 1991 draft, Myles was the second player taken off the Gators squad after Huey Richardson was picked in the first round by Pittsburgh. The sixth Florida linebacker to be taken in the first three rounds since 1980, Myles was selected with the highest choice used on a Florida linebacker since 1988 when Clifford Charlton was taken in the first round by Cleveland. Another ex-Gator linebacker David Little, who was selected by Pittsburgh in the seventh round in 1981, went to the Pro Bowl last year.

Myles is the ninth University of Florida player to be taken by Dallas since 1983.

A sociology major at Florida, Myles earned second-team all-state honors at Carol City High School in Miami. He also was selected to Florida's 35-man Super Squad that met a team of Georgia prep all-stars in the summer of 1987.

MYLES' FLORIDA TOTALS

Year	Tackles			Traps	Int.	Tackles For Loss	Pass. Def.	For. Fum.	Fum. Rec.
	Solo	Ast.	Tot.						
1988	14	8	22	0	0	1	1	1	0
1989	28	23	51	0	3	5	4	2	1
1990	37	32	69	3½	1	10	4	1	0
Totals	79	63	142	3½	4	16	9	4	1



## James Richards

GUARD • CALIFORNIA  
HT: 6-4 • WT: 289 • BORN: 11/7/69 • D-3B FOR '91



In 1989 James Richards provided protection for a California offense that relied heavily on its passing game. Last season, he paved the way for an outstanding Golden Bears rushing attack. Both years he showed tremendous durability at his left guard spot, missing only 10 offensive downs each year, mostly when the second unit played.

An honorable mention All-America and second team All-PAC 10 selection in 1990, Richards, who put on 20 pounds lifting weights after the 1989 season, led a blocking unit that allowed Anthony Wallace and Russell White to become the first pair of Cal running backs to gain 1,000 yards rushing in the same year. They also became only the fourth and fifth rushers in the history of the school to reach 1,000 yards rushing in a season.

Early in the campaign against Washington State the Golden Bears gained 488 yards in total offense, including 234 yards on the ground. On October 6 the Cal offense generated 485 yards, 325 yards rushing, against San Jose State and the next week at Arizona State rushing for 271 yards on their way to 503 total yards.


Richards, who also snapped for punts in the Golden Bears first four games, earned the team award for time played last year. He was invited to play in the East-West Shrine game and the Hula Bowl following his senior season.

After transferring from Antelope Valley Junior College for his junior year, Richards became a starter for a California offense that featured quarterback Troy Taylor, who set a school record for total offense and threw for the second most yards in a season in Cal history in 1989. He was selected in the fourth round by the Jets in 1990. The Golden Bears rolled for 510 yards in a 29-28 win over Arizona in '89.

In his only season at Antelope Valley JC, Richards earned all-state honors and was rated one of the top three junior college offensive linemen in the nation. He was an offensive tackle at Cal. State-Northridge in 1987.

The fourth offensive guard taken in the 1991 draft, Richards was selected with the highest choice Dallas has used on a player from California since the team took Craig Morton in the first round in 1965. The last time the Cowboys chose a player from Cal was in 1988 when wide receiver Brian Bedford was taken in the ninth round.

Richards is one of four Cal offensive linemen (Harvey Salem, 1987; David Zawatson, 1989; Ernie Rogers, 1991) who have been picked in the NFL draft the past five years. Salem and Zawatson, both second-rounders, are the only Cal offensive linemen to be drafted higher than Richards.



## Erik Williams

TACKLE • CENTRAL STATE (OH)  
HT: 6-6 • WT: 320 • BORN: 9/7/68 • D-3C FOR '91



When potential surprises are mentioned in connection with this year's draft, the name of Erik Williams, the sixth tackle taken in 1991, seems to pop up most often.

"Erik Williams may be the steal of this year's draft," said former Philadelphia



WILLIAMS, *Cont.*

Head Coach Buddy Ryan. "He's as good as any offensive lineman taken in the first round."

A small college All-America in 1990, Williams, the only senior on the offensive line, paved the way for a Central State offense that led the NAIA in total offense with 492 yards per game and in scoring with 54.8 points per game. The Marauders, who captured the NAIA national title, had an average winning margin of 33.5 points and played in only one game, including playoffs, that their opponent came within 21 points.

Williams played a big role in Central State's playoff success. In the 41-14 semifinal win over Carson-Newman College, Williams didn't allow defensive tackle Anthony Ware, who came in to the game with 15 sacks, close to the quarterback. The next week when the Marauders defeated Mesa State (CO) 38-16 for the championship, Williams held All-America defensive end Mike Dinnell to one tackle. He was named the captain of the small college team at the All-American Classic.


"A 300-pounder just doesn't move like he moves," said Cowboys Head Coach Jimmy Johnson. "I haven't ever seen a man that big with feet that quick."

He even impressed the Cowboys veterans during the three-day minicamp following the draft. "What I liked most is that he's nasty," said nine-year defensive end Jim Jeffcoat. "He has a mean streak. He didn't care what anybody thought."

Recruited as a defensive tackle by the Marauders, Williams was moved to offensive line prior to his freshman year and helped the club make the playoffs each of his four years there. Williams became a starter at left tackle as a sophomore. In 1989 Williams helped Central State set a NAIA record for points in a season with 594.

The first offensive lineman ever drafted by the NFL from Central State, Williams is only the third player ever drafted by the league in the history of the school. Defensive back Vince Buck, a second-round pick by New Orleans in 1990, and defensive end Curtis Anderson, a fifth-round choice by Dallas in 1979, are the other draftees from the small college. Linebacker Victor Simmons, who played for Dallas in 1987, is the only former Central State player to make a Cowboys' regular-season roster.

A native of Philadelphia, Williams starred at John Bartram High School. He also competed in the shotput and discus. Erik majored in recreation at Central State.



## Curvin Richards

RUNNING BACK • PITTSBURGH

HT: 5-9 • WT: 200 • BORN: 12/26/68 • D-4A FOR '91



Prior to the fourth game of his freshman year, Curvin Richards was riding an elevator at a Boston hotel with some Pittsburgh teammates, coaches and a curious lady who asked Richards what team they were playing that day. Richards drew a blank then turned to a coach who informed him it was Boston College.

On that day and for the rest of his collegiate career, the opponent didn't make much difference. He replaced Pitt's starting tailback, who was injured, four plays into that game and carved up the Eagles defense for 202 rushing yards and two touchdowns, including an 83-yard run, the fifth longest ever at Pitt. Richards finished his first season with 1,228 yards rushing, the seventh highest by a freshman in NCAA history, and was named Freshman of the Year by The Sporting News.

In 24 collegiate starts, Richards rushed for 5.4 yards per carry and 111.7 yards per game. Even though he only played three seasons, Richards finished second to Tony Dorsett in career rushing yards at Pitt. In 1989 he rushed for a single-game

*RICHARDS, Cont.*

career-high 264 yards against East Carolina, the four fourth best in Pitt history behind Dorsett's top three rushing days.

Last year Richards began the season with three straight 100-yard rushing games before suffering an ankle injury when a lineman fell on his leg in practice. "I kept re-injuring it and I couldn't cut on it," said Richards. "When I made my cuts they weren't sharp. That's how it bothered me, my agility and moving side-to-side."

As he comes to Dallas, the names of the most recent Cowboys running backs are few of the things about American football that are familiar to the native of Trinidad. Dorsett, Emmitt Smith and Herschel Walker are three of the backs who rushed for more yards as freshman than Richards.

In 1982 Richards' mother saw Walker on television accepting the Heisman Trophy and asked Curvin who that guy with the big neck was. Smith is the back to whom Richards is so often compared. "It's kind of coincidental, but Curvin Richards reminds you a lot of Emmitt," said Cowboys Head Coach Jimmy Johnson. "He's got lower leg strength, great quickness and moves. He's also similar in size to Emmitt."

And once again Richards comes to a team whose rushing records are dominated by Dorsett. Besides Dorsett, Richards is the only Pitt player to rush for over 200 yards in a game more than once in a season (Richards had three in 1988) and have more than one 1,000-yard rushing season (1988 and 1989).

At age nine when he immigrated to LaPorte, TX, from Trinidad, where his father and brothers played soccer, Richards had never seen American football. After he watched his first game in 1980, Richards asked, "How in the world did they find players with such large shoulders?" not knowing they were wearing pads.

Former University of Texas quarterback Donovan Forbes, a Jamaican native, convinced Richards to play for the "Dirty Dobbers," a pee wee team. Later Richards rushed for 3,745 yards at LaPorte High School.

The 12th running back selected in the 1991 draft, Richards is the third Pittsburgh player to be drafted by Dallas in the past four years. Safety Billy Owens was picked in the 10th round in 1988 and center Mark Stepnoski was a third-round choice in 1989.

Richards starred in baseball in high school as a centerfielder with a .429 average as a senior. A physical education major at Pitt, Richards also played baseball for the Panthers in 1990.

**RICHARDS' PITTSBURGH TOTALS**

Rushing					Receiving				
Year	No.	Yds.	Avg.	Long TD	Year	No.	Yds.	Avg.	Long TD
1988	207	1,228	5.9	83t 8	1988	2	29	14.5	24 0
1989	209	1,126	5.4	52t 6	1989	19	221	11.6	54t 3
1990	145	682	4.7	25 2	1990	11	101	9.2	36 0
<b>Totals</b>	<b>561</b>	<b>3,036</b>	<b>5.4</b>	<b>83t 16</b>	<b>Totals</b>	<b>32</b>	<b>351</b>	<b>11.0</b>	<b>54t 3</b>

**Kickoff Returns**

Year	No.	Yds.	Avg.	Long	TD
1988	8	200	25.0	38	0
1989	1	7	7.0	7	0
<b>Totals</b>	<b>9</b>	<b>207</b>	<b>23.0</b>	<b>38</b>	<b>0</b>

**RICHARDS' SINGLE-GAME HIGHS**

Yards Rushing - 264 vs. East Carolina, 11/18/89  
 Rushing Attempts - 38 vs. East Carolina, 11/18/89  
 Long Rush - 83t @ Boston College, 10/1/88  
 TDs Rushing - 2, 3 times, last vs. West Virginia, 9/30/89



## Bill Musgrave

QUARTERBACK • OREGON

HT: 6-2 • WT: 196 • BORN: 11/11/67 • D-4B FOR '91



When Bill Musgrave arrived at Oregon in 1986, the school had only four winning seasons in the past 22 years and hadn't been to a bowl game since 1963. The Ducks also hadn't been ranked in the Top 20 at any point during a season since 1970.

As a freshman Musgrave led the Ducks to a 4-1 record, including wins over perennial PAC 10 powerhouses Southern Cal and Washington, and a No. 16 national ranking before suffering a bruised thigh that slowed him the rest of the year. In that win over the Huskies Musgrave heaved a career-long 83-yard scoring strike.

In 1988 the Ducks were 6-1 and had again cracked the Top 20, before Musgrave broke his collarbone in the first quarter against Arizona State. Oregon went winless in the remaining four games.

Over the past two seasons Musgrave led the Ducks to a 16-8 overall record, the school's best two-year record since 1947-48, and consecutive bowl appearances for the first time ever, while throwing for the best yardage seasons in Oregon history.

"He finds ways to win," said Cowboys Head Coach Jimmy Johnson.

In games that Musgrave, who was voted offensive team captain three straight years, started and finished, the Ducks were 25-11, 19-1 at home. In other contests, Oregon sunk to a 3-8 mark.

A game that was typical of his collegiate career was Musgrave's final one at Oregon's Autzen Stadium. He injured a shoulder in the fourth quarter against UCLA then came back to throw a 16-yard scoring toss with 2:10 remaining to give the Ducks a 28-24 win.

"What I'm going to remember the most about Bill is his leadership," said Oregon center Scot Boatright. "When times were tough and we were down, trying to come back, all you had to do was look at him and you knew we could do it. It's in his eyes."

At a school that produced NFL quarterbacks Norm Van Brocklin, George Shaw, Dan Fouts and Chris Miller, Musgrave holds the Oregon single-game mark for passing yards; season records for completions, yards passing and touchdowns; and career marks for completions, touchdowns and completion percentage. He surpassed the Ducks record for scoring tosses before his senior year even began.

In addition Musgrave is second only to John Elway among all-time PAC 10 quarterbacks in touchdown passes and third behind Elway and Erik Wilhelm in career passing yardage in the conference.

Against Brigham Young in 1989, Musgrave threw for a school-record 489 yards to combine with Cougars quarterback Ty Detmer, who had 470 passing yards, to set an NCAA record for passing yardage in a game by two players. A first-team All-PAC 10 and honorable mention All-America selection as senior, Musgrave threw for 443 yards and three touchdowns in last year's season opener against San Diego State.

Some of his best performances have come in the Ducks two bowl appearances. In the 1989 Independence Bowl, Musgrave led the Ducks to 17 points in the final 18 minutes to beat Tulsa 27-24. He completed 23-of-39 passes for 320 yards against the Golden Hurricanes. Last year in the Freedom Bowl, he threw for 392 yards and three touchdowns vs. Colorado State.

The seventh quarterback selected in the 1991 draft, Musgrave was picked with the highest choice used on a quarterback from Oregon since Atlanta took Miller with the 13th overall choice in 1987.



MUSGRAVE, Cont.

Musgrave, who earned his degree in finance from Oregon, is a three-time PAC 10 All-Academic selection and last year was named the nation's All-Academic Player of the Year. He also received an NCAA post-graduate scholarship and the National Football Foundation's Scholar Athlete Award.

Colorado's Athlete of the Year at Grand Junction High School in 1985, William Scott Musgrave starred at quarterback for two seasons after earning all-conference honors as a safety his sophomore year. His brother Doug was a red-shirt freshman quarterback at Michigan in 1990.

MUSGRAVE'S OREGON TOTALS

Year	Att.	Passing		Pct.	TD	Int.	Long
		Comp.	Yards				
1987	234	139	1,836	59.4	13	8	83t
1988	121	62	815	51.2	8	4	36
1989	362	208	2,761	57.5	20	14	58
1990	301	173	2,219	57.5	14	12	69t
<b>Totals</b>	<b>1,018</b>	<b>582</b>	<b>7,631</b>	<b>57.2</b>	<b>55</b>	<b>38</b>	<b>83t</b>

SINGLE-GAME BESTS

Att. — 47 vs. Colorado State, 12/29/90  
 Comp. — 31 vs. San Diego State, 9/8/90  
 Yards — 489 @ BYU, 11/4/89  
 Comp. Perc. — 74.1 @ Iowa, 9/16/89  
 Long — 83t vs. Wash., 10/3/87  
 TDs — 3, 10 times, last vs. Colorado State, 12/29/90



Tony Hill

DEFENSIVE END • TENNESSEE-CHATTANOOGA  
 HT: 6-6 • WT: 260 • BORN: 10/23/68 • D-4C FOR '91



Over the past three seasons Tony Hill recorded 187 tackles, 30 tackles for losses, 13 sacks, broke up seven passes and blocked six kicks, however the people at Tennessee-Chattanooga wonder about the numbers he could have posted if he had been completely healthy.

"Tony has the ability to be a dominant player," said Moccasins Head Coach Buddy Nix. "His problem has been his nagging injuries. They've been unfortunate for him."

Despite strep throat that limited him at the start of fall workouts and an injured left shoulder that slowed him late in the year, Hill earned first-team All-Southern Conference honors as a senior. Against Middle Tennessee State he recorded 10 tackles then had two sacks the next week vs. East Tennessee State. Two weeks later Hill blocked two field goals against Marshall.

A second-team All-Southern Conference pick in 1989, Hill started every game and led the team in sacks despite a deep thigh bruise that kept him out of practices. Midway through his junior year, Hill terrorized The Citadel with a career-high tying 11 tackles, two forced fumbles, a tackle for a loss and a quarterback pressure.

As a sophomore Hill started eight-of-the-nine games he played but missed the final two games of the season due to a dislocated right shoulder. In the Moccasins' 33-10 win over East Tennessee State in 1988, Hill had a monster-effort with a career-high 11 tackles, two sacks, three tackles for losses, three quarterback pressures and forced one of the team-record seven interceptions by Tennessee-Chattanooga.


In 1987 a stress fracture to his right foot shortened Hill's freshman season to five games.

HILL, Cont.

One of two defensive linemen (DT Joe Brunson, 12th round, Miami) from Tennessee-Chattanooga to be selected in the 1991 draft, Hill, the 108th player taken, is the second highest draft pick in the school's history to tight end Travis McNeal, a fourth-round pick (101st overall) by Seattle in 1989. The only former Moccasin to play for Dallas was defensive back Bill Butler in 1960.

After starring at Warren County High School in Camak, GA, Antonio LaVosia Hill played in the Florida-Georgia and the North-South all-star games. A second-team all-state pick in basketball, Hill also was recruited by Tennessee-Chattanooga for hoops. As a senior he captured the state shot put title and finished fourth in the high jump. Hill placed third in the discus his junior year. He majored in criminal justice at Tennessee-Chattanooga.

Year	Tackles					Pass. Def.	For. Fum.	Fum. Rec.
	Solo	Asst.	Tot.	Traps	Int.			
1987	5	8	13	0	0	1	2	0
1988	30	22	52	3	0	10	3	1
1989	43	37	80	6	0	11	2	0
1990	32	23	55	4	1	9	2	0
<b>Totals</b>	<b>110</b>	<b>90</b>	<b>200</b>	<b>13</b>	<b>1</b>	<b>31</b>	<b>9</b>	<b>1</b>



## Kevin Harris

DEFENSIVE END • TEXAS SOUTHERN

HT: 6-5 • WT: 248 • BORN: 10/21/69 • D-4D FOR '91



Over the past two seasons Kevin Harris had 10 games in which he recorded more than one sack. During one three-week stretch against Southern, Alabama State and Sam Houston State his junior year, Harris tallied 40 tackles and 7½ sacks. He earned Southwestern Athletic Conference Player of the Week honors for the final two games of that span.

The big-play man for the Tigers throughout his career, Harris finished his four-year stint with 31½ sacks, 36 tackles for losses, 12 passes batted down, five interceptions, eight forced fumbles and eight fumble recoveries.

A first-team All-SWAC pick in 1989 and '90, Harris led Texas Southern in tackles, sacks and tackles for losses, even though he was limited to nine games due to a late-season knee injury in 1990. Harris also earned second-team All-America honors last year when he had two sacks each in back-to-back games against Arkansas-Pine Bluff and Alabama State. In his final home game for Texas Southern, Harris menaced Grambling with nine tackles, two tackles for losses, a pass batted down, a sack and recovered a fumble.

In 1989 Harris led the Tigers in tackles with his third straight season of 100-or-more stops. He had more solo tackles as a junior than any teammate had total tackles. In addition he paced Texas Southern in sacks, passes defended and tied for the team lead in interceptions. Against Grambling, Harris recorded a career-high 19 tackles.

As a sophomore Harris led the Tigers in tackles, intercepted three passes, forced four fumbles and recovered three fumbles. He tied for the team lead in stops in 1987.

The first player selected from Texas Southern in the NFL draft since Rheugene Branton (6th round, Tampa Bay) and Carl Williams (12th round, Baltimore) were taken in 1983, Harris was chosen with the highest pick used on a Texas Southern

## HARRIS, Cont.

player since defensive end Charles Philyaw was taken in the second round by the Raiders in 1976. Running back James Ford, a 13th-round choice in 1971, is the only other player from Texas Southern to be selected by Dallas.

Harris played under Head Coach Walter Highsmith, father of Cowboys fullback Alonzo Highsmith, at Texas Southern in 1989-90.

A star at South Oak Cliff High School in Dallas, Harris is looking to follow in the footsteps of former Cowboys All-Pro Michael Downs and Harvey Martin, who also attended South Oak Cliff. Harris majored in criminal justice at Texas Southern.

## HARRIS' TEXAS SOUTHERN TOTALS

Year	Tackles			Traps	Int.	Tackles For Loss		Pass. Def.	For. Fum.	Fum. Rec.
	Solo	Asst.	Tot.			For	Loss			
1987	65	44	109	4	0	6	1	0	3	
1988	49	53	102	5½	3	8	3	4	3	
1989	81	66	147	14½	1	11	6	1	2	
1990	45	31	76	7½	1	11	2	3	0	
Totals	240	194	434	31½	5	36	12	8	8	



## Darrick Brownlow

LINEBACKER • ILLINOIS

HT: 5-10 • WT: 245 • BORN: 12/28/68 • D-5 FOR '91



People have been telling Darrick Brownlow he was too small virtually his entire football life. Too short, coaches said when he came out on Indianapolis' Cathedral High School.

The book on linebackers says they should be anywhere from 6-2 to 6-4, instead he is built more like the stump of a large tree at 5-10 and 245 pounds.

Brownlow has drawn comparisons to a number of linebacking greats, but the name that pops up more than any other is Mike Singletary. The Chicago Bears once ignored the book by drafting the six-foot tall Singletary, now regarded as one of the top linebackers in the NFL.

Howard Griffith, an Illinois running back, once said of his fellow co-captain Brownlow: "It's like God said, 'I'm going to make a linebacker. I'll call him Mike Singletary. In a couple of years, I'll make another. I'll call him Darrick Brownlow.' Darrick is the human cork. He fills every leak."

Like Singletary, Brownlow leads by example. "The pros look at heights and weights and speeds, but what they really want are good football players and that's what Darrick is," says John Mackovic, the Illinois head coach who was an assistant coach with the Cowboys and head coach of the Kansas City Chiefs. "Not all the good football players in the NFL have been big, fast and strong. Often times the great players are the ones with the right intensity and emotion, and that's why you can't count him out. He may not fit the book as far as his size, but when somebody gives him the opportunity to play and he starts filling the holes and making tackles no one is going to write about what size he is."

At a school known for producing linebackers, his career figure of 459 tackles placed him second on the Illinois career tackle list, behind John Sullivan's 501 stops but ahead of other Illinois and NFL greats Dick Butkus and Scott Studwell. In fact, the award honoring the nation's top collegiate linebacker has been named after Illinois' Butkus.

"Defensively, our leader was Darrick Brownlow," said Fighting Illini nose tackle Moe Gardner, a fourth-round draft pick by Atlanta this year and a high school teammate of Brownlow. "He is the guy who sparked us and kept us motivated. Some



BROWNLOW, *Cont.*

people may think I was the leader, but he's the guy I looked to." Those are strong words considering six members of the 1990 Illinois defense were drafted in the first seven rounds of this year's draft.

Despite mid-season back and ankle injuries in 1990, Brownlow capped an outstanding Illinois career by earning All-Big 10 first team honors for the third straight year, only the fifth player in school history to earn such honors three consecutive seasons. He also earned Big 10 Defensive Player-of-the-Year after leading the team and finishing second in the Big 10 with 155 tackles. Brownlow earned first-team All-America honors and finished second in the Butkus Award voting to Colorado's Alfred Williams, Cincinnati's first-round draft pick. He also earned defensive Most Valuable Player honors in the 1991 Hula Bowl after recording nine tackles, intercepting a pass and recovering a fumble.

An honorable mention All-America in 1989, Brownlow led Illinois and was third in the conference with 130 tackles. His showing earned him first team All-Big 10 honors.


As a sophomore, Brownlow led the Big 10 in tackles with 155, earned first-team All-Big 10 honors and became one of 10 finalists for the Butkus Award.

After leading Cathedral High School in Indianapolis to the Indiana 3A state championship his senior year, Brownlow took little time in winning over his teammates and coaches at Illinois. He exhibited his leadership abilities and all out playing style in 1987 when he was elected captain of the special teams by teammates, becoming the first freshman in school history to earn the distinction of captain.

Darrick Dewayne Brownlow is the Cowboys' highest draft pick ever out of Illinois and joins Ken Kmiec, a defensive back who was drafted in the ninth round in 1968 and Bruce Thornton, a defensive tackle who was drafted in the eighth round in 1979, as the only Illinois players ever drafted by Dallas. He earned his degree in speech communications at Illinois.

## BROWNLOW'S ILLINOIS TOTALS

Year	Tackles			Sacks	Int.-Yds.	Passes		Fum. Fum.
	Solo	Asst.	Tot.			Def.	Fum.	
1987	10	9	19	0	0	0	0	0
1988	89	66	155	0	0	6	2	2
1989	66	64	130	1	1	4	2	2
1990	101	54	155	1	2	4	1	1
Totals	266	193	459	2	3	14	5	5



## Mike Sullivan

GUARD • MIAMI

HT: 6-3 • WT: 278 • BORN: 12/22/67 • D-6 FOR '91



To Mike Sullivan his remarkable toughness and durability are nothing out of the ordinary because that's the atmosphere in which he grew up. His parents were born in Ireland and raised Mike in a Polish-German neighborhood in Chicago.

Several years ago his father, Pat, was injured in an auto accident and had to be dragged to the hospital. "He's the kind of guy who takes pride in getting those pen sets every 10 years for not missing work," said Mike. His brother, John, a member of Ohio State's Big 10 championship team in 1984, played in the Rose Bowl despite being stabbed twice shortly before the team left for California.

This background helped push Mike to start a school-record 48 straight games for Miami teams that posted a combined record of 44-4, won four straight bowl games

SULLIVAN, *Cont.*

and never finished below No. 3 in the rankings, including two national titles. Sullivan kept this streak alive despite missing spring practice due to the removal of a benign tumor near his left ear in 1989, a sprained right ankle that had him on crutches days before Miami's win over Alabama in the 1990 Sugar Bowl and back problems for most of last year, including the week before the Notre Dame game when he was placed in traction.

"Out of high school I put up with a lot of people in the neighborhood saying that I couldn't play at this level," said Sullivan. "Maybe that's part of the reason I keep going. To show people you shouldn't listen when people say you can't do something."

A third-team All-America in 1990, Sullivan started at left tackle and was the top-graded lineman on a Miami offense that set a school-record for yards per game with a 504.2 average and gained 6.5 yards per play. Against a Florida State team that finished fourth in the nation, the Hurricanes rushed for 334 yards. Miami aired out a bowl-bound California squad for 473 yards.


As a junior Sullivan made the successful transition to left tackle and earned honorable mention All-America honors despite missing the spring practices. That season the Hurricanes threw for a school-record 468 yards against San Jose State, gained 555 total yards vs. Cincinnati and 477 total yards in the Sugar Bowl win over Alabama to clinch the national title.

Sullivan also was named honorable mention All-America in 1988 when he started at left guard on Miami's offensive line that allowed only four quarterback sacks for the year. As a redshirt freshman in 1987, Sullivan headed an offensive line that gave up only 10 sacks on its way to the national championship.

During his five seasons at Miami, Sullivan honed his skills while working in practice against a Hurricanes defensive front that produced nine players selected in the first three rounds of the NFL draft, including first-rounders Jerome Brown, Bill Hawkins, Cortez Kennedy and Russell Maryland.

One of 11 Miami players selected in this year's NFL draft, Sullivan is the first Hurricanes offensive lineman to be drafted since 1988 when Matt Patchan was taken in the third round by Philadelphia.

A three-year starter at St. Francis DeSales High School in Chicago, Sullivan earned all-Midwest honors as a senior. He was named to the Who's Who among High School Students and the National Honor Society. At Miami, where he earned his degree in business in 3½ years, Sullivan was named to Omicron Delta Kappa, a national leadership society, and Who's Who Among Students in American Colleges and Universities. In addition Sullivan was active in the South Florida "Say No To Drugs" campaign and Special Olympics. Sullivan also wants to pursue a career in politics.



## Leon Lett

DEFENSIVE END • EMPORIA STATE  
HT: 6-6 • WT: 273 • BORN: 10/12/68 • D-7 FOR '91



During his two seasons at Emporia State, Leon Lett was a big part of a defense that allowed only 4.1 yards per play and less than 3.1 yards per carry.

Last season Lett missed the first three games due to a leg injury but returned to finish second on the club in sacks and earn All-NAIA District 10 honors. Against Northeastern Oklahoma State he tallied six tackles, two tackles for losses, a sack, an interception and a blocked kick.

LETT, *Cont.*

"Leon Lett is a player who we feel has a lot of talent, raw talent," said Cowboys Head Coach Jimmy Johnson. "He has the size and the speed that we're looking for."

In his first season with the Hornets in 1989 after playing in junior college, Lett helped Emporia State to the Central States Intercollegiate Conference title and their first appearance in the NAIA Championship Game. He earned honorable mention NAIA All-America, All-NAIA District 10 and All-CSIC honors after leading the team in passes defended and blocked kicks and finishing second in tackles and sacks.

Against Northwestern Oklahoma State, Lett, who was twice named District 10 Player of the Week as a junior, had eight tackles, two sacks, two passes defended and blocked a kick.


In two seasons at Hinds, MS, Junior College, Lett recorded 141 tackles, 10 sacks, nine passes defended and recovered three fumbles.

The first player drafted from Emporia State since Steve Henry was taken in the fifth round by the Cardinals in 1979, Lett is the first defensive linemen from Emporia State to be selected in the NFL draft since John Lohmeyer was picked in the fourth round by Kansas City in 1973.

Lett starred in football and basketball at Fair Hope, MS, High School. He majored in physical education at Emporia State.

## LETT'S EMPORIA STATE TOTALS

Year	Tackles			Traps	Int.	Tackles For Loss	Pass. Def.	Fum. Rec.	Blk. Kks.
	Solo	Asst.	Tot.						
1989	44	39	83	5	0	11	10	1	2
1990	24	11	35	4	1	7	2	0	2
<b>Totals</b>	<b>68</b>	<b>50</b>	<b>118</b>	<b>9</b>	<b>1</b>	<b>18</b>	<b>12</b>	<b>1</b>	<b>4</b>



## Damon Mays

WIDE RECEIVER • MISSOURI

HT: 5-9 • WT: 170 • BORN: 5/20/68 • D-9 FOR '91



Before arriving at the University of Missouri in 1989, Damon Mays saw little action as a football player, but the few times he did participate in high school and junior college, he made every play count. Mays' high school football career consisted of one play on the junior varsity, a 50-yard kickoff return.

Instead of football, Mays opted for basketball at Phoenix Central High School, because of his lack of size and interest for football. His father, Damon Mays Sr., was a halfback and flanker at Michigan State in the early 1970's, but the elder Mays never pushed him into the sport, emphasizing an education over a football career. That he ever played football in college is purely an accident.

After graduating from high school, Mays' playing career was limited to pick-up games around campus at Scottsdale, AZ, Community College. "I just went to go to school," Mays said. "We used to go out and play with no pads on and I used to score touchdowns. It seemed pretty easy. So I just decided I wanted to go out and try and see what I could do. I didn't even know the rules of football."

In 1987, Mays walked onto a Glendale, AZ, Community College team that had gone 1-8 the previous season. In 1988 Glendale was 10-0 and won the National Junior College Athletic Association's Championship. Mays missed six games with a broken collarbone but still managed to catch seven passes for an average of 37.5 yards a reception, once again displaying his big-play potential.



*MAYS, Cont.*

Mays was still a raw talent when he arrived at the University of Missouri, but he did have one thing that coaches can't teach, speed. "The thing that we saw in Damon that we needed to get into our program was his explosive speed," said Missouri Offensive Coordinator Dirk Koetter.

As a senior at Missouri, Mays was an important part of a Tigers offense that became the most productive passing attack in Big 8 Conference history, setting conference records for attempts, completions and yards. This group also set or tied 28 school passing records.

Mays continued to show his big play potential at Missouri, tying, on three separate occasions, a school record with two touchdown receptions in a game. Against Colorado, the 1990 national champions, Mays had his career day, hauling in 5 passes for 153 yards and two touchdowns.

In each of his two seasons at Missouri, Mays finished second on the team in receiving yards and fourth on the team in receptions. As a senior he led the Tigers with 20.2 yards per catch and tied for the team lead with five touchdowns.

Mays becomes the first player from Missouri drafted by Dallas since Howard Richards, first round, and Ron Fellows, seventh round, were selected in 1981.

Damon majored in physical education at Missouri.

**MAYS' MISSOURI TOTALS**

Receiving						Rushing					
Year	No.	Yds.	Avg.	Long	TD	Year	No.	Yds.	Avg.	Long	TD
1989	26	372	14.3	42	3	1989	2	31	15.5	23	0
1990	26	524	20.2	61	5	1990	1	-7	-7.0	-7	0
<b>Totals</b>	<b>52</b>	<b>896</b>	<b>17.2</b>	<b>61</b>	<b>8</b>	<b>Totals</b>	<b>3</b>	<b>24</b>	<b>8.0</b>	<b>23</b>	<b>0</b>



## Sean Love

GUARD • PENN STATE

HT: 6-3 • WT: 285 • BORN: 9/6/68 • D-10 FOR '91



After an outstanding career at Marian Catholic High School in Tamaqua, PA, that was climaxed in his being named defensive most valuable player in the Big 33 game between all-stars from Pennsylvania and Maryland, Sean Love was expected to star at Penn State. However, when he was moved to offensive line in the spring of 1988, after redshirting as a defensive tackle his freshman year, nagging injuries and the Nittany Lions' front-wall depth kept him from reaching predicted heights.

Including Love, Penn State's offensive line in 1988 featured five players who would be selected in the next three NFL drafts. He saw extended playing time against Cincinnati and West Virginia as a red-shirt freshman before earning a spot with the first team the next season.

In 1989 Love started the season opener at guard against Virginia, but a leg injury forced him to miss three of the next eight games. He returned to start for the Holiday Bowl-bound Nittany Lions in the final two games of the year against highly-ranked Notre Dame and Pittsburgh. All-America running back Blair Thomas gained 133 yards rushing against the Fighting Irish and 131 yards on the ground vs. the Panthers.

Nagging injuries throughout last season allowed Love to play only four games and 57 plays.

When Love was chosen by Dallas, it kept alive a streak of five straight drafts in which a Penn State offensive lineman has been selected. Love is the first former Nittany Lion to be taken by the Cowboys since center/guard Tom Rafferty, who started

## LOVE, Cont.

183 straight games for Dallas, was picked in the fourth round in 1976.

Rafferty and defensive lineman Andy Stynchula (1968) are the only former Penn State players to make a Cowboys' regular-season roster.

Sean Fitzgerald Love led his high school team to a three-year record of 32-4, including a conference title and a 13-0 mark in 1986 that was part of a 24-game winning streak. He also earned all-state honors as a senior. Love majored in exercise and sports science at Penn State.



## Tony Boles

RUNNING BACK • MICHIGAN

HT: 6-1 • WT: 196 • BORN: 12/11/67 • D-11 FOR '91



Tony Boles had hoped to showcase his rushing talents in 1990 as a senior running back at Michigan, but that dream ended on November 18, 1989. On the first play from scrimmage against Minnesota, Boles legs became tangled in the Minneapolis Metrodome astroturf while being tackled from behind. He tumbled to the ground with a torn anterior cruciate ligament and was forced to spend the 1990 season in rehabilitation.

Despite the injury-shortened season in 1989, Boles earned second-team All-America honors and was named Michigan's Most Valuable Player of the season. He was also a first-team All-Big 10 selection and finished fifth in the conference in rushing with 839 yards. As the team's leading rusher, Boles posed a big-play threat with runs of 91, 71, 64 and 46 yards as well as an 85-yard kickoff return for a touchdown. His 91-yard touchdown run against Indiana was the second longest run ever by a Wolverine, and his 85-yard kick return was the fourth longest and fifth kickoff return for a touchdown in school history.

As a sophomore Boles finished fourth in the nation and second in the Big 10 in rushing with 1,359 yards, becoming the 10th player in school history to rush for over 1,000 yards in a season. He also finished second in the conference in kickoff returns with a 25.2-yard average. Against Wisconsin Boles rushed for 179 yards and three touchdowns on only 10 carries and vs. Wake Forest set his single-game career rushing high with 213 yards on 33 carries.

In the 20 regular-season games he played in 1988 and 1989, Boles posted 10 100-yard rushing games and led the team in rushing 16 times. This mark was accomplished in a backfield which boasted three other backs who have been drafted by the NFL (Leroy Hoard, Cleveland, second round, 1990; Jarrod Bunch, N.Y. Giants, first round, 1991; Jon Vaughn, New England, fifth round, 1991).

After redshirting in 1986, a hand injury limited Boles to four games as a freshman, primarily as a kick returner.

Tony L. Boles earned All-America honors as a tailback at John Glenn High School in Detroit and set four team scoring and eight team rushing records, including a career yardage mark of 3,139 yards and 38 touchdowns on 495 carries. The first ever All-America in any sport in the history of the school, Boles led John Glenn HS to its first ever high school playoff appearance. Boles was also a member of the basketball team. He majored in education at Michigan.

BOLES, Cont.

BOLES' MICHIGAN TOTALS											
Rushing						Receiving					
Year	No.	Yds.	Avg.	Long	TD	Year	No.	Yds.	Avg.	Long	TD
1987	1	0	0.0	0	0	1987	0	0	0.0	0	0
1988	248	1,359	5.5	81t	9	1988	11	64	5.8	18	0
1989	131	839	6.4	91t	9	1989	16	224	14.0	45	1
1990	Did Not Play					1990	Did Not Play				
Totals	380	2,198	5.8	91t	18	Totals	27	288	10.7	45	1

Year	No.	Yds.	Avg.	Long	TD
1987	1	19	19.0	19	0
1988	12	302	25.2	59	0
1989	10	282	28.2	85t	1
1990	Did Not Play				
Totals	23	603	26.2	85t	1



## Larry Brown

DEFENSIVE BACK • TCU

HT: 5-11 • WT: 184 • BORN: 11/30/69 • D-12 FOR '91



In 1990 Larry Brown finally got the chance to prove himself for a full season of major college football. After two seasons at a junior college and an injury-plagued junior year at TCU, last year was his first full season in Division I football.

He took little time in establishing himself as an impact player in the Horned Frogs defensive backfield, posting 75 tackles on the year, good for fifth best on the team, including a single-game high of 10 tackles in TCU's victory over Oklahoma State. Brown also led the team with 10 passes defended. Brown wrapped up his senior season in the Blue-Gray All Star Game, earning Most Valuable Player honors by leading all players with nine tackles and a pass defended.

As a junior college transfer in 1989, Brown made immediate contributions to the Horned Frog defensive unit at left cornerback, registering 27 tackles in the first four-plus games of the season, but he went down with an ankle injury in the fifth game of the season and was lost for the remainder of the year.

Before transferring to TCU, Brown was a two-sport standout at Southwest Community College in Los Angeles, participating in both football and track. He earned all-league honors in 1988 when he recorded 61 tackles and four interceptions.

The last time Dallas drafted a player in the 12th round was in 1989 when another TCU product, Scott Ankrum was selected.

Larry Brown was an All-City selection in both football and track at Los Angeles, CA, High School. He was a criminal justice major at TCU.

BROWN'S TCU TOTALS										
Year	Tackles			QB Press.		Passes		Fum. For.	Fum. Rec.	TD
	Solo	Ast.	Tot.	Int.	Def.	For.	Rec.			
1989	20	7	27	1	1	1	0	0		
1990	49	26	75	0	2	10	1	1		
Totals	69	33	102	1	3	11	1	1		

Year	No.	Yds.	Avg.	Long	TD
1989	2	35	17.5	23	0



## Rookie Free Agents

**Cary Blanchard**, a 6-1, 225-pound placekicker and punter from Oklahoma State, made 14-of-19 field goal attempts in 1990, including a career-long tying 52-yarder against Northern Iowa. A two-time honorable mention All-America and three-time All-Big Eight first-team selection, Blanchard was the Cowboys' leading scorer the past two seasons. In 1988 he was successful on 11-of-12 field goals and set a school, conference and NCAA season-record by hitting all 67 of his extra point attempts. In addition to kicking, Blanchard averaged 39.6 yards per punt during his three year career. Blanchard earned all-state honors as a kicker at L.D. Bell High School in Hurst, TX, a suburb of Dallas.

**Reggie Cooper**, a 6-2, 225-pound linebacker from Nebraska, earned second-team All-America and first-team All-Big Eight honors at strong safety in 1989 and '90. A two-time Jim Thorpe award nominee, he led the Cornhuskers' secondary in tackles the past three seasons. Against Missouri in 1989 he earned Big Eight Defensive Player of the Week honors after recording eight tackles, an interception and returning a blocked punt 17 yards for his first collegiate touchdown. For his career, Cooper recorded 187 tackles and five interceptions. He earned All-America and Louisiana Defensive Player of the Year honors at Slidell, LA, High School.

**Ricky Martin**, a 5-10, 184-pound wide receiver from Middle Tennessee State, earned second-team All-Ohio Valley Conference honors as a running back and finished second on the team in rushing with 794 yards on 95 carries (8.4 average) in 1990. He also scored 10 touchdowns and recorded eight receptions for 78 yards. For his career Martin rushed for 1,760 yards on 294 carries (6.0 average) and scored 23 touchdowns. He also had 274 yards receiving on 18 catches. Martin starred in football and track at Chatooga, GA, High School.

**Duane Miller**, a 6-3, 275-pound offensive guard from Texas, started the past three years at left guard. A four-year letterman for the Longhorns, he played in 42 of 44 games during his career, starting 31 of those contests. He missed two games in 1989 with a knee injury. Miller was an all-district and all-metro selection at Irving, TX, High School.

**Keith Powe**, a 6-3, 260-pound defensive end from the University of Texas-EI Paso, started all year at defensive end for the Miners, earning honorable mention All-America and first-team All-Western Athletic Conference honors while leading all UTEP linemen in tackles with 57. Powe joined the Miners after three years at Lamar University, where he started two seasons at defensive tackle. At Lamar Powe recorded 124 tackles, 11 sacks and 21 tackles for losses. In 1989, facing his future teammates at UTEP, he registered four sacks in a 21-19 Lamar win. Powe starred at Jersey Village High School in Houston, TX.

**Lance Zeno**, a 6-4, 279-pound offensive lineman from UCLA, started the past three seasons, two at guard then moving to center his senior year. An All-Pac 10 selection at center, he provided solid protection for the revival of the Bruins' passing game. In 1988 he started every game at right guard, providing protection for Cowboys teammate Troy Aikman. Zeno was a first-team All-America offensive tackle at Fountain Valley, CA, High School.



## 1991 Rookie and First-Year Roster

NAME	POS.	HGT.	WGT.	BIRTHDATE	NFL EXP.	COLLEGE	HOW ACQ.
Blanchard, Cary	P/K	6-1	225	11/5/68	R	Oklahoma State	FA-'91
Boles, Tony	RB	6-1	196	12/11/67	R	Michigan	D11-'91
Brown, Larry	DB	5-11	184	11/30/69	R	TCU	D12-'91
Brownlow, Darrick	LB	5-10	245	12/28/68	R	Illinois	D5-'91
Childress, Freddie	G	6-4	320	9/17/66	1	Arkansas	FA-'91
Cooper, Reggie	LB	6-2	225	7/11/68	R	Nebraska	FA-'91
Edwards, Dixon	LB	6-1	220	3/25/68	R	Michigan State	D2-'91
Harper, Alvin	WR	6-3	204	7/6/67	R	Tennessee	D1b-'91
Harris, Kevin	DE	6-5	248	10/21/69	R	Texas Southern	D4d-'91
Hill, Tony	DE	6-6	260	10/23/68	R	Tenn.-Chattanooga	D4c-'91
Hudson, Craig	TE	6-3	258	5/1/67	1	Wisconsin	PB(GB)'-91
Javis, John	WR	5-10	181	5/14/67	1	Howard	FA-'91
Lett, Leon	DL	6-6	273	10/12/68	R	Emporia State	D7-'91
Love, Sean	G	6-3	285	9/6/68	R	Penn State	D10-'91
Martin, Ricky	WR	5-10	184	8/1/69	R	Middle Tenn. St.	FA-'91
Maryland, Russell	DT	6-1	274	3/22/69	R	Miami	D1a-'91
Mays, Damon	WR	5-9	170	5/20/68	R	Missouri	D9-'91
Miller, Duane	G	6-3	275	6/27/68	R	Texas	FA-'91
Mitchel, Eric	RB	6-0	205	2/13/67	1	Oklahoma	FA-'91
Musgrave, Bill	QB	6-2	196	11/11/67	R	Oregon	D4b-'91
Myles, Godfrey	LB	6-1	242	9/22/68	R	Florida	D3a-'91
Powe, Keith	DE	6-3	260	6/5/69	R	Texas-El Paso	FA-'91
Richards, Curvin	RB	5-9	200	12/26/68	R	Pittsburgh	D4a-'91
Richards, James	G	6-4	289	11/7/69	R	California	D3b-'91
Smith, Don	CB	5-11	186	2/21/68	1	Liberty	FA-'91
Sullivan, Mike	G	6-3	278	12/22/67	R	Miami	D6-'91
Warnsley, Reginald	FB	5-10	230	4/5/68	1	Southern Mississippi	FA-'91
Williams, Erik	T	6-6	320	9/7/68	R	Central State, Ohio	D3c-'91
Zeno, Lance	G/C	6-4	279	4/15/67	R	UCLA	FA-'91

## Dallas Cowboys 1991 Veterans Roster

NO.	NAME	POS.	HGT.	WGT.	BIRTHDATE	NFL EXP.	COLLEGE	HOW ACC.
34	Agee, Tommie	FB	6-0	223	2/22/64	4	Auburn	PB(KC) '90
8	Aikman, Troy	QB	6-4	218	11/21/66	3	UCLA	D1-'89
36	Albritton, Vince	S	6-2	212	7/23/62	8	Washington	FA-'84
89	Awalt, Rob	TE	6-5	238	4/9/64	5	San Diego St.	T(Pho) '90
40	Bates, Bill	S	6-1	204	6/6/61	9	Tennessee	FA-'83
44	Brooks, Michael	DB	6-0	195	3/12/67	2	N. Carolina St.	FA-'90
79	Broughton, Willie	DT	6-5	280	9/9/64	5	Miami	FA-'89
90	Crockett, Willis	LB	6-3	234	8/25/66	2	Georgia Tech	FA-'90
55	Del Rio, Jack	LB	6-4	240	4/4/63	7	Southern Cal.	W(KC) '89
21	Dixon, James	WR	5-10	184	2/2/67	3	Houston	W(Det) '89
85	Folsom, Steve	TE	6-5	240	3/21/58	6	Utah	FA-'90
24	Frazier, Paul	RB	5-8	197	11/12/67	2	N.W. Louisiana	FA-'91
29	Gant, Kenneth	CB	5-11	188	4/18/67	2	Albany St.	D9-'90
63	Gesek, John	G	6-5	283	2/19/63	5	Cal St-Sacramento	T(Raid) '90
66	Gogan, Kevin	G-T	6-7	311	11/2/64	5	Washington	D8-'87
78	Hamel, Dean	DT	6-3	271	7/7/61	7	Tulsa	T(Was) '89
50	Harper, David	LB	6-1	230	5/5/66	2	Humboldt St.	FA-'90
25	Harris, Odie	DB	6-0	190	4/1/66	4	Sam Houston St.	PB(TB) '91
70	Hellestrae, Dale	G-C	6-5	285	7/11/62	5	SMU	T(Raid) '90
45	Hendrix, Manny	CB	5-10	185	10/20/64	6	Utah	FA-'86
32	Highsmith, Alonzo	FB	6-1	237	2/28/65	5	Miami	T(Hou) '90
30	Holt, Issiac	CB	6-2	198	10/4/62	7	Alcorn State	T(Min) '89
20	Horton, Ray	S	5-11	186	4/12/60	9	Washington	PB(Cin) '89
88	Irvin, Michael	WR	6-2	199	3/5/66	4	Miami	D1-'88
77	Jeffcoat, Jim	DE	6-5	270	4/1/61	9	Arizona State	D1-'83
47	Johnson, Udra	RB	5-9	204	1/8/66	2	West Virginia	FA-'91
48	Johnston, Daryl	RB	6-2	238	2/10/66	3	Syracuse	D2-'89
97	Jones, Jimmie	DT	6-4	280	1/9/66	2	Miami	D3-'90
26	Jones, Keith	RB	5-10	190	2/5/66	2	Nebraska	PB(Cle) '90
15	Laufenberg, Babe	QB	6-3	214	12/5/59	7	Indiana	FA-'89
83	Martin, Kelvin	WR	5-9	170	5/14/65	5	Boston College	D4-'87
61	Newton, Nate	G-T	6-3	322	12/20/61	6	Florida A&M	FA-'86
73	Noonan, Danny	DT	6-4	275	7/14/65	5	Nebraska	D1-'87
51	Norton, Ken	LB	6-2	237	9/29/66	4	UCLA	D2-'88
84	Novacek, Jay	TE	6-4	230	10/24/62	7	Wyoming	PB(Pho) '90
86	Roberts, Alfredo	TE	6-3	246	3/1/65	4	Miami	PB(KC) '91
4	Saxon, Mike	P	6-3	200	7/10/62	7	San Diego St.	FA-'85
87	Shepard, Derrick	WR	5-10	181	1/22/64	4	Oklahoma	FA-'90
42	Smagala, Stan	S	5-10	184	4/6/68	2	Notre Dame	D5-'90
22	Smith, Emmitt	RB	5-9	203	5/15/69	2	Florida	D1-'90
57	Smith, Vinson	LB	6-2	225	7/3/65	3	East Carolina	PB(Pit) '90
54	Solomon, Jesse	LB	6-0	235	11/4/63	6	Florida State	T(Min) '89
53	Stepnoski, Mark	C-G	6-2	271	1/20/67	3	Pittsburgh	D3a-'89
18	Stoudt, Cliff	QB	6-4	222	3/27/55	12	Youngstown St.	FA-'90
96	Stubbs, Daniel	DE	6-4	264	1/3/65	4	Miami	T(SF) '90
92	Tolbert, Tony	DE	6-6	270	12/29/67	3	Texas-El Paso	D4-'89
71	Tuinei, Mark	T	6-5	293	3/31/60	9	Hawaii	FA-'83
75	Veinograd, Alan	T	6-5	277	7/24/63	5	East Texas St.	PB(GB) '91
37	Washington, James	S	6-1	195	1/10/65	4	UCLA	PB(Rams) '90
23	Williams, Robert	CB	5-10	186	10/2/62	5	Baylor	FA-'87
1	Willis, Ken	K	5-11	189	10/6/66	2	Kentucky	FA-'90
68	Woods, Tony	DT	6-4	274	3/14/66	2	Oklahoma	FA-'91
81	Wright, Alexander	WR	6-0	189	7/19/67	2	Auburn	D2-'90
76	Zimmerman, Jeff	OL	6-3	332	1/10/65	5	Florida	D3-'87



## Cowboys All-Time Roster

## ASSISTANT COACHES

Alexander, Hubbard, 1989-90  
 Allen, Ermal, 1962-83  
 Armstrong, Nall, 1982-89  
 Avezzano, Joe, 1990  
 Berry, Raymond, 1968  
 Brodsky, Joe, 1989-90  
 Campo, Dave, 1989-90  
 Dahms, Tom, 1960-62  
 Davis, Butch, 1989-90  
 Dimancheff, Babe, 1960-62  
 Ditka, Mike, 1973-81  
 Ecklund, Brad, 1960-63  
 Erkenbeck, Jim, 1987-88  
 Franklin, Bobby, 1968-72  
 Gillman, Sid, 1972  
 Hackett, Paul, 1986-88  
 Hickey, Red, 1964  
 Hughes, Ed, 1973-76  
 Lavan, Al, 1980-88  
 Lowry, Alan, 1982-90  
 Mackovic, John, 1981-82  
 Myers, Jim, 1962-86  
 Nolan, Dick, 1962-67, 1982-90  
 Reeves, Dan, 1970-80  
 Renfro, Ray, 1968-72  
 Rhome, Jerry, 1989  
 Roy, Alvin, 1973-75  
 Shofner, Jim, 1983-85  
 Shula, Dave, 1989-90  
 Solari, Mike, 1987-88  
 Stallings, Gene, 1972-85  
 Stautner, Ernie, 1966-88  
 Tubbs, Jerry, 1966-88  
 Wannstedt, Dave, 1989-90  
 Ward, Bob, 1976-89  
 Wise, Tony, 1989-90  
 Wolcik, Mike, 1990

## PLAYERS

No.  
 21 Adams, David, RB, Arizona, 1987  
 26 Adderley, Herb, CB, Michigan State, 1970-72  
 23 Adkins, Margene, WR, Henderson J.C., 1970-71  
 34 Agee, Tommie, FB, Auburn, 1990  
 8 Aikman, Troy, QB, UCLA, 1989-90  
 6 Albritton, Vince, S/LB, Washington, 1984-90  
 87 Alexander, Ray, WR, Florida A&M, 1988-89  
 31 Allen, Gary, RB, Hawaii, 1983-84  
 19 Alworth, Lance, WR, Arkansas, 1971-72  
 66 Andrie, George, DE, Marquette, 1962-72  
 81 Ankrum, Scott, WR, Texas Christian, 1989  
 10/35 Armstrong, Jimmy, DB, Appalachian State, 1987  
 64 Arneson, Jim, C/G, Arizona, 1973-74  
 78 Asher, Bob, T, Vanderbilt, 1970  
 76 Aughtman, Dowe, OL, Auburn, 1984  
 89 Awalt, Rob, TE, San Diego St., 1990  
 33 Babb, Gene, LB/RB, Austin College, 1960-61  
 53 Babinecz, John, LB, Villanova, 1972-73  
 66 Baker, Jesse, DE, Jacksonville State, 1986  
 38 Baker, Sam, P/K, Oregon State, 1962-63  
 62 Baldinger, Brian, OL, Duke, 1982-84, 1986-87  
 87 Banks, Gordon, WR, Stanford, 1985-87  
 80 Barksdale, Rod, WR, Arizona, 1987

31 Barnes, Benny, DB, Stanford, 1972-82  
 80 Barnes, Gary, WR, Clemson, 1963  
 56 Barnes, Rodrigo, LB, Rice, 1973-74  
 81 Bateman, Marv, P, Utah, 1972-74  
 40 Bates, Bill, S, Tennessee, 1983-89  
 46 Baynam, Craig, RB, Georgia Tech, 1967-69  
 11 Belden, Bob, QB, Notre Dame, 1969-70  
 20 Bercich, Bob, S, Michigan State, 1960-61  
 76 Bethea, Larry, DL, Michigan State, 1978-83  
 36 Bielski, Dick, TE, Maryland, 1960-61  
 44 Bishop, Don, CB, CCLA, 1960-65  
 24 Blackwell, Aloysius, RB, Houston, 1978-79  
 28 Blount, Alvin, RB, Maryland, 1987  
 68 Boeke, Jim, T, Heidelberg, 1964-67  
 87 Borden, Nate, DE, Indiana, 1960-61  
 84 Borresen, Rich, TE, Northwestern, 1987  
 51 Braatz, Tom, LB, Marquette, 1960  
 77 Bradford, Byron, T, Southern Mississippi, 1960-61  
 1 Brady, Kerry, K, Hawaii, 1987  
 53 Bruning, Bob, LB, Arizona State, 1975-84  
 63 Brinkley, Lester, DL, Mississippi, 1990  
 36 Brinson, Larry, RB, Florida, 1977-79  
 77 Brock, Clyde, DT, Utah State, 1962-63  
 99 Brooks, Kevin, DT, Michigan, 1985-88  
 44 Brooks, Michael, S, No. Carolina St., 1990  
 62 Brotzki, Bob, T, Syracuse, 1988  
 79 Broughton, Willie, DT, Miami, Fla., 1989-90  
 33 Brown, Eric, DB, Savannah State, 1989  
 59 Brown, Guy, LB, Houston, 1977-82  
 31 Brown, Otto, DB, Prairie View, 1969  
 22 Bullocks, Amos, RB, Southern Illinois, 1962-64  
 15/89/82 Burbage, Cornell, WR, Kentucky, 1987-89  
 60 Burkett, Jackie, LB, Auburn, 1968-69  
 73 Burnette, Dave, T, Central Arkansas, 1987  
 57 Burton, Ron, LB, North Carolina, 1987-89  
 22 Butler, Bill, S, Chattanooga, 1960  
 60 Caffey, Lee Roy, LB, Texas A&M, 1971  
 52 Cannon, Billy, LB, Texas A&M, 1984  
 59 Capone, Warren, LB, Louisiana State, 1975  
 18 Carano, Glenn, QB, Nevada-Las Vegas, 1977-83  
 17 Carmichael, Harold, WR, Southern, 1984  
 10 Carrell, Duane, P, Florida State, 1974  
 75 Carter, Jon, DT, Pittsburgh, 1989  
 79 Cesario, Sal, G, Cal. Poly SLO, 1987  
 85/89 Chandler, Thornton, TE, Alabama, 1986-89  
 72 Cheek, Louis, OL, Texas A&M, 1990  
 77 Cisowski, Steve, T, Santa Clara, 1987  
 42 Clack, Darryl, RB, Arizona State, 1986-89  
 83/17 Clark, Mike, K, Texas A&M, 1968-71, 1973  
 73 Clark, Monte, T, Southern California, 1962  
 37 Clark, Phil, DB, Northwestern, 1967-69  
 82 Clarke, Frank, TE/WR, Colorado, 1960-67  
 47 Clinkscales, Dexter, S, South Carolina State, 1980,  
 1982-85  
 59 Cobb, Garry, LB, Southern California, 1988-89  
 63 Cole, Larry, DL, Hawaii, 1968-80  
 41 Coleman, Anthony, DB, Baylor, 1987  
 86 Coleman, Ralph, LB, No. Carolina A&T, 1972  
 10 Collier, Reggie, QB, Southern Mississippi, 1986  
 77 Colvin, Jim, DT, Houston, 1964-66  
 31 Cone, Fred, K, Clemson, 1960  
 54/53 Connelly, Mike, C, Utah State, 1960-67  
 40 Conrad, Bobby Joe, WR, Texas A&M, 1969  
 61 Cooper, Jim, OL, Temple, 1977-86  
 85 Cornwell, Fred, TE, Southern California, 1984-85  
 84 Cosbie, Doug, TE, Santa Clara, 1979-88  
 44/81 Courville, Vince, WR, Rice, 1987

- 90 **Crockett, Willis**, LB, Georgia Tech, 1990  
 85 **Cronin, Gene**, LB, Pacific, 1960  
 62 **Cvercko, Andy**, G, Northwestern, 1961-62  
 47/21 **Daniels, Dick**, S, Pacific, Ore., 1966-68  
 89 **Davis, Donnie**, WR, Southern, 1962  
 57 **Davis, Kyle**, E, Oklahoma, 1975  
 88 **Davis, Sonny**, LB, Baylor, 1961  
 55 **Del Rio, Jack**, LB, Southern California, 1989-90  
 55 **DeOssie, Steve**, LB, Boston College, 1984-88  
 21 **Dennison, Doug**, RB, Kutztown State, 1974-78  
 83 **Deters, Harold**, K, No. Carolina State, 1967  
 26 **Dial, Buddy**, WR, Rice, 1964-66  
 51 **Dickerson, Anthony**, LB, Southern Methodist, 1980-84  
 71 **Dickson, Paul**, T, Baylor, 1960  
 76 **Diehl, John**, DT, Virginia, 1965  
 89 **Ditka, Mike**, TE, Pittsburgh, 1969-72  
 86/21 **Dixon, James**, WR/RB, Houston, 1989-90  
 34 **Doelling, Fred**, S, Pennsylvania, 1960  
 83 **Donley, Doug**, WR, Ohio State, 1981-84  
 62 **Donohue, Leon**, G, Cal. State San Jose, 1965-67  
 67 **Donovan, Pat**, T, Stanford, 1975-83  
 83 **Doran, Jim**, WR, Iowa State, 1960-61  
 33 **Dorsett, Tony**, RB, Pittsburgh, 1977-87  
 34 **Douglas, Merrill**, RB, Utah, 1961  
 30 **Dowdle, Mike**, RB/LB, Texas, 1960-62  
 26 **Downs, Michael**, S, Rice, 1981-88  
 86 **Duckett, Kenny**, WR, Wake Forest, 1985  
 89 **Dugan, Fred**, WR, Dayton, 1960  
 52 **Duliban, Chris**, LB, Texas, 1987  
 37 **Dunn, Perry Lee**, RB, Mississippi, 1964-65  
 45 **Dupre, L.G.**, RB, Taylor, 1960-61  
 89 **DuPree, Billy Joe**, TE, Michigan State, 1973-83  
 78 **Dutton, John**, DL, Nebraska, 1979-86  
 71 **Dwyer, Mike**, DT, Massachusetts, 1987  
 42 **Easmon, Ricky**, DB, Florida, 1985  
 79/77 **East, Ron**, DT, Montana State, 1967-70  
 52 **Edwards, Dave**, LB, Auburn, 1963-75  
 81/87 **Edwards, Kelvin**, WR, Liberty, 1987-88  
 52 **Eldson, Jim**, G/C, Mississippi State, 1976  
 53 **Elam, Onzy**, LB, Tennessee State, 1989  
 63 **Falls, Mike**, G, Minnesota, 1960-61  
 27 **Fellows, Ron**, CB, Missouri, 1981-86  
 73 **Fisher, Ray**, T, Eastern Illinois, 1960  
 62 **Fitzgerald, John**, C, Boston College, 1971-80  
 55 **Flaherty, Harry**, LB, Holy Cross, 1987  
 45 **Flowers, Richmond**, S, Tennessee, 1969-71  
 80/83 **Folkins, Lee**, TE, Washington, 1962-64  
 85 **Folsom, Steve**, TE, Utah, 1987-90  
 80 **Ford, Bernard**, WR, Central Florida, 1989  
 46 **Fowler, Todd**, FB, Stephen F. Austin, 1985-88  
 38 **Francis, Ron**, CB, Baylor, 1987-90  
 32 **Franckhauser, Tom**, CB, Purdue, 1960-61  
 76 **Frank, Bill**, T, Colorado, 1964  
 71 **Frederick, Andy**, T, New Mexico, 1977-81  
 15 **Fritsch, Toni**, K, Vienna, Austria, 1971-73, 1975  
 79 **Frost, Ken**, DT, Kentucky, 1961-62  
 75 **Fry, Bob**, T, Kentucky, 1960-64  
 84 **Fugett, Jean**, TE, Amherst, 1972-75  
 27 **Gaechter, Mike**, S, Oregon, 1962-69  
 29 **Gant, Kenneth**, CB, Albany St., 1990  
 32 **Garrison, Walt**, RB, Oklahoma State, 1966-74  
 80 **Gay, Everett**, WR, Texas, 1988  
 35 **Gent, Pete**, WR/TE, Michigan State, 1964-68  
 67/63 **Gesek, John**, G, Cal. St.-Sacramento, 1990  
 11 **Gibbs, Sonny**, QB, Texas Christian, 1963  
 66 **Gogan, Kevin**, T, Washington, 1987-90  
 76 **Gonzaga, John**, DE, 1960  
 83 **Gonzalez, Leon**, WR, Bethune, Cookman, 1985  
 44 **Gowdy, Cornell**, DB, Morgan State, 1986  
 71 **Granger, Charlie**, T, Southern, 1961  
 28 **Granger, Norm**, RB, Iowa, 1984  
 29/48 **Green, Alex**, CB, Indiana, 1987  
 61 **Green, Allen**, P/K, Mississippi, 1961  
 34 **Green, Cornell**, DB, Utah State, 1962-74  
 79 **Gregg, Forrest**, G/T, Southern Methodist, 1971  
 77 **Gregory, Bill**, DL, Wisconsin, 1971-77  
 21 **Gregory, Glynn**, WR/DB, Southern Methodist, 1961-62  
 64 **Grottkau, Bob**, G, Oregon, 1961  
 60 **Guy, Buzz**, G, Duke, 1960  
 64 **Hagen, Halvor**, C/G, Weber State, 1969-70  
 60 **Hamel, Dean**, DT, Tulsa, 1989-90  
 52 **Hansen, Wayne**, LB, Texas Wesleyan, 1960  
 50 **Harper, Dave**, LB, Humboldt St., 1990  
 43 **Harris, Cliff**, S, Ouachita, 1970-79  
 86 **Harris, Durliel**, WR, New Mexico State, 1984  
 40 **Harris, Jim**, S, Oklahoma, 1961  
 80 **Harris, Rod**, WR, Texas A&M, 1990  
 22 **Hayes, Bob**, WR, Florida A&M, 1965-74  
 33 **Hayes, Wendell**, RB, Humboldt State, 1963  
 27 **Haynes, Tommy**, S, Southern California, 1987  
 56 **Hays, Harold**, LB, Southern Mississippi, 1963-67  
 62/78 **Healy, Don**, DT, Maryland, 1960-61  
 58 **Hegman, Mike**, LB, Tennessee State, 1976-88  
 11 **Heinrich, Don**, QB, Washington, 1960  
 62/70 **Hellestrae, Dale**, DL, SMU, 1990  
 56 **Henderson, Thomas**, LB, Langston, 1975-79  
 58/50 **Hendrickson, Steve**, LB, California, 1989  
 45 **Hendrix, Manny**, CB, Utah, 1986-90  
 85 **Hendrix, Tim**, TE, Tennessee, 1987  
 72 **Herchman, Bill**, DT, Texas Tech, 1960-61  
 1 **Herrera, Efren**, K, UCLA, 1974, 1976-77  
 21 **Higgs, Mark**, RB, Kentucky, 1988  
 32 **Highsmith, Alfonso**, FB, Miami, Fla., 1990  
 31 **Hill, Bill**, CB, Rutgers, 1987  
 35 **Hill, Calvin**, RB, Yale, 1969-74  
 25 **Hill, Rod**, CB, Kentucky State, 1982-83  
 80 **Hill, Tony**, WR, Stanford, 1977-86  
 14 **Hogeboom, Gary**, QB, Central Michigan, 1980-85  
 23 **Holloway, Johnny**, CB, Kansas, 1986  
 30 **Holt, Issiac**, CB, Alcorn State, 1989-90  
 24 **Homan, Dennis**, WR, Alabama, 1968-70  
 9 **Hoopes, Mitch**, P, Arizona, 1975  
 20 **Horton, Ray**, S, Washington, 1989  
 67 **Houser, John**, C/G, Redlands, 1960-61  
 86 **Houston, Bill**, WR, Jackson State, 1974  
 21 **Howard, Carl**, CB, Rutgers, 1984  
 99 **Howard, David**, LB, Cal. St. Long Beach, 1989-90  
 81 **Howard, Percy**, WR, Austin Peay, 1975  
 87 **Howard, Ron**, TE, Seattle, 1974-75  
 54 **Howley, Chuck**, LB, West Virginia, 1961-73  
 81 **Howton, Bill**, WR, Rice, 1960-63  
 51 **Hoyem, Lynn**, C/G, Cal. St. Long Beach, 1962-63  
 42 **Hughes, Randy**, S, Oklahoma, 1975-80  
 11 **Humphrey, Buddy**, QB, Baylor, 1961  
 79 **Hunt, John**, G/T, Florida, 1984  
 34 **Hunter, Monty**, S, Salem, 1982  
 52/58 **Hurd, Jeff**, LB, Kansas State, 1987  
 40 **Hurt, Eric**, CB, Cal. State San Jose, 1980  
 66 **Husmann, Ed**, DT, Nebraska, 1960  
 59 **Hutcherson, Ken**, LB, Livingstone State, 1974  
 57/55 **Huther, Bruce**, LB, New Hampshire, 1977-80, 1983  
 88 **Irvin, Michael**, WR, Miami, Fla., 1988-90  
 60 **Isbell, Joe Bob**, G, Houston, 1962-65

- 32 Jackson, Tim, S, Nebraska, 1989  
 53 Jax, Garth, LB, Florida State, 1986-88  
 77 Jeffcoat, Jim, DE, Arizona State, 1983-90  
 84 Jennings, Keith, TE, Clemson, 1989  
 37 Jensen, Jim, RB, Iowa, 1976  
 86 Johnson, Butch, WR, Calif.-Riverside, 1976-83  
 23 Johnson, Mike, CB, Kansas, 1966-69  
 64 Johnson, Mitch, G, UCLA, 1965  
 29 Johnson, Udra, RB, West Virginia, 1989  
 91 Johnson, Walter, DT, Pittsburgh, 1987  
 48 Johnston, Daryl, FB, Syracuse, 1989-90  
 51 Jones, Dale, LB, Tennessee, 1987  
 39 Jones, E.J., RB, Kansas, 1987  
 72 Jones, Ed, DE, Tennessee State, 1974-78, 1980-89  
 23 Jones, James, RB, Mississippi State, 1980-82, 1984-85  
 97 Jones, Jimmie, DL, Miami, Fla., 1990  
 55 Jordan, Lee Roy, LB, Alabama, 1963-76  
 57 Keller, Mike, LB, Michigan, 1972  
 68 Ker, Crawford, G, Florida, 1985-90  
 60 Killian, Gene, G, Tennessee, 1974  
 60 Kliner, Steve, LB, Tennessee, 1970  
 57 King, Angelo, LB, South Carolina State, 1981-83  
 73 Kitson, Syd, G, Wake Forest, 1984  
 79 Klein, Dick, T, Iowa, 1960  
 35 Kowalczyk, Walt, RB, Michigan State, 1960  
 67 Kupp, Jake, G, Washington, 1964-65  
 25 Kyle, Aaron, CB, Wyoming, 1976-79  
 35 Laidlaw, Scott, RB, Stanford, 1975-79  
 15 Laufenberg, Babe, QB, Indiana, 1989-90  
 29 Lavette, Robert, RB, Georgia Tech, 1985-87  
 66 Lawless, Burton, G, Florida, 1975-79  
 14 LeBaron, Eddie, QB, Pacific, 1960-63  
 25 Lewis, D. D., LB, Mississippi State, 1968, 1970-81  
 50 Lewis, Woodley, WR, Oregon, 1960  
 64/67 Lilja, George, C, Michigan, 1987  
 74 Lilly, Bob, DL, Texas Christian, 1961-74  
 97 Lilly, Kevin, DT, Tulsa, 1989  
 72/64 Liscio, Tony, T, Tulsa, 1963-64, 1966-71  
 20 Livingston, Bruce, DB, Arkansas State, 1987  
 41 Livingston, Warren, CB, Arizona, 1961-66  
 35 Lockett, J. W., RB, Central Oklahoma, 1961-62  
 56 Lockhart, Eugene, LB, Houston, 1984-90  
 25 Logan, Obert, S, Trinity, Tex., 1965-66  
 56 Long, Bob, LB, UCLA, 1962  
 19 Longley, Clint, QB, Abilene Christian, 1974-75  
 18 Lothridge, Billy, P/QB, Georgia Tech, 1964  
 47 Maegle, Dick, S, Rice, 1961  
 51 Manders, Dave, C, Michigan State, 1964-66, 1968-74  
 27 Manning, Wade, CB, Ohio State, 1979  
 31 Marsh, Amos, RB, Oregon State, 1961-64  
 79 Martin, Harvey, DE, East Texas State, 1973-83  
 83 Martin, Kelvin, WR, Boston College, 1987-90  
 25 Mathews, Ray, WR, Clemson, 1960  
 70 McCreary, Bob, T, Wake Forest, 1961  
 80 McDaniels, David, WR, Mississippi Valley, 1968  
 14 McDonald, Paul, QB, Southern California, 1986-87  
 25 McDonald, Tommy, WR, Oklahoma, 1964  
 42 McIlhenny, Don, RB, Southern Methodist, 1960-61  
 85 McKinnon, Dennis, WR, Florida St., 1990  
 52 McLean, Scott, LB, Florida State, 1983  
 35 McSwain, Chuck, RB, Clemson, 1983-84  
 70 Memmelaar, Dale, G, Wyoming, 1962-63  
 17 Meredith, Don, QB, Southern Methodist, 1960-68  
 78 Meyers, John, DT, Washington, 1962-63  
 3 Miller, Jim, P, Mississippi, 1983-84  
 34 Mitchell, Aaron, CB, Nevada-Las Vegas, 1979-80  
 23 Montgomery, Mike, RB/WR, Kansas State, 1972-73  
 24 Mooty, Jim, CB, Arkansas, 1960  
 37 Morgan, Dennis, RB, Western Illinois, 1974  
 14 Morton, Craig, QB, California, 1965-74  
 80 Murchison, Oia Lee, WR, Pacific, 1961  
 73 Neely, Ralph, G/T, Oklahoma, 1965-77  
 44 Newhouse, Robert, FB, Houston, 1972-83  
 30 Newsome, Timmy, RB, Winston-Salem, 1980-88  
 67/61 Newton, Nate, OL, Florida A&M, 1986-90  
 76 Niland, John, G, Iowa, 1966-74  
 25 Nolan, Dick, S, Maryland, 1962  
 73 Noonan, Danny, DL, Nebraska, 1987-90  
 84 Norman, Pettis, TE, J. C. Smith, 1962-70  
 25 Norton, Jerry, S, Southern Methodist, 1962  
 51 Norton, Ken, LB, UCLA, 1988-90  
 84 Novacek, Jay, TE, Wyoming, 1990  
 76 Nutting, Ed, T, Georgia Tech, 1963  
 61 Nye, Blaine, G, Stanford, 1968-76  
 62 Oswald, Paul, G, Kansas, 1988  
 76 Otto, Bob, DL, Idaho State, 1986  
 20 Overton, Jerry, S, Utah, 1963  
 31 Owens, Billy, DB, Pittsburgh, 1988  
 26 Palmer, Paul, RB, Temple, 1989  
 21 Parks, Billy, WR, Cal. St. Long Beach, 1972  
 56 Patera, Jack, LB, Oregon, 1960-61  
 88 Pearson, Drew, WR, Tulsa, 1973-83  
 26 Pearson, Preston, RB, Illinois, 1975-80  
 16 Pelluer, Steve, QB, Washington, 1984-88  
 59 Penn, Jesse, LB, Virginia Tech, 1985-87  
 22 Peoples, George, RB, Auburn, 1982  
 33 Percival, Mac, K, Texas Tech, 1967  
 43 Perkins, Don, RB, New Mexico, 1961-68  
 92 Perkins, Ray, DE, Virginia, 1987  
 39 Perryman, Robert, FB, Michigan, 1990  
 65 Petersen, Kurt, G, Missouri, 1980-85  
 58 Peterson, Calvin, LB, UCLA, 1974-75  
 81 Phillips, Kirk, WR, Tulsa, 1984  
 33 Pinder, Cyril, RB, Illinois, 1973  
 73 Ploeger, Kurt, DL, Gustavus Adolphus, 1986  
 62 Polombo, Lance, K, Southwest Louisiana, 1963  
 97 Ponder, David, DT, Florida State, 1985  
 86 Porterfield, Garry, DE, Tulsa, 1965  
 81 Powe, Karl, WR, Alabama State, 1985-86  
 75 Pozderac, Phil, T, Notre Dame, 1982-87  
 75 Pugh, Jethro, DT, Elizabeth City, 1965-78  
 61 Putnam, Duane, G, Pacific, 1960  
 64 Rafferty, Tom, G/C, Penn State, 1976-89  
 60 Randall, Tom, G, Iowa State, 1978  
 88 Randle, Sonny, WR, Virginia, 1968  
 82 Reese, Beasley, CB/WR, North Texas, 1976  
 68 Reese, Guy, DT, Southern Methodist, 1962-63  
 30 Reeves, Dan, RB/QB, South Carolina, 1965-72  
 20 Rentro, Mel, DB/RB, Oregon, 1964-77  
 82 Rentro, Mike, WR, Texas Christian, 1984-87  
 19 Rentzel, Lance, WR, Oklahoma, 1967-70  
 13 Rhome, Jerry, QB, Tulsa, 1965-68  
 83 Richards, Golden, WR, Hawaii, 1973-78  
 70 Richards, Howard, G/T, Missouri, 1981-86  
 31 Richardson, Gloster, WR, Jackson State, 1971  
 88 Ridgway, Colin, P/K, Lamar Tech, 1965  
 42 Riddon, Jim, S, Syracuse, 1963-64  
 12 Roach, John, QB, Southern Methodist, 1964  
 45 Robinson, Larry, RB, Tennessee, 1973  
 56 Roe, Bill, LB, Colorado, 1980  
 50 Rohrer, Jeff, LB, Yale, 1982-87  
 88 Rucker, Reggie, WR, Boston University, 1970-71  
 9 Ruzek, Roger, K, Weber State, 1987-89



- 87 Saldi, Jay, TE, South Carolina, 1976-82  
 89 Salonen, Brian, TE/LB, Montana, 1984-85  
 70 Sandeman, Bill, DT, Pacific, 1966  
 29 Sargent, Broderick, FB, Baylor, 1989  
 8 Sawyer, Buzz, P, Baylor, 1987  
 4 Saxon, Mike, P, San Diego St., 1985-90  
 7 Schaum, Greg, DE, Michigan State, 1976  
 65 Schoenke, Ray, T, Southern Methodist, 1963-64  
 66 Schultz, Chris, T, Arizona, 1983, 1985  
 47 Scott, Chuck, WR, Vanderbilt, 1987  
 68 Scott, Herb, G, Virginia Union, 1975-84  
 35 Scott, Kevin, RB, Stanford, 1989  
 52 Scott, Sean, LB, Maryland, 1988  
 22 Scott, Victor, DB, Colorado, 1984-88  
 10 Secules, Scott, QB, Virginia, 1988  
 88 Sellers, Ron, WR, Florida State, 1972  
 1 Septien, Rafael, K, Southwest Louisiana, 1978-86  
 94/53 Shannon, Randy, LB, Miami, Fla., 1989-90  
 52 Shaw, Robert, C, Tennessee, 1979-81  
 67 Shearin, Joe, C, Texas, 1987  
 87 Shepard, Derrick, WR, Oklahoma, 1989-90  
 86 Sherrer, Dave, P, Southern Methodist, 1960  
 86 Sherrard, Mike, WR, UCLA, 1986  
 63 Shields, Joe, OL, Portland State, 1987  
 46/25 Shy, Les, RB, Cal. St. Long Beach, 1966-69  
 82 Simmons, Cleo, TE, Jackson State, 1983  
 52 Simmons, Dave, LB, Georgia Tech, 1968  
 53 Simmons, Victor, LB, Central State, Ohio, 1987  
 65 Slaton, Tony, G, Southern Cal., 1990  
 42 Smagala, Stan, DB, Notre Dame, 1990  
 60 Smerek, Don, DL, Nevada-Reno, 1981-87  
 75/79 Smith, Daryle, T, Tennessee, 1987-88  
 22 Smith, Emmitt, RB, Florida, 1990  
 24 Smith, J. D., RB, No. Carolina A&T, 1965-66  
 81 Smith, Jackie, TE, Northwest Louisiana, 1978  
 64 Smith, Jim Ray, G/T, Baylor, 1963-64  
 67 Smith, Sean, DT, Grambling, 1989  
 33 Smith, Timmy, RB, Texas Tech, 1990  
 85 Smith, Tody, DL, Southern California, 1971-72  
 57 Smith, Vinson, LB, East Carolina, 1990  
 86 Smith, Waddell, WR, Kansas, 1984  
 18 Snyder, Loren, QB, Northern Colorado, 1987  
 54 Solomon, Jesse, LB, Florida State, 1989-90  
 46 Solomon, Roland, S, Utah, 1980  
 80 Splvey, Sebron, WR, Southern Illinois, 1987  
 50 Spradlin, Danny, LB, Tennessee, 1981-82  
 22 Springs, Ron, RB, Ohio State, 1979-84  
 65 Stalls, Dave, DE, Northern Colorado, 1977-79  
 12 Staubach, Roger, QB, Navy, 1969-79  
 81/82 Steele, Robert, WR, Northern Alabama, 1978  
 79/77 Stephens, Larry, DE, Texas, 1963-67  
 70/53 Stepnoski, Mark, G/C, Pittsburgh, 1989-90  
 28 Stewart, Curtis, RB, Auburn, 1989  
 40 Stiger, Jim, RB, Washington, 1963-65  
 56 Stincic, Tom, LB, Michigan, 1969-71  
 31 Stokes, Sim, WR, Northern Colorado, 1967  
 18 Stoudt, Cliff, QB, Youngstown St., 1990  
 82 Stowe, Otto, WR, Iowa State, 1973  
 96 Stubbs, Daniel, DE, Miami, Fla., 1990  
 40 Strayhorn, Les, RB, East Carolina, 1973-74  
 87 Stynchula, Andy, DE, Penn State, 1968  
 51/57 Swan, Russ, LB, Virginia, 1987  
 19 Sweeney, Kevin, QB, Cal. St. Fresno, 1987-88  
 71/72 Talbert, Don, DE/OT, Texas, 1962, 1965, 1971  
 25 Tautalatasi, Junior, RB, Washington State, 1989  
 27 Thomas, Bill, RB, Boston College, 1972  
 33 Thomas, Duane, RB, West Texas State, 1970-71  
 37 Thomas, Ike, CB, Bishop, 1971  
 67 Thompson, Broderick, G, Kansas, 1985  
 77 Thornton, Bruce, DL, Illinois, 1979-81  
 32 Thurman, Dennis, DB, Southern California, 1978-85  
 59 Timmer, Kirk, LB, Montana State, 1987  
 98 Tippins, Ken, LB, Middle Tennessee St., 1989  
 63 Titensor, Glen, G, Brigham Young, 1981-86, 1988  
 62/92 Tolbert, Tony, DL, Texas-El Paso, 1989-90  
 67 Toomay, Pat, DE, Vanderbilt, 1970-74  
 71 Townes, Willie, DE, Tulsa, 1966-68  
 87 Truax, Billy, TE, Louisiana State, 1971-73  
 50 Tubbs, Jerry, LB, Oklahoma, 1960-67  
 71 Tuinei, Mark, OT/DL, Hawaii, 1983-90  
 57 Turner, Jimmie, LB, Presbyterian, 1984  
 30 Van Raaphorst, K, Ohio State, 1964  
 11 Villanueva, Danny, P/K, New Mexico State, 1965-67  
 95 Walen, Mark, DT, UCLA, 1987-88  
 67 Walker, Gary, OL, Boston University, 1987  
 34 Walker, Herschel, RB, Georgia, 1986-89  
 57 Walker, Louie, LB, Colorado State, 1974  
 57 Walker, Malcolm, C, Rice, 1966-69  
 71 Wallace, Rodney, G/T, New Mexico, 1971-73  
 24 Walls, Everson, CB, Grambling, 1981-89  
 3 Walsh, Steve, QB, Miami, Fla., 1989-90  
 59 Walter, Mike, LB, Oregon, 1983  
 78 Walton, Bruce, G, UCLA, 1973-75  
 5 Warren, John, P, Tennessee, 1983-84  
 37 Washington, James, S, UCLA, 1990  
 46 Washington, Mark, CB, Morgan State, 1970-78  
 41 Waters, Charlie, DB, Clemson, 1970-78, 1980-81  
 94 Watts, Randy, DE, Catawba, 1987  
 33 Wayt, Russell, LB, Rice, 1965  
 42 Welch, Claxton, RB, Oregon, 1969-71  
 66 Wells, Norm, G, Northwestern, 1980  
 65 Westberry, Gary, C, Hampton, 1987  
 65/70 White, Bob, OL, Rhode Island, 1987-89  
 11 White, Danny, QB/P, Arizona State, 1976-88  
 37 White, Gerald, FB, Michigan, 1987  
 54 White, Randy, DT/LB, Maryland, 1975-88  
 42 Whitfield, A.D., RB, North Texas, 1965  
 53 Whittingham, Fred, LB, Cal. Poly SLO, 1969  
 12/10 Wildy, Ron, P, Tennessee, 1968-71  
 78 Widell, Dave, T, Boston College, 1988-89  
 65 Wilbur, John, T, Stanford, 1966-69  
 36 Williams, Joe, RB, Wyoming, 1971  
 38 Williams, John, FB, Wisconsin, 1985  
 23 Williams, Robert, CB, Baylor, 1987-90  
 1 Willis, Ken, K, Kentucky, 1990  
 98 Willis, Mitch, DT, SMU, 1990  
 81/45 Wilson, Steve, WR/CB, Howard, 1979-81  
 84 Wisener, Gary, WR, Baylor, 1960  
 45 Woolsey, Rolly, DB, Boise State, 1975  
 81 Wright, Alexander, WR, Auburn, 1990  
 15 Wright, Brad, QB, New Mexico, 1982  
 41 Wright, Charles, DB, Tulsa, 1988  
 85/70 Wright, Rayfield, TE/T, Fort Valley State, 1967-79  
 73 Wright, Steve, T, Northern Iowa, 1981-82  
 78 Youmans, Maury, DE, Syracuse, 1964-65  
 30 Young, Charles, RB, No. Carolina State, 1974-76  
 6 Zendejas, Luis, K, Arizona State, 1987-89  
 62 Zentic, Mike, C, Oklahoma State, 1987  
 76 Zimmerman, Jeff, G, Florida, 1987-90

## Cowboys Honors

## PRO BOWL

- 1960 — Jim Doran, WR (1st appearance).  
 1961 — Dick Bielski, TE (1); Don Perkins, RB (1).  
 1962 — Don Bishop, CB (1); Eddie LeBaron, QB (1); Bob Lilly, DE (1); Don Perkins, RB (2); Jerry Tubbs, LB (1).  
 1963 — Sam Baker, K (1); Lee Folkins, TE (1); Don Perkins, RB (3).  
 1964 — Bob Lilly, DT (2); Mel Renfro, S (1).  
 1965 — Cornell Green, CB (1); Mel Renfro, S (2); Chuck Howley, LB (1); George Andrie, DE (1); Bob Lilly, DT (3); Bob Hayes, WR (1).  
 1966 — George Andrie, DE (2); Cornell Green, CB (2); Bob Hayes, WR (2); Chuck Howley, LB (2); Bob Lilly, DT (4); Dave Manders, C (1); Don Meredith, QB (1); Don Perkins, RB (4); Mel Renfro, S (3).  
 1967 — George Andrie, DE (3); Cornell Green, CB (3); Bob Hayes, WR (3); Chuck Howley, LB (3); Lee Roy Jordan, LB (1); Bob Lilly, DT (5); Ralph Neely, T (1); Don Perkins, RB (5); Mel Renfro, S (4).  
 1968 — George Andrie, DE (4); Chuck Howley, LB (4); Lee Roy Jordan, LB (2); Bob Lilly, DT (6); Don Meredith, QB (2); John Niland, G (1); Don Perkins, RB (6); Mel Renfro, S (5).  
 1969 — George Andrie, DE (5); Calvin Hill, RB (1); Chuck Howley, LB (5); Lee Roy Jordan, LB (3); Bob Lilly, DT (7); Ralph Neely, T (2); John Niland, G (2); Mel Renfro, S (6).  
 1970 — Bob Lilly, DT (8); John Niland, G (3); Mel Renfro, CB (7).  
 1971 — Bob Lilly, DT (9); John Niland, G (4); Mel Renfro, CB (8); Cornell Green, S (4); Rayfield Wright, T (1); Roger Staubach, QB (1); Ron Widby, P (1); Chuck Howley, LB (6); Duane Thomas (1, injured).  
 1972 — Bob Lilly, DT (10, injured); Mel Renfro, CB (9); Cornell Green, S (5); John Niland, G (5); Calvin Hill, RB (2); Rayfield Wright, T (2); Walt Garrison, RB (1).  
 1973 — Mel Renfro, CB (10); John Niland, G (6); Rayfield Wright, T (3); Bob Lilly, DT (11, injured); Lee Roy Jordan, LB (4, injured); Calvin Hill, RB (3, injured).  
 1974 — Lee Roy Jordan, LB (5); Rayfield Wright, T (4); Calvin Hill, RB (4); Cliff Harris, S (1); Blaine Nye, G (1); Drew Pearson, WR (1).  
 1975 — Cliff Harris, S (2); Rayfield Wright, T (5).  
 1976 — Billy Joe DuPree, TE (1); Cliff Harris, S (3); Harvey Martin, DE (1); Blaine Nye, G (2); Drew Pearson, WR (2); Roger Staubach, QB (2); Charlie Waters, S (1); Rayfield Wright, T (6).  
 1977 — Billy Joe DuPree, TE (2); Cliff Harris, S (4); Efen Herrera, K (1); Harvey Martin, DE (2); Drew Pearson, WR (3); Roger Staubach, QB (3, injured); Charlie Waters, S (2); Randy White, DT (1).  
 1978 — Tony Dorsett, RB (1); Billy Joe DuPree, TE (3); Cliff Harris, S (5); Thomas Henderson, LB (1); Tony Hill, WR (1); Harvey Martin, DE (3, injured); Roger Staubach, QB (4); Charlie Waters, S (3); Randy White, DT (2, injured).  
 1979 — Bob Breunig, LB (1); Pat Donovan, T (1); Cliff Harris, S (6); Tony Hill WR (2); Harvey Martin, DE (4); Herbert Scott, G (1); Roger Staubach, QB (5); Randy White, DT (3).  
 1980 — Bob Breunig, LB (2); Pat Donovan, T (2); Herbert Scott, G (2); Randy White, DT (4).  
 1981 — Tony Dorsett, RB (2); Pat Donovan, T (3); Ed Jones, DE (1); Herbert Scott, G (3); Rafael Septien, K (1); Everson Walls, CB (1); Randy White, DT (5).  
 1982 — Bob Breunig, LB (3); Pat Donovan, T (4); Tony Dorsett, RB (3); Ed Jones, DE (2); Everson Walls, CB (2); Danny White, QB (1); Randy White, DT (6).  
 1983 — Doug Cosbie, TE (1); Tony Dorsett, RB (4); Ed Jones, DE (3); Everson Walls, CB (3); Randy White, DT (7).  
 1984 — Bill Bates, S (1); Doug Cosbie, TE (2); Randy White, DT (8).  
 1985 — Doug Cosbie, TE (3); Tony Hill, WR (3); Everson Walls, CB (4); Randy White, DT (9).  
 1987 — Herschel Walker, RB (1).  
 1988 — Herschel Walker, RB (2).  
 1990 — Emmitt Smith, RB (1).

## ALL-PRO

- 1962 — Don Perkins, RB (1), (AP, NEA); Jerry Tubbs, LB (1), (Sporting News).  
 1963 — Chuck Howley, LB (1), (Sporting News).  
 1964 — Frank Clarke, TE-WR (1), (AP); Bob Lilly, DT (1), (AP, UPI, NEA); Jim Ridlon, DB (1), (Sporting News).  
 1965 — Bob Lilly, DT (2), (AP, UPI, NEA, Sporting News); Mel Renfro, S (1), (NEA, Sporting News); Bob Hayes, WR (1), (Sporting News).

- 1966 — Bob Hayes, WR (2), (AP, UPI, NEA, Sporting News); Bob Lilly, DT (3), (AP, UPI, NEA, Sporting News); Chuck Howley, LB (2), (AP, UPI, NEA); Cornell Green, CB (1), (AP, NEA, Sporting News); Dan Reeves, RB (1), (Sporting News); Ralph Neely, T (1), (Sporting News); Lee Roy Jordan, LB (1), (Sporting News).
- 1967 — George Andrie, DE (1), (Sporting News); Cornell Green CB (2), (NEA, UPI, AP, Sporting News); Bob Hayes, WR (3), (Sporting News); Chuck Howley, LB (3), (AP, Sporting News); Bob Lilly, DT (4), (NEA, UPI, AP, Sporting News); Ralph Neely, T (2), (UPI, AP, Sporting News); Mel Renfro, S (2), (Sporting News).
- 1968 — Cornell Green, CB (3), (NEA); Bob Hayes, WR (4), (AP); Chuck Howley, LB (4), (AP, NEA); Bob Lilly, DT (5), (AP, UPI, NEA); Ralph Neely, T (3), (AP, UPI, NEA).
- 1969 — Cornell Green, CB (4), (UPI); Calvin Hill, RB (1), (AP, UPI); Chuck Howley, LB (5), (AP, UPI, NEA); Bob Lilly, DT (6), (AP, NEA); Ralph Neely, T (4), (AP, UPI, NEA); John Niland, G (1), (AP); Mel Renfro, S (3), (NEA).
- 1970 — Chuck Howley, LB (6), (PFWA, AP).
- 1971 — Bob Lilly, DT (7), (AP, PFWA, NEA); Mel Renfro, CB (4), (NEA); John Niland, G (2), (AP, PFWA); Rayfield Wright, T (1), (AP, PFWA).
- 1972 — Rayfield Wright, T (2), (PFWA, AP, UPI, NEA); John Niland, G (3), (AP); Blaine Nye, G (1), (NEA).
- 1973 — Mel Renfro, CB (5); (NEA, PFWA); Rayfield Wright, T (3), (AP, PFWA); Lee Roy Jordan, LB (2), (NEA, PFWA); Calvin Hill, RB (2), (PFWA).
- 1974 — Drew Pearson, WR (1), (AP, PFWA).
- 1975 — Cliff Harris, S (1), (NEA); Rayfield Wright, T (4), (NEA).
- 1976 — Cliff Harris, S (2), (AP, NEA, PFWA); Drew Pearson, WR (2), (AP, PFWA).
- 1977 — Cliff Harris, S (3); (AP, NEA, PFWA); Efen Herrera, K (1), (AP, NEA, PFWA); Harvey Martin, DE (1), (AP, NEA, PFWA); Drew Pearson, WR (3), (AP, NEA, PFWA); Charlie Waters, S (1), (PFWA).
- 1978 — Cliff Harris, S (4), (AP, PFWA); Charlie Waters, S (2), (NEA, PFWA); Randy White, DT (1), (AP, NEA, PFWA).
- 1979 — Randy White, DT (2), (AP, NEA, PFWA).
- 1980 — Herbert Scott, G (1), (AP, NEA); Randy White, DT (3), (NEA, PFWA).
- 1981 — Tony Dorsett, RB (1), (AP, NEA, PFWA); Ed Jones, DT (1), (NEA); Herbert Scott, G (2), (AP); Rafael Septien, K (1), (AP, PFWA); Randy White, DT (4), (AP, NEA, PFWA).
- 1982 — Ed Jones, DE (2), (AP); Everson Walls, CB (1), (PFWA); Randy White, DT (5), (AP, PFWA, NEA).
- 1983 — Everson Walls, CB (2), (AP); Randy White, DT (6), (AP, PFWA).
- 1984 — Michael Downs, S (1), (PFWA); Randy White, DT (7), (AP, NEA, PFWA).
- 1985 — Everson Walls, CB (3), (PFWA); Randy White, DT (8), (AP, NEA).
- 1989 — Eugene Lockhart, LB (1), (Sporting News).

## COWBOYS ALL-TIME COLLEGE ROSTER

Abilene Christian 1; Alabama 3; Alabama State 1; Albany St. 1; Alcorn State 1; Amherst 1; Appalachian State 1  
 Arizona 6; Arizona State 5; Arkansas 2; Arkansas Tech 1; Auburn 7; Austin College 1; Austin Peay 1; Baylor 10  
 Bethune-Cookman 1; Bishop 1; Boise State 1; Boston College 5; Boston University 2; Brigham Young 1; Cal Poly  
 SLO 1; Cal. St. Long Beach 4; Cal. St. Fresno 1; Cal. State Sacramento 1; Cal. State San Jose 2; Calif.-Riverside  
 1; California 2; Catawba 1; CCLA 1; Central Arkansas 1; Central Florida 1; Central Michigan 1; Central Oklahoma  
 1; Central State, Ohio 1; Chattanooga 1; Clemson 6; Colorado 4; Colorado State 1; Dayton 1; Duke 2; East  
 Carolina 2; East Texas State 1; Eastern Illinois 1; Elizabeth City 1; Florida 7; Florida A&M 3; Florida State 7; Fort  
 Valley State 1;

Georgia 1; Georgia Tech 6; Grambling 2; Gustavus Adolphus 1; Hampton 1; Hawaii 5; Heidelberg 1; Henderson  
 J.C. 1; Holy Cross 1; Houston 7; Howard 1; Humboldt State 2; Idaho State 1; Illinois 3; Indiana 3; Iowa 4; Iowa  
 State 3; J.C. Smith 1; Jackson State 3; Jacksonville State 1; Kansas 6; Kansas State 2; Kentucky 5; Kentucky  
 State 2; Kutztown State 1; Lamar Tech 1; Langston 1; Liberty 1; Livingston State 1; Louisiana State 2; Marquette  
 2; Maryland 6; Massachusetts 1; Miami, Fla. 7; Michigan 6; Michigan State 8; Middle Tennessee State 1; Min-  
 nesota 1; Mississippi 4; Mississippi State 3; Mississippi Valley 1; Missouri 3; Montana 1; Montana State 2;  
 Morgan State 2; Navy 1; Nebraska 4; Nevada-Las Vegas 2; Nevada-Reno 1; New Hampshire 1; New Mexico 4;  
 New Mexico State 2; North Carolina 1; North Carolina A&T 2; North Carolina State 3; North Texas 2;

Northern Alabama 1; Northern Colorado 3; Northern Iowa 1; Northwest Louisiana 1; Northwestern 4; Notre  
 Dame 3; Ohio State 4; Oklahoma 8; Oklahoma State 2; Oregon 7; Oregon State 2; Ouachita 1; Pacific 5; Pacific,  
 Ore. 1; Penn State 2; Pennsylvania 6; Pittsburgh 6; Portland State 1; Prairie View 1; Presbyterian 1; Purdue 1;  
 Redlands 1; Rhode Island 1; Rice 8; Rutgers 2; Salem 1; San Diego State 2; Santa Clara 2; Savannah State 1;  
 Seattle 1; South Carolina 2; South Carolina State 2; Southern 3; Southern California 9; Southern Illinois 2;  
 Southern Methodist 12;

Southern Mississippi 3; Southwest Louisiana 2; Stanford 8; Stephen F. Austin 1; Syracuse 4; Taylor 1; Temple  
 2; Tennessee 12; Tennessee State 3; Texas 6; Texas A&M 6; Texas Christian 4; Texas Tech 3; Texas Wesleyan  
 1; Texas-El Paso 1; Trinity, Tex. 1; Tulsa 9; UCLA 10; Utah 6; Utah State 3; Vanderbilt 3; Vienna, Austria 1;  
 Villanova 1; Virginia 5; Virginia Tech 1; Virginia Union 1; Wake Forest 3; Washington 9; Washington State 1;  
 Weber State 2; West Texas State 1; West Virginia 2; Western Illinois 1; Winston-Salem 1; Wisconsin 2; Wyoming  
 4; Yale 2; Youngstown State 1.



## Cowboys All-Time Draft

## 1961

## (Drafted 2nd)

1. **(A) NO CHOICE**  
Choice traded along with sixth choice to Washington for ED-DIE LeBARON.
1. **(B) BOB LILLY**  
DT, TCU, 6-5, 242 - Choice from Cleveland for first round pick in 1962.
2. E.J. HOLUB  
LB, Texas Tech, 6-4, 218 (went to AFL).
3. STEW BARBER  
G, Penn State, 6-3, 230 (went to AFL).
4. **SONNY DAVIS**  
WR, Baylor, 6-2, 210.
5. **NO CHOICE**  
Choice traded to San Francisco for GENE BABB.
6. **NO CHOICE**  
Choice traded, along with first choice, to Washington for LeBARON.
7. ART GILMORE  
HB, Oregon State, 6-0, 200.
8. **DON TALBERT\***  
T, Texas, 6-5, 220.
9. **GLYNN GREGORY**  
HB, SMU, 6-2, 195.
10. **NO CHOICE**  
Choice traded to Green Bay for FRED CONE.
11. NORRIS STEVENSON  
HB, Missouri, 6-1, 205.
12. LOWNDES SHINGLER  
QB, Clemson, 6-1, 205.
13. DON GOODMAN  
HB, Florida, 6-0, 200.
14. BILL SHAW  
G, Georgia Tech, 6-3, 222 (went to AFL).
15. JULIUS VARNADO  
T, San Francisco State, 6-4, 220, (went to AFL).
16. JERRY STEFFEN  
HB, Colorado, 6-0, 190.
17. EVERETT CLOUD  
HB, Maryland, 6-0, 190.
18. RANDY WILLIAMS  
HB, Indiana, 6-3, 208.
19. **LYNN HOYEM\***  
C, Long Beach State, 6-4, 225.
20. JERRY MORGAN  
QB, Iowa State, 6-3, 195.

## 1962

## (Drafted 4th)

1. **NO CHOICE**  
Choice traded to Cleveland for first round pick in 1961 when Cowboys picked BOB LILLY.
2. **SONNY GIBBS\***  
QB, TCU, 6-7, 225.
3. **(A) NO CHOICE**  
Choice to Chicago for DON MEREDITH.
3. **(B) BOBBY PLUMMER**  
G, TCU, 6-2, 235 - Choice from Cleveland for DUANE PUTNAM.
4. **NO CHOICE**  
Choice to San Francisco for BILL HERCHMAN.
5. **NO CHOICE**  
Choice to Los Angeles for JIMMY HARRIS.
6. **(A) DONNIE DAVIS**  
TE, Southern University, 6-2, 235.
6. **(B) GEORGE ANDRIE**  
DE, Marquette, 6-7, 247 - Choice and ALLEN GREEN from New York for FRED DUGAN.
7. **NO CHOICE**  
Choice to Los Angeles for JOHN HOUSER.
8. KEN TUREAUD  
RB, Michigan, 6-1, 198.
9. **NO CHOICE**  
Choice to Baltimore for DON PERKINS.
10. JOHN M. LONGMEYER  
G, Southern Illinois, 6-3, 230.
11. LARRY HUDAS  
WR, Michigan St., 6-4, 208.
12. **NO CHOICE**  
Choice to Green Bay for STEVE MEILINGER.
13. ROBERT MOSES  
TE, Texas, 6-3, 211.
14. **HAROLD HAYS\***  
G, Southern Mississippi, 6-3, 218.
15. **GUY REESE**  
T, SMU, 6-5, 238.
16. ROBERT JOHNSTON  
T, Rice, 6-4, 215.
17. RAY JACOBS  
DT, Howard Payne, 6-3, 265 (went to AFL).
18. **DAVE CLOUTIER\***  
RB, Maine, 6-0, 195 (went to AFL).

19. PAUL HOLMES  
T, Georgia, 6-5, 220.
20. **AMOS BULLOCKS**  
RB, Southern Illinois, 6-1, 197.

## 1963

## (Drafted 6th)

1. **LEE ROY JORDAN**  
LB, Alabama, 6-2, 210.
2. **NO CHOICE**  
Choice traded, along with ninth choice, to Chicago for CHUCK HOWLEY.
3. JIM PRICE  
LB, Auburn, 6-3, 225.
4. **WHALEY HALL\***  
G, Mississippi, 6-3, 230.
5. **NO CHOICE**  
Choice traded to New York for DICK NOLAN.
6. **NO CHOICE**  
Choice traded to Green Bay for JOHN SUTRO.
7. MARV CLOTHIER  
G, Kansas, 6-4, 220.
8. **NO CHOICE**  
Choice traded to Green Bay for LEE FOLKINS.
9. **NO CHOICE**  
Choice traded to Chicago.
10. ROD SCHEYER  
T, Washington, 6-2, 220.
11. **RAY SCHOENKE**  
C, SMU, 6-3, 225.
12. BILL PERKINS  
FB, Iowa, 6-2, 218.
13. PAUL WICKER\*  
T, Fresno State, 6-5, 248.
14. LOU CIOCI  
LB, Boston College, 6-2, 225.
15. **JERRY OVERTON**  
WR, Utah, 6-2, 192.
16. DENNIS GOLDEN  
T, Holy Cross, 6-4, 235.
17. ERNEST PARKS\*  
G, McMurry, 6-4, 230 (went to AFL).
18. **BILL FRANK**  
T, Colorado, 6-4, 250.
19. **JIM STIGER**  
RB, Washington, 5-11, 195.
20. TOMMY LUCAS  
TE, Texas, 6-3, 218.

## 1964

## (Drafted 4th)

1. SCOTT APPLETON  
DT, Texas, 6-3, 240.

2. **MEL RENFRO**  
DB, Oregon, 6-0, 195.
3. **NO CHOICE**  
Choice traded to Los Angeles for BOB LONG and JOHN MEYERS.
4. **PERRY LEE DUNN**  
DB, Mississippi, 6-2, 205.
5. **NO CHOICE**  
Choice traded to Green Bay for GARY BARNES.
6. **(A) BILLY LOTHBRIDGE**  
K-DB, Georgia Tech, 6-1, 188.
6. **(B) JIM CURRY**  
WR, Cincinnati, 6-4, 215 - Choice from Cleveland for ANDY CVERCKO.
6. **(C) JIMMY EVANS**  
WR, Texas Western, 6-1, 194 - Choice from Green Bay for JERRY NORTON.
7. **BOB HAYES\***  
WR, Florida A&M, 5-11, 189.
8. **AL GEVERINK**  
RB, UCLA, 6-2, 190.
9. **JAKE KUPP**  
G, Washington, 6-3, 215.
10. **ROGER STAUBACH\***  
QB, Navy, 6-2, 190.
11. **BOBBY CRENSHAW**  
G, Baylor, 6-3, 230 (went to AFL).
12. **JOHNNY NORMAN**  
WR, Northwestern Louisiana, 6-1, 185.
13. **JERRY RHOME\***  
QB, Tulsa, 6-0, 185.
14. **JIM WORDEN**  
LB, Wittenberg, 6-1, 230.
15. **BILL VAN BURKLEO**  
WR, Tulsa, 5-11, 185.
16. **PAUL CERCEL**  
C, Pittsburgh, 6-2, 222.
17. **HARRY ABELL\***  
LB, Missouri, 6-3, 212 (went to AFL).
18. **NO SELECTION**  
Player chosen not eligible.
19. **H.D. MURPHY**  
DB, Oregon, 6-0, 190.
20. **JOHN HUGHES**  
LB, SMU, 6-2, 220.

**1965**

(Drafted 6th)

1. **CRAIG MORTON**  
QB, California, 6-4, 215.
2. **MALCOLM WALKER**  
LB, Rice, 6-4, 245.
3. **NO CHOICE**  
Choice traded to Green Bay (who traded it to New York) for JOHN ROACH.

4. **(A) JIM SIDLE**  
FB, Auburn, 6-2, 215.
4. **(B) BOB SVIHUS**  
T, USC, 6-4, 240 (went to AFL) - Choice from Detroit for SONNY GIBBS.
5. **ROGER PETTEE**  
LB, Florida, 6-4, 230.
6. **SONNY UTZ**  
RB, VPI, 5-11, 215.
7. **BRIG OWENS**  
DB, Cincinnati, 5-11, 183.
8. **RUSSELL WAYT**  
LB, Rice, 6-4, 235.
9. **JIM ZANIOS**  
FB, Texas Tech, 6-0, 215.
10. **GAYLON MCCOLLOUGH**  
C, Alabama, 6-3, 215.
11. **JETHRO PUGH**  
DT, Elizabeth City State, 6-6, 255.
12. **ERNIE KELLERMAN**  
QB, Miami, OH, 6-0, 175.
13. **JACK SCHRAUB**  
TE, California, 6-6, 210.
14. **GARRY PORTERFIELD**  
DE, Tulsa, 6-3, 235.
15. **GENE FOSTER**  
RB, Arizona State, 6-0, 195 (went to AFL).
16. **DOUG McDUGAL**  
E, Oregon State, 6-4, 228.
17. **MITCH JOHNSON**  
T, UCLA, 6-4, 245.
18. **MARTIN AMSLER**  
DT, Evansville, 6-5, 250.
19. **MERV RETTENMUND**  
HB, Ball State, 5-10, 195.
20. **RON BARLOW\***  
T, Kansas State, 6-2, 230.

**1966**

(Drafted 5th)

1. **JOHN NILAND**  
G, Iowa, 6-3, 245.
2. **WILLIE TOWNES\***  
DE, Tulsa, 6-5, 265.
3. **NO CHOICE**  
Choice to San Francisco for LEON DONOHUE.
4. **NO CHOICE**  
Choice to Baltimore for RALPH NEELY.
5. **(A) NO CHOICE**  
Choice to San Francisco for J.D. SMITH.
5. **(B) WALT GARRISON**  
RB, Oklahoma State, 6-0, 209 - Choice from Baltimore thru Detroit for AMOS MARSH.
6. **BOB DUNLEVY**  
WR, West Virginia, 6-4, 195.

7. **ART ROBINSON**  
TE, Florida A&M, 6-0, 208.
8. **DON KUNIT**  
RB, Penn State, 6-2, 200.
9. **DARRELL ELAM**  
FL, West Virginia Tech, 6-2, 189.
10. **MASON MITCHELL**  
RB, Washington, 6-1, 170.
11. **AUSTIN DENNEY\***  
TE, Tennessee, 6-2, 225.
12. **(A) LES SHY**  
RB, Long Beach State, 6-1, 200 - Choice from Pittsburgh for LEE FOLKINS.
12. **(B) CRAIG BAYNHAM\***  
RB, Georgia Tech, 6-1, 200.
13. **RONNIE LAMB**  
RB, South Carolina, 6-2, 216.
14. **LEWIS TURNER**  
RB, Norfolk State, 6-2, 183.
15. **MARK GARTUNG\***  
DT, Oregon State, 6-4, 255.
16. **TOM PIGGEE**  
RB, San Francisco State, 5-11, 200.
17. **GEORGE ALLEN**  
T, West Texas State, 6-7, 245 (went to AFL).
18. **STEVE ORR**  
DT, Washington, 6-4, 230.
19. **BYRON JOHNSON**  
T, Central Washington State, 6-5, 255.
20. **LOU HUDSON**  
FL, Minnesota, 6-5, 220.

**1967**

(Drafted 23rd)

1. **NO CHOICE**  
Choice given along with second and two fifths, to Houston for RALPH NEELY.
2. **NO CHOICE**  
NEELY trade.
3. **PHIL CLARK**  
DB, Northwestern, 6-2, 207.
4. **CURTIS MARKER**  
G, Northern Michigan, 6-2, 253.
5. **(A) NO CHOICE**  
Choice and JIM STEFFEN from Washington for BRIG OWENS, MITCH JOHNSON & JAKE KUPP; NEELY trade.
5. **(B) NO CHOICE**  
Choice from Cleveland for JOE BOB ISBELL; NEELY trade.
5. **(C) NO CHOICE**  
Choice to Green Bay for HENRY GREMMINGER.

6. **SIMS STOKES**  
DB, Northern Arizona, 6-1, 198.
7. **RAYFIELD WRIGHT**  
DE, Ft. Valley State, 6-7, 235.
8. **STEVE LAUB**  
QB, Illinois Wesleyan, 6-1, 190.
9. **BYRON MORGAN**  
DB, Findlay (Ohio), 6-3, 212.
10. **EUGENE BOWEN**  
RB, Tennessee A&I, 5-8, 210.
11. **PAT RILEY**  
WR, Kentucky, 6-2, 205.
12. **HAROLD DETERS**  
K, North Carolina State, 6-0, 200.
13. **AL KERKIAN**  
DE, Akron, 6-6, 235.
14. **TOM BOYD**  
G, Tarleton State, 6-3, 250.
15. **LEAVIE DAVIS**  
DB, Edward Waters College, FL, 6-4, 210.
16. **PAUL BROTHERS**  
HB, Oregon State, 6-1, 195.
17. **GEORGE ADAMS**  
LB, Morehead State, KY, 6-2, 218.

## 1968

(Drafted Alternately  
20th, 19th, 21st)

1. **DENNIS HOMAN**  
FL, Alabama, 6-1, 181.
2. **DAVID McDANIELS**  
WR, Mississippi Valley, 6-4, 200.
3. (A) **NO CHOICE**  
Choice to Minnesota for LANCE RENTZEL.
3. (B) **ED HARMON**  
LB, Louisville, 6-4, 246 -  
Choice from Chicago for  
AUSTIN DENNEY and MAC  
PERCIVAL.
4. (A) **NO CHOICE**  
Choice to New Orleans for  
LARRY STEPHENS.
4. (B) **JOHN DOUGLAS**  
LB, Missouri, 6-2, 215 -  
Choice from New York for  
JIM COLVIN.
5. **BLAINE NYE**  
G, Stanford, 6-4, 255.
6. **D. D. LEWIS**  
LB, Mississippi State, 6-1,  
210.
7. **BOB TAUCHER**  
T, Nebraska, 6-4, 251.
8. **FRANK BROWN**  
DE, Albany State, GA, 6-3,  
249.

9. **KEN KMIEC**  
DB, Illinois, 6-2, 187.
10. **BEN OLISON**  
FL, Kansas, 6-1, 170.
11. **RON SHOTTS**  
RB, Oklahoma, 6-0, 206.
12. **WILSON WHITTY**  
LB, Boston University, 6-3,  
224.
13. **CARTER LORD**  
TE, Harvard, 6-2, 214.
14. **RON WILLIAMS**  
DB, West Virginia, 6-2, 190.
15. **TOMMY LUNCEFORD**  
P, Auburn, 6-2, 202.
16. **LARRY COLE**  
DE, Hawaii, 6-5, 250.
17. **GEORGE NORDGREN**  
RB, Houston, 6-0, 200.

## 1969

(Drafted Alternately  
24th, 23rd, 22nd)

1. **CALVIN HILL**  
RB, Yale, 6-3, 230.
2. **RICHMOND FLOWERS**  
WR, Tennessee, 6-0, 183.
3. (A) **TOM STINCIC**  
LB, Michigan, 6-2, 226.
3. (B) **HALVOR HAGEN**  
DE, Weber State, 6-5, 250 -  
Choice from San Francisco  
for HAROLD HAYES
4. **NO CHOICE**  
Choice to New Orleans for  
DAVE SIMMONS.
5. (A) **NO CHOICE**  
Choice to Baltimore for ANDY  
STYNCHULA.
5. (B) **CHUCK KYLE**  
LB, Purdue, 6-1, 220 -  
Choice from Los Angeles for COY  
BACON.
6. **RICH SHAW**  
FL, Arizona St., 6-4, 205.
7. **LARRY BALES**  
WR, Emory & Henry, 5-11,  
185.
8. **ELMER BENHARDT**  
LB, Missouri, 6-2, 200.
9. **CLAXTON WELCH**  
RB, Oregon, 5-11, 200.
10. **STUART GOTTLIEB**  
G, Weber State, 6-5, 250.
11. **CLARENCE WILLIAMS**  
DT, Prairie View A&M, 6-5,  
250.
12. **BOB BELDEN**  
QB, Notre Dame, 6-2, 210.
13. **RENE MATISON**  
WR, New Mexico, 6-0, 185.

14. **GERALD LUTRI**  
T, Northern Michigan, 6-4,  
256.
15. **BILL JUSTUS**  
DB, Tennessee, 6-1, 180.
16. **FLOYD KERR**  
DB, Colorado State, 6-3, 195.
17. **BILL BAILEY**  
DT, Lewis & Clark, 6-4, 260.

## 1970

(Drafted 23rd)

1. **DUANE THOMAS**  
RB, West Texas, 6-1, 220.
2. (A) **BOB ASHER**  
T, Vanderbilt, 6-5, 250 -  
Choice from Chicago for  
CRAIG BAYNHAM and PHIL  
CLARK.
2. (B) **MARGENE ADKINS**  
WR, Herderson J.C., 5-10,  
183.
3. (A) **CHARLIE WATERS**  
CB, Clemson, 6-1, 193 -  
Choice from Houston through  
Cleveland for JERRY RHOME.
3. (B) **STEVE KINER**  
LB, Tennessee, 6-1, 220 -  
Choice from Cleveland for  
JERRY RHOME.
3. (C) **DENTON FOX**  
S, Texas Tech, 6-2, 205.
4. **JOHN FITZGERALD**  
T, Boston College, 6-4, 265.
5. **NO CHOICE**  
Choice to St. Louis for BOBBY  
JOE CONRAD.
6. **PAT TOOMAY**  
DE, Vanderbilt, 6-5, 230.
7. **DON ABBEY**  
LB, Penn State, 6-2, 252.
8. **JERRY DOSSEY**  
G, Arkansas, 6-4, 244.
9. **ZENON ANDRUSYSHYN**  
K, UCLA, 6-2, 212.
10. **PETE ATHAS**  
S, Dade J.C., 6-0, 186.
11. **IVAN SOUTHERLAND**  
DT, Clemson, 6-4, 246.
12. **JOE WILLIAMS**  
RB, Wyoming, 6-1, 193.
13. **MARK WASHINGTON**  
CB, Morgan State, 5-11, 183.
14. **JULIAN MARTIN**  
WR, North Carolina Central,  
6-3, 190.
15. **KEN DeLONG**  
TE, Tennessee, 6-2, 223.
16. **SEABERN HILL**  
CB, Arizona St., 6-2, 195.
17. **GLENN PATTERSON**  
C, Nebraska, 6-3, 220.



## 1971

## (Drafted 25th)

1. **TODY SMITH**  
DE, Southern California, 6-5, 250.
2. **ISAAC THOMAS**  
CB, Bishop, 6-2, 190.
3. (A) **SAM SCARBER**  
RB, New Mexico, 6-2, 235 -  
Choice from St. Louis for  
JOHN WILBUR.
3. (B) **BILL GREGORY**  
DE, Wisconsin, 6-5, 240.
4. (A) **JOE CARTER**  
TE, Grambling, 6-3, 219 -  
Choice from New Orleans for  
WILLIE TOWNES.
4. (B) **BUDDY MITCHELL**  
T, Mississippi, 6-5, 232.
5. **RON KADZIEL**  
LB, Stanford, 6-3, 215.
6. **STEVE MAIER**  
WR, Northern Arizona, 6-3,  
192.
7. **BILL GRIFFIN**  
T-G, Catawba, 6-5, 250.
8. **RON JESSIE**  
WR, Kansas, 6-0, 183.
9. **HONOR JACKSON**  
WR, Pacific, 6-2, 190.
10. **RODNEY WALLACE**  
DT, New Mexico, 6-5, 260.
11. **ERNEST BONWELL**  
LB, Lane College, 6-4, 225.
12. **STEVE GOEPEL**  
QB, Colgate, 6-2, 200.
13. **JAMES FORD**  
RB, Texas Southern, 6-0,  
200.
14. **TYRONE COUEY**  
DB, Utah State, 6-2, 194.
15. **BOB YOUNG**  
TE, Delaware, 6-5, 250.
16. **JOHN BRENNAN**  
T, Boston College, 6-3, 260.
17. **JOHN BOMER**  
C, Memphis State, 6-3, 230.

## 1972

## (Drafted 26th)

1. **BILL THOMAS**  
RB, Boston College, 6-2, 225.
2. (A) **ROBERT NEWHOUSE**  
RB, Houston, 5-10, 202 -  
Choice from New England for  
HALVOR HAGEN and HONOR  
JACKSON.
2. (B) **JOHN BABINECZ**  
LB, Villanova, 6-1, 222 -  
Choice from New Orleans for  
MARGENE ADKINS.
2. (C) **CHARLES MCKEE**  
WR, Arizona, 6-2, 199.

3. (A) **MIKE KELLER**  
LB, Michigan, 6-4, 221 -  
Choice from New England for  
HALVOR HAGEN and HONOR  
JACKSON.

3. (B) **MARV BATEMAN**  
P-K, Utah, 6-4, 213.
4. (A) **TIM KEARNEY**  
LB, Northern Michigan, 6-2,  
225 - Choice from New Or-  
leans for JOE WILLIAMS.
4. (B) **ROBERT WEST**  
WR, San Diego St., 6-4, 218  
- Choice from New England  
for STEVE KINER.
4. (C) **CHARLES ZAPIEC**  
LB, Penn State, 6-2, 222 -  
Choice from Detroit for RON  
JESSIE.
4. (D) **NO CHOICE**  
Choice to New Orleans for  
DON TALBERT.
5. **NO CHOICE**  
Choice to San Diego for  
TONY LISCIO.
6. **CHARLES BOLDEN**  
DB, Iowa, 6-3, 195.
7. **NO CHOICE**  
Choice to Chicago for LEE  
ROY CAFFEY.
8. **RALPH COLEMAN**  
LB, North Carolina A&T, 6-4,  
216.
9. **ROY BELL**  
RB, Oklahoma, 5-10, 208.
10. **RICHARD AMMAN**  
DE, Florida State, 6-5, 234.
11. **LONNIE LEONARD**  
T-G, North Carolina A&T, 6-4,  
244.
12. **JIMMY HARRIS**  
WR, Ohio State, 5-10, 180.
13. **JEAN FUGETT**  
TE, Amherst, 6-3, 219.
14. **ALAN THOMPSON**  
RB, Wisconsin, 6-0, 225.
15. **CARLOS ALVAREZ**  
WR, Florida, 5-10, 198.
16. **GORDON LONGMIRE**  
QB, Utah, 6-1, 205.
17. **ALFONSO CAIN**  
DT, Bethune-Cookman, 6-3,  
271.

## 1973

(Drafted Alternately  
20th, 22nd and 21st)

1. **BILLY JOE DUPREE**  
TE, Michigan State, 6-4, 225.
2. (A) **GOLDEN RICHARDS**  
WR, Hawaii, 6-0, 172 - Cho-  
ice from Green Bay for RON  
WIDBY and IKE THOMAS.

2. (B) **NO CHOICE**  
Choice to Chicago as com-  
pensation for signing JACK  
CONCANNON.
3. (A) **HARVEY MARTIN**  
DT, East Texas State, 6-5,  
262 - Choice from Houston  
through New Orleans for TOM  
STINCIC.
3. (B) **NO CHOICE**  
Choice to New England for  
RON SELLERS.
4. **DRANE SCRIVENER**  
DB, Tulsa, 6-0, 176.
5. **BRUCE WALTON**  
T, UCLA, 6-6, 251.
6. **BOB LEYEN**  
G, Yale, 6-4, 256.
7. **RODRIGO BARNES**  
LB, Rice, 6-1, 215.
8. **DAN WERNER**  
QB, Michigan State, 6-4, 195.
9. **MIKE WHITE**  
CB, Minnesota, 6-0, 196.
10. **CARL JOHNSON**  
LB, Tennessee, 6-1, 225.
11. **GERALD CASWELL**  
G, Colorado State, 6-4, 250.
12. **JIM ARNESON**  
G, Arizona, 6-3, 236.
13. **JOHN SMITH**  
WR, UCLA, 6-1, 187.
14. **BOB THORNTON**  
G-C, North Carolina, 6-3, 234.
15. **WALT BAISY**  
LB, Grambling, 6-2, 222.
16. **JOHN CONLEY**  
TE, Hawaii, 6-2, 228.
17. **LES STRAYHORN**  
RB, East Carolina, 5-10, 205.

## 1974

(Drafted Alternately  
22nd, 21st, 20th  
and 23rd)

1. (A) **ED JONES**  
DE, Tennessee State, 6-8,  
260 - Choice from Houston  
for TODY SMITH and BILLY  
PARKS.
1. (B) **CHARLES YOUNG**  
RB, North Carolina State, 6-1,  
215.
2. **NO CHOICE**  
Choice and RON SELLERS to  
Miami for OTTO STOWE.
3. (A) **DANNY WHITE**  
QB, Arizona State, 6-2, 180 -  
Choice from Houston for  
TODY SMITH and BILLY  
PARKS.
3. (B) **CALVIN PETERSON**  
LB, UCLA, 6-3, 218.

4. (A) **KEN HUTCHERSON**  
LB, Livingston State, 6-1, 214  
- Choice from Oakland for  
GLOSTER RICHARDSON.
4. (B) **ANDY ANDRADE**  
RB-DB, Northern Michigan,  
5-11, 193.
5. **JOHN KELSEY**  
T, Missouri, 6-6, 226.
6. **JIM BRIGHT**  
DB, UCLA, 6-1, 210.
7. **RAYMOND NESTER**  
LB, Michigan State, 6-2, 224.
8. **MIKE HOLT**  
DB, Michigan State, 5-11,  
176.
9. **BILL DULIN**  
T, Johnson C. Smith, 6-6,  
244.
10. **DENNIS MORGAN**  
DB, Western Illinois, 5-11,  
203.
11. **HARVEY MCGEE**  
WR, Southern Mississippi, 6-  
2, 209.
12. **KEITH BOBO**  
QB, Southern Methodist, 6- 3,  
196.
13. **FRED LIMA**  
K, Colorado, 5-9, 202.
14. **DOUG RICHARDS**  
DB, Brigham Young, 6-4,  
185.
15. **BRUCE CRAFT**  
DT, Geneva, Pa., 6-4, 232.
16. **GENE KILLIAN**  
T, Tennessee, 6-4, 225.
17. **LAWRIE SKOLROOD**  
T, North Dakota, 6-5, 230.

**1975**

(Drafted 18th)

1. (A) **RANDY WHITE**  
DE, Maryland, 6-4, 250 -  
Choice from N.Y. Giants for  
CRAIG MORTON.
1. (B) **THOMAS HENDERSON**  
LB, Langston, 6-2, 214.
2. **BURTON LAWLESS**  
G, Florida, 6-4, 253.
3. **BOB BREUNIG**  
LB, Arizona State, 6-2, 236.
4. (A) **PAT DONOVAN**  
DE, Stanford, 6-5, 240 -  
Choice from Houston for  
MIKE MONTGOMERY.
4. (B) **RANDY HUGHES**  
DB, Oklahoma, 6-4, 209.
5. (A) **KYLE DAVIS**  
C, Oklahoma, 6-3, 240 -  
Choice from Green Bay for  
JACK CONCANNON.

5. (B) **NO CHOICE**  
Choice to Cincinnati for CLINT  
LONGLEY.
6. **ROLLY WOOLSEY**  
DB, Boise State, 6-1, 175.
7. **MICHAEL HEGMAN**  
LB, Tennessee State, 6-4,  
220.
8. **MITCH HOOPES**  
P, Arizona, 6-0, 210.
9. **ED JONES**  
DB, Rutgers, 6-0, 193.
10. **DENNIS BOOKER**  
RB, Millersville State, 6-1,  
235.
11. **GREG KRPALEK**  
C, Oregon State, 6-5, 242.
12. **CHUCK BLAND**  
DB, Cincinnati, 5-11, 188.
13. **HERB SCOTT**  
G, Virginia Union, 6-2, 248.
14. **SCOTT LAIDLAW**  
RB, Stanford, 6-0, 206.
15. **WILLIE HAMILTON**  
RB, Arizona, 5-11, 182.
16. **PETE CLARK**  
TE, Colorado State, 6-4, 234.
17. **JIM TESTERMAN**  
TE, Dayton, 6-5, 225.

**1976**

(Drafted 27th)

1. **AARON KYLE**  
DB, Wyoming, 5-11, 183.
2. (A) **JIM JENSEN**  
RB, Iowa, 6-4, 226 - Choice  
from N.Y. Giants for CRAIG  
MORTON.
2. (B) **JIM EIDSON**  
G, Mississippi St., 6-4, 253.
3. (A) **DUKE FERGERSON**  
WR, San Diego St., 6-1, 186  
- Choice from San Francisco  
for BOB HAYES.
3. (B) **JOHN SMITH**  
RB, Boise State, 6-0, 191 -  
Choice from Denver for OTTO  
STOWE.
3. (C) **BUTCH JOHNSON**  
WR, UC-Riverside, 6-1, 175.
4. **TOM RAFFERTY**  
G, Penn State, 6-3, 248.
5. **WALLY PESUIT**  
T, Kentucky, 6-4, 260.
6. **GREG MCGUIRE**  
T, Indiana, 6-3, 265.
7. (A) **GREG SCHAUM**  
DT, Michigan State, 6-4, 246  
- Choice from San Diego for  
KEN HUTCHERSON.
7. (B) **DAVID WILLIAMS**  
RB, Colorado, 6-2, 210.

8. **HENRY LAWS**  
DB, South Carolina, 5-10,  
171.
9. **BEASLEY REECE**  
DB, North Texas, 6-1, 193.
10. **LEROY COOK**  
DE, Alabama, 6-4, 212.
11. **CORNELIUS GREEN**  
QB, Ohio, 5-11, 170.
12. **CHARLES McSHANE**  
LB, Cal Lutheran, 6-2, 211.
13. **MARK DRISCOLL**  
QB, Colorado St., 6-1, 184.
14. **LARRY MUSHINSKIE**  
TE, Nebraska, 6-3, 217.
15. **DALE CURRY**  
LB, UCLA, 6-2, 222.
16. **RICH COSTANZO**  
T, Nebraska, 6-4, 260.
17. **STAN WOODFILL**  
K, Oregon, 6-0, 190.

**1977**

(Drafted alternately  
24th, 25th, 26th)

1. **TONY DORSETT**  
RB, Pittsburgh, 5-11, 192 -  
Choice from Seattle for Cow-  
boys' first-round choice and  
three second-round choices.
2. **GLENN CARANO**  
QB, Nevada-Las Vegas, 6-3,  
195 - Choice from Seattle for  
DUKE FERGERSON.
3. (A) **TONY HILL**  
WR, Stanford, 6-2, 196 -  
Choice from Philadelphia for  
JOHN NILAND.
3. (B) **VAL BELCHER**  
G, Houston, 6-3, 250.
4. **GUY BROWN**  
LB, Houston, 6-4, 215.
5. **ANDY FREDERICK**  
OL, New Mexico, 6-6, 241.
6. **JIM COOPER**  
T, Temple, 6-5, 252.
7. **DAVID STALLS**  
DT, Northern Colorado, 6-4,  
236.
8. (A) **AL CLEVELAND**  
DL, Pacific, 6-4, 246 - Choice  
from San Diego for MITCH  
HOOPES.
8. (B) **FRED WILLIAMS**  
RB, Arizona State, 5-10, 189.
9. **MARK CANTRELL**  
C, North Carolina, 6-3, 252.
10. **STEVE DEBERG**  
QB, San Jose State, 6-2,  
205.
11. **DON WARDLOW**  
TE, Washington, 6-6, 230.
12. **GREG PETERS**  
OL, California, 6-5, 257.

## 1978

## (Drafted 28th)

- LARRY BETHEA**  
OL, Michigan State, 6-5, 258.
- TODD CHRISTENSEN**  
RB-TE, Brigham Young, 6-3, 224.
- DAVID HUDGENS**  
OL, Oklahoma, 6-5, 245.
- ALOIS BLACKWELL**  
RB, Houston, 5-11, 194.
- RICH ROSEN**  
G, Syracuse, 6-3, 242.
- HAROLD RANDOLPH**  
LB, East Carolina, 6-1, 191.
- TOM RANDALL**  
DT, Iowa State, 6-5, 248.
- HOMER BUTLER**  
WR, UCLA, 6-1, 184.
- RUSS WILLIAMS**  
DB, Tennessee, 6-1, 197.
- BARRY TOMASETTI**  
OL, Iowa, 6-3, 249.
- DENNIS THURMAN**  
S, Southern Cal, 5-11, 172.
- LEE WASHBURN**  
OL, Montana State, 6-6, 253.

## 1979

## (Drafted 27th)

- ROBERT SHAW**  
C, Tennessee, 6-4, 252.
- AARON MITCHELL**  
CB, Nevada-Las Vegas, 6-1, 196.
- DOUG COSBIE**  
TE, Santa Clara, 6-6, 230.  
Swapped choices with Seattle in BILL GREGORY trade.
- RALPH DeLOACH**  
DE, California, 6-5, 254.
- (A) BOB HUKILL**  
OL, North Carolina, 6-5, 250 -  
Choice from Chicago for  
GOLDEN RICHARDS.
- (B) CURTIS ANDERSON**  
DE, Central State, OH, 6-6,  
240 - Choice from SEATTLE  
for EFREN HERRERA.
- (C) RON SPRINGS**  
RB, Ohio State, 6-0, 197.
- (A) TIM LAVENDER**  
CB, Southern Cal, 6-3, 187 -  
Choice from Seattle for BILL  
GREGORY.
- (B) MIKE SALZANO**  
OL, North Carolina, 6-3, 242 -  
Choice from Denver for JIM  
JENSEN.
- (C) CHRIS De FRANCE**  
WR, Arizona State, 6-1, 205.
- GREG FITZPATRICK**  
LB, Youngstown, 6-2, 227.
- BRUCE THORNTON**  
DT, Illinois, 6-5, 266.
- GARRY COBB**  
LB, Southern Cal, 6-2, 209.
- MIKE CALHOUN**  
DT, Notre Dame, 6-4, 228.
- NO CHOICE**  
Choice to Detroit for SKIP  
BUTLER.
- QUENTIN LOWRY**  
LB, Youngstown, 6-2, 225.

## 1980

(Drafted Alternately  
23rd, 24th and 25th)

- NO CHOICE**  
Choice given along with second round choice to Baltimore for JOHN DUTTON.
- NO CHOICE**  
Choice given along with first round choice to Baltimore for JOHN DUTTON.
- (A) BILL ROE**  
LB, Colorado, 6-3, 220 -  
Choice from Chicago for  
GOLDEN RICHARDS.
- (B) JAMES JONES**  
RB, Mississippi State, 5-10,  
200.
- KURT PETERSEN**  
DL, Missouri, 6-5, 255.
- GARY HOGEBOOM**  
QB, Central Michigan, 6-4,  
195.
- TIMMY NEWSOME**  
RB, Winston-Salem State, 6-  
1, 228.
- LESTER BROWN**  
RB, Clemson, 5-11, 176.
- LARRY SAVAGE**  
LB, Michigan State, 6-3, 225.
- JACKIE FLOWERS**  
WR, Florida State, 6-0, 194.
- MATTHEW TEAGUE**  
DE, Prairie View A&M, 6-4,  
238.
- GARY PADJEN**  
LB, Arizona State, 6-1, 238.
- NORM WELLS**  
DT, Northwestern, 6-5, 249.
- GLEN TITENSOR**  
DL, Brigham Young, 6-4,  
250.
- (A) SCOTT PELLUER**  
LB, Washington State, 6-1,  
213 - Choice from San Francisco for THOMAS  
HENDERSON.
- (B) DERRIE NELSON**  
LB, Nebraska, 6-2, 217.
- DANNY SPRADLIN**  
LB, Tennessee, 6-1, 229.
- VINCE SKILLINGS**  
DB, Ohio State, 5-11, 176.
- (A) RON FELLOWS**  
DB, Missouri, 5-11, 165 -  
Choice from Tampa Bay for  
DAVE STALLS.
- (B) KEN MILLER**  
DB, East Michigan, 5-11,  
180.
- PAUL PIUROWSKI**  
LB, Florida State, 6-2, 219.
- MIKE WILSON**  
WR, Washington State, 6-3,  
202.
- PAT GRAHAM**  
DT, California, 6-3, 257.
- TIM MORRISON**  
G, Georgia, 6-3, 258.
- NATE LUNDY**  
WR, Indiana, 6-0, 169.

## 1982

## (Drafted 26th)

- ROD HILL**  
CB, Kentucky State, 6-0, 185.
- JEFF ROHRER**  
LB, Yale, 6-3, 224.
- JIM ELIOPULOS**  
LB, Wyoming, 6-3, 229.
- (A) BRIAN CARPENTER**  
CB, Michigan, 5-10, 166 -  
Choice from Tampa Bay for  
DAVE STALLS.
- (B) MONTY HUNTER**  
S, Salem College, 6-0, 201.
- PHIL POZDERAC**  
T, Notre Dame, 6-9, 260.
- (A) KEN HAMMOND**  
G, Vanderbilt, 6-4, 270 -  
Choice from Cleveland for  
BRUCE HUTHER.
- (B) CHARLES DAUM**  
DL, Cal Poly-SLO, 6-6 241.
- BILL PURIFOY**  
DL, Tulsa, 6-7, 249.
- (A) GEORGE PEOPLES**  
RB, Auburn, 6-0, 211 - Choice  
from Denver through Buffalo  
for WADE MANNING.
- (B) DWIGHT SULLIVAN**  
RB, North Carolina State, 6-0,  
205.



9. **JOE GARY**  
DL, UCLA, 6-5, 273.
10. **TODD ECKERSON**  
T, North Carolina State, 6-4, 263.
11. (A) **GEORGE THOMPSON**  
WR, Albany State, GA, 6-3, 209 - Choice from Tampa Bay for AARON MITCHELL.
11. (B) **MICHAEL WHITING**  
RB, Florida State, 6-1, 210.
12. **RICH BURTNESS**  
G, Montana, 6-4, 257.

**1983**

(Drafted Alternately 23rd, 24th, 21st and 22nd)

1. **JIM JEFFCOAT**  
DE, Arizona State, 6-5, 260.
2. **MIKE WALTER**  
LB, Oregon, 6-3, 230.
3. **BRYAN CALDWELL**  
DE, Arizona State, 6-4, 248.
4. **CHRIS FAULKNER**  
TE, Florida, 6-4, 257.
5. **CHUCK McSWAIN**  
RB, Clemson, 6-0, 190.
6. **REGGIE COLLIER**  
QB, Southern Mississippi, 6-3, 207.
7. **CHRIS SCHULTZ**  
T, Arizona, 6-8, 259.
8. **LAWRENCE RICKS**  
RB, Michigan, 5-9, 194.
9. **AL GROSS**  
S, Arizona, 6-3, 186.
10. **ERIC MORAN**  
T, Washington, 6-5, 282.
11. **DAN TAYLOR**  
T, Idaho State, 6-3, 258.
12. **LORENZO BOUIER**  
RB, Maine, 6-0, 209.

**1984**

(Drafted Alternately 25th and 26th)

1. **BILLY CANNON**  
LB, Texas A&M, 6-4, 235.
2. (A) **VICTOR SCOTT**  
DB, Colorado, 6-0, 192 - Choice from Houston thru Minnesota for BUTCH JOHNSON.
2. (B) **NO CHOICE**  
Choice to Houston for MIKE RENFRO.
3. **FRED CORNWELL**  
TE, Southern Cal, 6-6, 236.
4. **STEVE DeOSSIE**  
LB, Boston College, 6-2, 250.

5. (A) **STEVE PELLUER**  
QB, Washington, 6-4, 204 - Choice from Tampa Bay for DANNY SPRADLIN.
5. (B) **NORM GRANGER**  
RB, Iowa, 5-9, 217.
6. (A) **EUGENE LOCKHART**  
LB, Houston, 6-2, 228 - Choice from Chicago for JAY SALDI.
6. (B) **JOE LEVELIS**  
G, Iowa, 6-3, 270.
7. **ED MARTIN**  
LB, Indiana State, 6-3, 218.
8. **MIKE REVELL**  
RB, Bethune-Cookman, 5-11, 197.
9. (A) **JOHN HUNT**  
OL, Florida, 6-4, 262 - Choice from Indianapolis for RAUL ALLEGRE.
9. (B) **NEAL MAUNE**  
OL, Notre Dame, 6-4, 249.
10. **BRIAN SALONEN**  
TE, Montana, 6-3, 227.
11. **DOWE AUGHTMAN**  
DL, Auburn, 6-2, 272.
12. **CARL LEWIS**  
WR, Houston, 6-3, 187.

**1985**

(Drafted Alternately 17th, 16th, 20th, 19th, 18th)

1. **KEVIN BROOKS**  
DE, Michigan, 6-7, 265.
2. **JESSE PENN**  
LB, Virginia Tech, 6-3, 255.
3. **CRAWFORD KER**  
G, Florida, 6-4, 290.
4. **ROBERT LAVETTE**  
RB, Georgia Tech, 5-11, 195.
5. (A) **HERSCHEL WALKER**  
RB, Georgia, 6-1, 224 - Choice from Houston for BUTCH JOHNSON.
5. (B) **MATT DARWIN**  
C/G, Texas A&M, 6-4, 265 - Choice from Cleveland thru Buffalo for ROD HILL.
6. (A) **KURT PLOEGER**  
DT, Gustavus Adolphus, 6-5, 250 - Choice from Indianapolis for STEVE WRIGHT.
6. (B) **MATT MORAN**  
C/G, Stanford, 6-4, 265.
7. (A) **KARL POWE**  
WR, Alabama State, 6-2, 175 - Choice from San Diego thru Kansas City for LAWRENCE RICKS.
7. (B) **JIM HERRMANN**  
DE, Brigham Young, 6-6, 265.

8. **LEON GONZALEZ**  
WR, Bethune-Cookman, 5-10, 160.
9. **SCOTT STRASBURGER**  
LB, Nebraska, 6-1, 220.
10. **JOE JONES**  
TE, Virginia Tech, 6-4, 245.
11. **NEAL DELLOCONO**  
LB, UCLA, 6-1, 220.
12. **KARL JORDAN**  
LB, Vanderbilt, 6-2, 245.

**1986**

(Drafted Alternately 21st, 20th, 19th and 18th)

1. (A) **MIKE SHERRARD**  
WR, UCLA, 6-2, 185 - Choice from San Francisco for Cowboys first and fifth - round choices.
1. (B) **NO CHOICE**  
Choice given to San Francisco along with fifth-round choice for San Francisco's first-round choice.
2. **DARRYL CLACK**  
RB, Arizona State, 5-10, 207 - Choice from Indianapolis for GARY HOGEBOOM.
3. **MARK WALEN**  
DT, UCLA, 6-5, 265.
4. **MAX ZENDEJAS**  
K, Arizona, 5-11, 184.
5. **NO CHOICE**  
Choice given to San Francisco along with first-round choice for San Francisco's first-round choice.
6. (A) **THORNTON CHANDLER**  
TE, Alabama, 6-5, 238 - Choice from Buffalo for ROD HILL.
6. (B) **STAN GELBAUGH**  
QB, Maryland, 6-3, 207 - Choice from Detroit for ANGELO KING.
6. (C) **LLOYD YANCEY**  
G, Temple, 6-4, 275.
7. **JOHNNY HOLLOWAY**  
DB, Kansas, 5-11, 181.
8. **TOPPER CLEMONS**  
RB, Wake Forest, 5-11, 205.
9. **JOHN IONATA**  
G, Florida State, 6-2, 280.
10. **BRYAN CHESTER**  
G, Texas, 6-4, 260.
11. **GARTH JAX**  
LB, Florida State, 6-2, 225.
12. (A) **CHRIS DULIBAN**  
LB, Texas, 6-2, 216 - Choice from Buffalo for ROD HILL.
12. (B) **TONY FLACK**  
DB, Georgia, 6-1, 184.

## 1987

**(Drafted Alternately  
12th and 11th)**

- DANNY NOONAN**  
DT, Nebraska, 6-4, 282.
- RON FRANCIS**  
CB, Baylor, 5-9, 201.
- JEFF ZIMMERMAN**  
OL, Florida, 6-3, 310.
- KELVIN MARTIN**  
WR, Boston College, 5-9,  
161.
- EVERETT GAY**  
WR, Texas, 6-2, 204.
- JOE ONOSAI**  
OL, Hawaii, 6-3, 283.
- KEVIN SWEENEY**  
QB, Fresno State, 6-0, 191.
- KEVIN GOGAN**  
T, Washington, 6-7, 295.
- ALVIN BLOUNT**  
RB, Maryland, 5-9, 197.
- DALE JONES**  
LB, Tennessee, 6-1, 234.
- JEFF WARD**  
K, Texas, 5-9, 169.
- SCOTT ARMSTRONG**  
LB, Florida, 6-1, 230.

## 1988

**(Drafted Alternately  
11th, 14th, 13th and 12th)**

- MICHAEL IRVIN**  
WR, Miami, Fla., 6-2, 198.
- KEN NORTON, JR.**  
LB, UCLA, 6-2, 224.
- MARK HUTSON**  
G, Oklahoma, 6-3, 292.
- DAVE WIDELL**  
T, Boston College, 6-6, 297.
- NO CHOICE**  
Choice given to Seattle for  
RON ESSINK
- SCOTT SECULES**  
QB, Virginia, 6-3, 220.
- OWEN HOOVEN**  
T, Oregon State, 6-8, 302.
- MARK HIGGS**  
RB, Kentucky, 5-7, 188.
- BRIAN BEDFORD**  
WR, California, 6-4, 209.
- BILLY OWENS**  
DB, Pittsburgh, 6-1, 198.
- CHAD HENNINGS**  
DE, Air Force, 6-5, 251.
- BEN HUMMEL**  
LB, UCLA, 6-4, 234.

## 1989

**(Drafted 1st)**

- TROY AIKMAN**  
QB, UCLA, 6-3, 220.
- (A) NO CHOICE**  
Choice given along with sixth-  
round choice to L.A. Raiders  
for their second, third and  
fifth-round choices.
- (B) DARYL JOHNSTON**  
FB, Syracuse, 6-2, 237.
- (A) MARK STEPENOSKI**  
OL, Pittsburgh, 6-2, 269.
- (B) RHONDY WESTON**  
DE, Florida, 6-5, 274 - Choice  
from L.A. Raiders along with  
second and fifth-round  
choices for Cowboys second  
and sixth-round choices.
- TONY TOLBERT**  
DE, Texas-El Paso, 6-6, 245.
- (A) KEITH JENNINGS**  
TE, Clemson, 6-4, 241.
- (B) WILLIS CROCKETT**  
LB, Georgia Tech, 6-3, 221 -  
Choice from L.A. Raiders  
along with second and third-  
round choices for Cowboys se-  
cond and sixth-round choices.
- (C) JEFF ROTH**  
DT, Florida, 6-3, 256 - Choice  
from Denver for TONY  
DORSETT.
- NO CHOICE**  
Choice given to L.A. Raiders  
along with second-round  
choice for Raiders second,  
third and fifth-round choices.
- KEVIN PETERSON**  
LB, Northwestern, 6-2, 227.
- CHARVEZ FOGER**  
RB, Nevada-Reno, 5-10, 211.
- TIM JACKSON**  
DB, Nebraska, 5-11, 192.
- ROD CARTER**  
LB, Miami, Fla., 6-1, 228.
- RANDY SHANNON**  
LB, Miami, Fla., 6-0, 224.
- SCOTT ANKROM**  
WR, Texas Christian, 6-1, 200.

## 1990

**(Drafted 1st)**

- (A) NO CHOICE**  
Choice used to select STEVE  
WALSH in the 1989 sup-  
plemental draft.
- (B) EMMITT SMITH**  
RB, Florida, 5-9, 199 - Choice  
from Pittsburgh for first-round  
choice obtained from Min-  
nesota and third-round choice  
obtained from San Francisco.

## 2. ALEXANDER WRIGHT

- WR, Auburn, 6-0, 187.
- (A) NO CHOICE**  
Choice to Minnesota in  
HERSCHEL WALKER trade.
  - (B) JIMMIE JONES**  
DT, Miami, Fla., 6-4, 284 -  
Choice from New England  
along with sixth and eighth-  
round choices for third-round  
choice obtained from Denver,  
fifth-round choice obtained  
from Miami and Cowboys  
seventh-round choice.
  - NO CHOICE**  
Choice to Denver in KEVIN  
BROOKS trade.
  - (A) NO CHOICE**  
Choice to Washington for  
DEAN HAMEL.
  - (B) STAN SMAGALA**  
CB, Notre Dame, 5-10, 184 -  
Choice from L.A. Raiders for  
sixth-round choice obtained  
from Minnesota, eighth-round  
choice obtained from New  
England, ninth-round choice  
obtained from Seattle, 10th-  
round choice obtained from  
Indianapolis and 11th-round  
choice obtained from San  
Francisco.
  - NO CHOICE**  
Choice to San Diego along  
with sixth-round choice ob-  
tained from New England and  
sixth-round choice obtained  
from N.Y. Giants for San  
Diego's third round choice in  
1991.
  - NO CHOICE**  
Choice given to New England  
along with third-round choice  
obtained from Denver and  
fifth-round choice obtained  
from Miami for New Eng-  
land's third, sixth and eighth-  
round choices.
  - NO CHOICE**  
Choice to Detroit for PAUL  
PALMER.
  - KENNETH GATE**  
CB, Albany State, GA, 5-11,  
178.
  - NO CHOICE**  
Choice to Minnesota in HER-  
SCHEL WALKER trade.
  - DAVE HARPER**  
LB, Humboldt State, 6-1,  
220.
  - NO CHOICE**  
Choice used to select MIKE  
LOWMAN in the 1989 sup-  
plemental draft.


**1990****(Drafted Alternately  
13th and 14th)**

1. **(A) RUSSELL MARYLAND**  
DT, Miami, 6-1, 274 - Choice from New England for first-round choice in 1991 obtained from Minnesota, second-round choice in 1991, Ron Francis, David Howard and Eugene Lockhart.
1. **(B) ALVIN HARPER**  
WR, Tennessee, 6-3, 204.
2. **(A) DIXON EDWARDS**  
LB, Michigan State, 6-1, 220 - Choice obtained from Detroit in trade for first-round choice in 1991 obtained from Washington.
3. **(A) GODFREY MYLES**  
LB, Florida, 6-1, 242 - Choice obtained from San Diego for 1990 draft choices.
3. **(B) JAMES RICHARDS**  
G, California, 6-4, 289 - Choice obtained from Detroit in trade for first-round choice in 1991 obtained from Washington.
3. **(C) NO CHOICE**  
Choice to Minnesota in Hershel Walker trade.
3. **(D) ERIK WILLIAMS**  
T, Central St. (OH), 6-5, 304 - Choice obtained from New Orleans in Steve Walsh trade.
4. **(A) CURVIN RICHARDS**  
RB, Pittsburgh, 5-9, 200.
4. **(B) BILL MUSGRAVE**  
QB, Oregon, 6-2, 196 - Choice obtained from Kansas City in Steve Pelluer trade.
4. **(C) TONY HILL**  
DE, Tenn.-Chattanooga, 6-6, 250 - Choice obtained from Detroit in trade for first-round choice in 1991 obtained from Washington.
4. **(D) KEVIN HARRIS**  
DE, Tex. Southern, 6-5, 248 - Choice obtained from New England in trade for first-round pick in 1991 obtained from Minnesota.
5. **(A) NO CHOICE**  
Choice sent to L.A. Raiders for John Gesek.
5. **(B) DARRICK BROWNLOW**  
LB, Illinois, 5-10, 245 - Choice obtained from Washington in trade for first-round choice in 1991 obtained from New England.
6. **MIKE SULLIVAN**  
OL, Miami, 6-3, 278.
7. **(A) LEON LETT**  
DE, Emporia (KS) St., 6-6, 273 - Choice obtained from Denver in Dave Widell trade.
7. **(B) NO CHOICE**  
Choice sent to L.A. Raiders for Dale Hellestrae.
8. **NO CHOICE**  
Choice sent to Phoenix for Rob Awalt.
9. **DAMON MAYS**  
WR, Missouri, 5-9, 166.
10. **SEAN LOVE**  
G, Penn State, 6-3, 285.
11. **TONY BOLES**  
RB, Michigan, 6-1, 196.
12. **LARRY BROWN**  
CB, Tex. Christian, 5-11, 184.

**BOLD** Indicates Made Active Roster







**THE OPPONENTS**

## THE OPPONENTS

**Atlanta Falcons**  
**(Dallas Leads Series 9-5)**

Year	Site	Winner-Score	Att.
1966	Atlanta	Dallas, 47-14	56,990
1967	Dallas	Dallas, 37-7	54,751
1969	Atlanta	Dallas, 24-17	54,833
1970	Dallas	Dallas, 13-0	53,611
1974	Atlanta	Dallas, 24-0	52,322
1976	Atlanta	Atlanta, 17-10	54,972
1978*	Dallas	Dallas, 27-20	60,388
1980*	Atlanta	Dallas, 30-27	60,022
1985	Dallas	Dallas, 24-10	57,941
1986	Dallas	Atlanta, 37-35	62,880
1987	Dallas	Atlanta, 21-10	40,103
1988	Dallas	Dallas, 26-20	39,702
1989	Atlanta	Atlanta, 27-21	55,285
1990	Atlanta	Atlanta, 26-7	50,097

\*NFC Divisional Playoffs

## ATLANTA FALCONS

'90 Results (5-11)		'91 Schedule	
47	Houston	27	Sept. 1-@Kansas City
14	@Detroit	21	Sept. 8-Minnesota
13	@San Francisco	19	Sept. 15-@San Diego
28	New Orleans	27	Sept. 22-L.A. Raiders
35	San Francisco	45	Sept. 29-New Orleans
24	@L.A. Rams	44	Oct. 6-open date
38	Cincinnati	17	Oct. 13-San Francisco
9	@Pittsburgh	21	Oct. 20-@Phoenix
24	@Chicago	30	Oct. 27-L.A. Rams
23	Philadelphia	24	Nov. 3-@San Francisco
7	@New Orleans	10	Nov. 10-@Washington
17	@Tampa Bay	23	Nov. 17-Tampa Bay
13	Phoenix	24	Nov. 24-@New Orleans
10	@Cleveland	13	Dec. 1-Green Bay
20	L.A. Rams	13	Dec. 8-@L.A. Rams
26	DALLAS	7	Dec. 15-Seattle
348		365	Dec. 22-@DALLAS

**Buffalo Bills**  
**(Dallas Leads Series, 3-1)**

Year	Site	Winner-Score	Att.
1971	Buffalo	Dallas, 49-37	46,206
1976	Dallas	Dallas, 17-10	51,779
1981	Dallas	Dallas, 27-14	62,583
1984	Buffalo	Buffalo, 14-3	74,391

**Chicago Bears**  
**(Dallas Leads Series, 8-6)**

Year	Site	Winner-Score	Att.
1960	Chicago	Chicago, 17-7	39,951
1962	Dallas	Chicago, 34-33	12,692
1964	Chicago	Dallas, 24-10	47,527
1968	Chicago	Dallas, 34-3	46,667
1971	Chicago	Chicago, 23-19	55,049
1973	Chicago	Dallas, 20-17	55,701
1976	Dallas	Dallas, 31-21	61,346
1977*	Dallas	Dallas, 37-7	62,920
1979	Dallas	Dallas, 24-20	64,056

## Chicago Bears Cont.

1981	Dallas	Dallas, 10-9	63,499
1984	Chicago	Dallas, 23-14	63,623
1985	Dallas	Chicago, 44-0	63,855
1986	Dallas	Chicago, 24-10	57,256
1988	Chicago	Chicago, 17-7	64,759

\*NFC Divisional Playoffs

**Cincinnati Bengals**  
**(Series Tied, 2-2)**

Year	Site	Winner-Score	Att.
1973	Dallas	Dallas, 38-10	58,802
1979	Dallas	Dallas, 38-13	63,179
1985	Cincinnati	Cincinnati, 50-24	56,936
1988	Dallas	Cincinnati, 38-24	37,865

## CINCINNATI BENGALS

'90 Results (9-7)		'91 Schedule	
25	N.Y. Jets	20	Sept. 1-@Denver
21	@San Diego	16	Sept. 8-Houston
41	New England	7	Sept. 15-@Cleveland
16	@Seattle	31	Sept. 22-Washington
34	@L.A. Rams (OT)	31	Sept. 29-open date
17	@Houston	48	Oct. 6-Seattle
34	@Cleveland	13	Oct. 13-@DALLAS
17	@Atlanta	38	Oct. 21-@Buffalo
7	New Orleans	21	Oct. 27-@Houston
27	Pittsburgh	3	Nov. 3-Cleveland
20	Indianapolis	34	Nov. 10-Pittsburgh
16	@Pittsburgh	12	Nov. 17-@Philadelphia
17	San Francisco (OT)	20	Nov. 24-L.A. Raiders
7	@L.A. Raiders	24	Dec. 1-N.Y. Giants
40	Houston	20	Dec. 9-@Miami
21	Cleveland	14	Dec. 15-@Pittsburgh
360		352	Dec. 22-New England

**Cleveland Browns**  
**(Cleveland Leads Series 16-9)**

Year	Site	Winner-Score	Att.
1960	Dallas	Cleve., 48-7	28,500
1961	Cleve.	Cleve., 25-7	43,638
1961	Dallas	Cleve., 38-17	23,500
1962	Cleve.	Cleve., 19-10	40,040
1962	Dallas	Dallas, 45-21	24,226
1963	Dallas	Cleve., 41-24	28,710
1963	Cleve.	Cleve., 27-17	55,096
1964	Cleve.	Cleve., 27-6	72,062
1964	Dallas	Cleve., 20-16	37,456
1965	Cleve.	Cleve., 23-17	80,451
1965	Dallas	Cleve., 24-17	76,251
1966	Cleve.	Cleve., 30-21	84,721
1966	Dallas	Dallas, 26-14	80,259
1967	Cleve.	Dallas, 21-14	81,039
1967*	Dallas	Dallas, 52-14	70,786
1968	Dallas	Dallas, 28-7	68,733
1968*	Cleve.	Cleve., 31-20	81,497
1969	Cleve.	Cleve., 42-10	84,850
1969*	Dallas	Cleve., 38-14	69,321
1970	Cleve.	Dallas, 6-2	75,458
1974	Dallas	Dallas, 41-17	48,754
1979	Cleve.	Cleve., 26-7	80,123
1982	Dallas	Dallas, 31-14	46,267

Continued

<b>Cleveland Browns</b> Cont.			
1985	Dallas	Dallas, 20-7	61,456
1988	Cleve.	Cleve., 24-21	77,683

\*Eastern Conference Championship Game

<b>CLEVELAND BROWNS</b>			
'90 Results (3-13)		'91 Schedule	
13	Pittsburgh	3	Sept. 1-DALLAS
21	@N.Y. Jets	24	Sept. 8-@New England
14	San Diego	24	Sept. 15-Cincinnati
0	@Kansas City	34	Sept. 22-@N.Y. Giants
30	@Denver	29	Sept. 29-open date
20	@New Orleans	25	Oct. 6-N.Y. Jets
13	Cincinnati	34	Oct. 13-@Washington
17	@San Francisco	20	Oct. 20-@San Diego
0	Buffalo	42	Oct. 27-Pittsburgh
23	Houston	35	Nov. 3-@Cincinnati
13	Miami	30	Nov. 10-Philadelphia
23	L.A. Rams	38	Nov. 17-@Houston
14	@Houston	58	Nov. 24-Kansas City
13	Atlanta	10	Dec. 1-@Indianapolis
0	@Pittsburgh	35	Dec. 8-Denver
14	@Cincinnati	21	Dec. 15-Houston
228		462	Dec. 22-@Pittsburgh

### Denver Broncos (Dallas Leads Series, 3-2)

Year	Site	Winner-Score	Att.
1973	Denver	Dallas, 22-10	51,706
1977	Dallas	Dallas, 14-6	63,752
1978*	N. Orleans	Dallas, 27-10	76,400
1980	Denver	Denver, 41-20	74,919
1986	Denver	Denver, 29-14	76,082

\*Super Bowl XII, Jan. 15, 1978

### Detroit Lions (Dallas Leads Series 7-4)

Year	Site	Winner-Score	Att.
1960	Detroit	Detroit, 23-14	43,272
1963	Dallas	Dallas, 17-14	27,262
1968	Dallas	Dallas, 59-13	61,382
1970*	Dallas	Dallas, 5-0	73,167
1972	Dallas	Dallas, 28-24	65,378
1975	Detroit	Dallas, 36-10	79,784
1977	Dallas	Dallas, 37-0	63,160
1981	Detroit	Detroit, 27-24	79,694
1985	Detroit	Detroit, 26-21	72,985
1986	Detroit	Dallas, 31-7	73,812
1987	Detroit	Detroit, 27-17	45,325

\*NFC Divisional Playoff Game

<b>DETROIT LIONS</b>			
'90 Results (6-10)		'91 Schedule	
21	Tampa Bay	38	Sept. 1-@Washington
21	Atlanta	14	Sept. 8-@Green Bay
20	@Tampa Bay	23	Sept. 15-Miami
21	Green Bay	24	Sept. 22-@Indianapolis
34	@Minnesota	27	Sept. 29-Tampa Bay
24	@Kansas City	43	Oct. 6-Minnesota
27	@New Orleans	10	Oct. 13-open date
38	Washington (OT)	41	Oct. 20-@San Francisco
7	Minnesota	17	Oct. 27-DALLAS
0	@N.Y. Giants	20	Nov. 3-@Chicago
40	Denver	27	Nov. 10-@Tampa Bay
17	@Chicago (OT)	23	Nov. 17-L.A. Rams
31	L.A. Raiders	38	Nov. 24-@Minnesota
38	Chicago	21	Nov. 28-Chicago
24	@Green Bay	17	Dec. 8-N.Y. Jets
10	Seattle	30	Dec. 15-@Green Bay
373		413	Dec. 22-@Buffalo

### Green Bay Packers (Green Bay Leads Series 10-5)

Year	Site	Winner-Score	Att.
1960	Gr. Bay	Green Bay, 41-7	32,294
1964	Dallas	Green Bay, 45-21	44,975
1965	Milwau.	Green Bay, 13-3	48,311
1966*	Dallas	Green Bay, 34-27	75,504
1967*	Gr. Bay	Green Bay, 21-17	50,861
1968	Dallas	Green Bay, 28-17	74,604
1970	Dallas	Dallas, 16-3	67,182
1972	Milwau.	Green Bay, 16-14	47,103
1975	Dallas	Green Bay, 19-17	64,934
1978	Milwau.	Dallas, 42-14	55,256
1980	Milwau.	Dallas, 28-7	54,776
1982**	Dallas	Dallas, 37-26	63,972
1984	Dallas	Dallas, 20-6	64,222
1989	Gr. Bay	Green Bay, 31-13	56,656
1989	Dallas	Green Bay, 20-10	41,265

\*NFL Championship Game

\*\*Super Bowl Tournament

### GREEN BAY PACKERS

'90 Results (6-10)		'91 Schedule	
36	L.A. Rams	34	Sept. 1-Philadelphia
13	Chicago	21	Sept. 8-@Detroit
3	Kansas City	17	Sept. 15-Tampa Bay
24	@Detroit	21	Sept. 22-@Miami
13	@Chicago	27	Sept. 29-@L.A. Rams
14	@Tampa Bay	26	Oct. 6-DALLAS
24	Minnesota	10	Oct. 13-open date
20	San Francisco	24	Oct. 17-Chicago
29	@L.A. Raiders	16	Oct. 27-@Tampa Bay
24	@Phoenix	21	Nov. 3-@N.Y. Jets
20	Tampa Bay	10	Nov. 10-Buffalo
7	@Minnesota	23	Nov. 17-Minnesota
14	Seattle	20	Nov. 24-Indianapolis
0	@Philadelphia	31	Dec. 1-@Atlanta
17	Detroit	24	Dec. 8-@Chicago
13	@Denver	22	Dec. 15-Detroit
271		347	Dec. 21-@Minnesota

### Houston Oilers (Dallas Leads Series, 4-2)

Year	Site	Winner-Score	Att.
1970	Dallas	Dallas, 52-10	50,504
1974	Houston	Dallas, 10-0	49,775
1979	Dallas	Houston, 30-24	63,897
1982	Houston	Dallas, 37-7	51,808
1985	Houston	Dallas, 17-10	49,686
1988	Dallas	Houston, 25-17	50,845

### HOUSTON OILERS

'90 Results (9-7)		'91 Schedule	
27	@Atlanta	47	Sept. 1-L.A. Raiders
9	@Pittsburgh	20	Sept. 8-@Cincinnati
24	Indianapolis	10	Sept. 16-Kansas City
17	@San Diego	7	Sept. 22-@New England
21	San Francisco	24	Sept. 29-open date
48	Cincinnati	17	Oct. 6-Denver
23	New Orleans	10	Oct. 13-@N.Y. Jets
12	N.Y. Jets	17	Oct. 20-@Miami
13	@L.A. Rams	17	Oct. 27-Cincinnati
35	@Cleveland	23	Nov. 3-@Washington
27	Buffalo	24	Nov. 10-DALLAS
10	@Seattle (OT)	13	Nov. 17-Cleveland
58	Cleveland	14	Nov. 24-@Pittsburgh
27	@Kansas City	10	Dec. 2-Philadelphia
20	@Cincinnati	40	Dec. 8-Pittsburgh
34	Pittsburgh	14	Dec. 15-@Cleveland
405		307	Dec. 21-@N.Y. Giants



### Indianapolis Colts

(Dallas Leads Series, 6-3)

Year	Site	Winner-Score	Att.
1960	Dallas	Baltimore, 45-7	25,500
1967	Balt.	Baltimore, 23-17	60,238
1969	Dallas	Dallas, 27-10	63,191
1970*	Miami	Baltimore, 16-13	80,055
1972	Balt.	Dallas, 21-0	58,992
1976	Dallas	Dallas, 30-27	64,237
1978	Dallas	Dallas, 38-0	64,224
1981	Balt.	Dallas, 37-13	54,871
1984	Dallas	Dallas, 22-3	58,724

\* Super Bowl V, Jan. 17, 1971

### Kansas City Chiefs

(Series Tied, 2-2)

Year	Site	Winner-Score	Att.
1970	Kan. City	Dallas, 27-16	51,158
1975	Dallas	Kansas City, 34-31	63,539
1983	Dallas	Dallas, 41-21	64,103
1989	Kan. City	Kansas City, 36-28	76,841

### L.A. Raiders

(Raiders Lead Series, 3-1)

Year	Site	Winner-Score	Att.
1974	Oakland	Oakland, 27-23	45,850
1980	Oakland	Dallas, 19-13	53,194
1983	Dallas	L.A., 40-38	64,991
1986	Dallas	L.A., 17-13	61,706

### L.A. Rams

(Series Tied, 12-12)

Year	Site	Winner-Score	Att.
1960	Dallas	L.A., 38-13	16,000
1962	L.A.	Dallas, 27-17	26,907
1967	Dallas	L.A., 35-13	75,229
1969	L.A.	L.A., 24-23	79,105
1971	Dallas	Dallas, 28-21	66,595
1973	L.A.	L.A., 37-31	81,428
1973*	Dallas	Dallas, 27-16	64,291
1975	Dallas	Dallas, 18-7	49,091
1975**	L.A.	Dallas, 37-7	84,483
1976*	Dallas	L.A., 14-12	62,436
1978	L.A.	L.A., 27-14	65,749
1978**	L.A.	Dallas, 28-0	67,470
1979	Dallas	Dallas, 30-6	64,462
1979*	Dallas	L.A., 21-19	64,792
1980	L.A.	L.A., 38-14	62,548
1980S	Dallas	Dallas, 34-13	64,533
1981	Dallas	Dallas, 29-17	64,649
1983S	Dallas	L.A., 24-17	43,521
1984	L.A.	Dallas, 20-13	65,403
1985*	L.A.	L.A., 20-0	66,351
1986	L.A.	L.A., 29-10	64,949
1987	L.A.	Dallas, 29-21	60,700
1989	Dallas	L.A., 35-31	46,100
1990	L.A.	Dallas, 24-21	58,589

\$ NFC Wild Card Game

\* NFC Division Playoff Game

\*\* NFC Championship Game

### Miami Dolphins

(Miami Leads Series, 5-2)

Year	Site	Winner-Score	Att.
1971*	N. Orleans	Dallas, 24-3	81,035
1973	Dallas	Miami, 14-7	64,100
1978	Miami	Miami, 23-16	69,414
1981	Dallas	Dallas, 28-27	64,221
1984	Miami	Miami, 28-21	74,139
1987	Dallas	Miami, 20-14	56,519
1989	Dallas	Miami, 17-14	56,044

\* Super Bowl VI, Jan. 16, 1972

### Minnesota Vikings

(Dallas Leads Series, 10-7)

Year	Site	Winner-Score	Att.
1961	Dallas	Dallas, 21-7	20,500
1961	Minn.	Dallas, 28-0	33,070
1966	Dallas	Dallas, 28-17	64,116
1968	Dallas	Dallas, 20-7	47,644
1970	Minn.	Minn., 54-13	47,900
1971*	Minn.	Dallas, 20-12	49,100
1973**	Dallas	Minn., 27-10	64,524
1974	Dallas	Minn., 23-21	57,847
1975*	Minn.	Dallas, 17-14	48,341
1977	Minn.	Dallas, 16-10(OT)	47,678
1977**	Dallas	Dallas, 23-6	61,968
1978	Dallas	Minn., 21-10	61,848
1979	Minn.	Dallas, 36-20	47,572
1982	Minn.	Minn., 31-27	60,007
1983	Minn.	Dallas, 37-24	60,774
1987	Dallas	Minn., 44-38(OT)	54,229
1988	Dallas	Minn., 43-3	57,830

\* NFC Divisional Playoff Game

\*\* NFC Championship Game

### New England Patriots

(Dallas Leads Series, 6-0)

Year	Site	Winner-Score	Att.
1971	Dallas	Dallas, 44-21	65,708
1975	N. Eng.	Dallas, 34-31	60,905
1978	Dallas	Dallas, 17-10	63,263
1981	N. Eng.	Dallas, 35-21	60,311
1984	Dallas	Dallas, 20-17	55,341
1987	N. Eng.	Dallas, 23-17(OT)	60,567

### New Orleans Saints

(Dallas Leads Series, 12-3)

Year	Site	Winner-Score	Att.
1967	Dallas	Dallas, 14-10	52,562
1967	N.O.	Dallas, 27-10	83,437
1968	N.O.	Dallas, 17-3	84,728
1969	N.O.	Dallas, 21-17	79,567
1969	Dallas	Dallas, 33-17	68,282
1971	N.O.	N.O., 24-14	83,088
1973	Dallas	Dallas, 40-3	53,972
1976	N.O.	Dallas, 24-6	61,413
1978	Dallas	Dallas, 27-7	57,920
1982	Dallas	Dallas, 21-7	64,506
1983	Dallas	Dallas, 21-20	62,136
1984	Dallas	Dallas, 30-27(OT)	50,966

Continued

**New Orleans Saints Cont.**

1988	N.O.	N.O., 20-17	68,474
1989	N.O.	N.O., 28-0	66,977
1990	Dallas	Dallas, 17-13	60,087

**NEW ORLEANS SAINTS**

'90 Results (8-8)		'91 Schedule	
12	San Francisco	13	Sept. 1-Seattle
3	@Minnesota	32	Sept. 8-@Kansas City
28	Phoenix	7	Sept. 15-L.A. Rams
27	@Atlanta	28	Sept. 22-Minnesota
25	Cleveland	20	Sept. 29-@Atlanta
10	@Houston	23	Oct. 6-open date
10	Detroit	27	Oct. 13-@Philadelphia
21	@Cincinnati	7	Oct. 20-Tampa Bay
35	Tampa Bay	7	Oct. 27-Chicago
17	@Washington	31	Nov. 3-@L.A. Rams
10	Atlanta	7	Nov. 10-San Francisco
13	@DALLAS	17	Nov. 17-@San Diego
24	@L.A. Rams	20	Nov. 24-Atlanta
6	Pittsburgh	9	Dec. 1-@San Francisco
13	@San Francisco	10	Dec. 8-@DALLAS
20	L.A. Rams	17	Dec. 16-L.A. Raiders
274		275	Dec. 22-@Phoenix

**New York Giants**

(Dallas Leads Series, 35-20-2)

Year	Site	Winner-Score	Att.
1960	New York	Tie, 31-31	55,033
1961	Dallas	New York, 31-10	41,500
1961	New York	Dallas, 17-16	60,254
1962	Dallas	New York, 41-10	45,668
1962	New York	New York, 41-31	62,694
1963	New York	New York, 37-21	62,889
1963	Dallas	New York, 34-27	29,635
1964	Dallas	Tie, 13-13	33,225
1964	New York	Dallas, 31-21	63,031
1965	Dallas	Dallas, 31-2	59,366
1965	New York	Dallas, 38-20	62,871
1966	Dallas	Dallas, 52-7	60,010
1966	New York	Dallas, 17-7	62,735
1967	Dallas	Dallas, 38-24	66,209
1968	Dallas	New York, 27-21	72,163
1968	New York	Dallas, 28-10	62,617
1969	Dallas	Dallas, 25-3	58,964
1970	Dallas	Dallas, 28-10	57,236
1970	New York	New York, 23-20	62,938
1971	Dallas	Dallas, 20-13	68,378
1971	New York	Dallas, 42-14	62,815
1972	New York	Dallas, 23-14	62,725
1972	Dallas	New York, 23-3	64,602
1973	Dallas	Dallas, 45-28	64,898
1973	N. Haven	Dallas, 23-10	70,128
1974	Dallas	New York, 14-6	46,353
1974	N. Haven	Dallas, 21-7	61,191
1975	New York	Dallas, 13-7	56,511
1975	Dallas	Dallas, 14-3	53,329
1976	New York	Dallas, 24-14	76,042
1976	Dallas	Dallas, 9-3	58,870
1977	Dallas	Dallas, 41-21	64,215
1977	New York	Dallas, 24-10	74,532
1978	New York	Dallas, 34-24	73,265
1978	Dallas	Dallas, 24-3	64,869
1979	New York	Dallas, 16-14	76,490
1979	Dallas	Dallas, 28-7	63,787
1980	Dallas	Dallas, 24-3	59,126
1980	New York	New York, 38-35	68,343

Continued

**New York Giants Cont.**

1981	Dallas	Dallas, 18-10	63,499
1981	New York	N.Y., 13-10(OT)	73,009
1983	Dallas	Dallas, 28-13	62,347
1983	New York	Dallas, 38-20	76,142
1984	New York	New York, 28-7	75,921
1984	Dallas	New York, 19-7	60,235
1985	New York	Dallas, 30-29	74,981
1985	Dallas	Dallas, 28-21	62,310
1986	Dallas	Dallas, 31-28	59,804
1986	New York	New York, 17-14	74,871
1987	New York	Dallas, 16-14	73,426
1987	Dallas	Dallas, 33-24	55,730
1988	Dallas	New York, 12-10	55,325
1988	New York	New York, 29-21	75,826
1989	Dallas	New York, 10-13	51,785
1989	New York	New York, 30-15	72,141
1990	Dallas	New York, 28-7	61,090
1990	New York	New York, 31-17	75,923

**NEW YORK GIANTS**

'90 Results (13-3)		'91 Schedule	
27	Philadelphia	20	Sept. 2-San Francisco
28	@DALLAS	7	Sept. 8-L.A. Rams
20	Miami	3	Sept. 15-@Chicago
31	DALLAS	17	Sept. 22-Cleveland
24	@Washington	20	Sept. 29-@DALLAS
20	Phoenix	19	Oct. 6-Phoenix
21	Washington	10	Oct. 14-@Pittsburgh
24	@Indianapolis	7	Oct. 20-open date
31	@L.A. Rams	7	Oct. 27-Washington
20	Detroit	0	Nov. 4-@Philadelphia
13	@Philadelphia	31	Nov. 10-@Phoenix
3	@San Francisco	7	Nov. 17-DALLAS
23	Minnesota	15	Nov. 24-@Tampa Bay
13	Buffalo	17	Dec. 1-@Cincinnati
24	@Phoenix	21	Dec. 8-Philadelphia
13	@New England	10	Dec. 15-@Washington
335		211	Dec. 21-Houston

**N.Y. Jets**

(Dallas Leads Series, 4-1)

Year	Site	Winner-Score	Att.
1971	Dallas	Dallas, 52-10	66,689
1975	New York	Dallas, 31-21	37,279
1978	New York	Dallas, 30-7	52,532
1987	New York	Dallas, 38-24	12,370
1990	New York	New York, 24-9	68,086

**Philadelphia Eagles**

(Dallas Leads Series, 36-25)

Year	Site	Winner-Score	Att.
1960	Dallas	Phil., 27-25	18,500
1961	Dallas	Phil., 43-7	25,000
1961	Phil.	Phil., 35-13	60,127
1962	Dallas	Dallas, 41-19	18,645
1962	Phil.	Phil., 28-14	58,070
1963	Phil.	Phil., 24-21	60,671
1963	Dallas	Dallas, 27-20	23,694
1964	Dallas	Phil., 17-14	55,972
1964	Phil.	Phil., 24-14	60,671
1965	Dallas	Phil., 35-24	56,249
1965	Phil.	Dallas, 21-19	54,714
1966	Dallas	Dallas, 56-7	69,372
1966	Phil.	Phil., 24-23	60,658

Continued

## Philadelphia Eagles Cont.

1967	Phil.	Phil., 21-14	60,740
1967	Dallas	Dallas, 38-17	55,834
1968	Phil.	Dallas, 45-13	60,858
1968	Dallas	Dallas, 34-14	72,083
1969	Phil.	Dallas, 38-7	60,658
1969	Dallas	Dallas, 49-14	71,509
1970	Phil.	Dallas, 17-7	59,728
1970	Dallas	Dallas, 21-17	55,736
1971	Phil.	Dallas, 42-7	65,358
1971	Dallas	Dallas, 20-7	60,178
1972	Dallas	Dallas, 28-6	55,850
1972	Phil.	Dallas, 28-7	65,720
1973	Phil.	Phil., 30-16	65,954
1973	Dallas	Dallas, 31-10	61,985
1974	Phil.	Phil., 13-10	64,088
1974	Dallas	Dallas, 31-24	43,586
1975	Phil.	Dallas, 20-17	64,889
1975	Dallas	Dallas, 27-17	57,893
1976	Dallas	Dallas, 27-7	54,052
1976	Phil.	Dallas, 26-7	55,072
1977	Phil.	Dallas, 16-10	65,507
1977	Dallas	Dallas, 24-14	60,289
1978	Dallas	Dallas, 14-7	60,525
1978	Phil.	Dallas, 31-13	64,667
1979	Dallas	Phil., 31-21	62,417
1979	Phil.	Dallas, 24-17	71,434
1980	Phil.	Phil., 17-10	70,696
1980	Dallas	Dallas, 35-27	62,548
1981*	Phil.	Phil., 20-7	70,696
1981	Phil.	Dallas, 17-14	72,111
1981	Dallas	Dallas, 21-10	64,955
1982	Dallas	Phil., 24-20	46,199
1983	Dallas	Dallas, 37-7	63,070
1983	Phil.	Dallas, 27-20	71,236
1984	Dallas	Dallas, 23-17	64,521
1984	Phil.	Dallas, 26-10	66,322
1985	Phil.	Phil., 16-14	70,114
1985	Dallas	Dallas, 35-17	54,047
1986	Phil.	Dallas, 17-14	68,572
1986	Dallas	Phil., 23-21	46,117
1987	Dallas	Dallas, 41-22	40,622
1987	Phil.	Phil., 37-20	61,630
1988	Phil.	Phil., 24-23	66,309
1988	Dallas	Phil., 23-7	46,131
1989	Dallas	Phil., 27-0	54,444
1989	Phil.	Phil., 20-10	59,842
1990	Dallas	Phil., 21-20	62,605
1990	Phil.	Phil., 17-3	63,895

\*NFC Championship Game

## PHILADELPHIA EAGLES

'90 Results (10-6)		'91 Schedule	
20	@N.Y. Giants	27	Sept. 1-@Green Bay
21	Phoenix	23	Sept. 8-Phoenix
27	@L.A. Rams	21	Sept. 15-@DALLAS
23	Indianapolis	24	Sept. 22-Pittsburgh
37	Minnesota	24	Sept. 30-@Washington
7	@Washington	13	Oct. 6-@Tampa Bay
21	@DALLAS	20	Oct. 13-New Orleans
48	New England	20	Oct. 20-open date
28	Washington	14	Oct. 27-San Francisco
24	@Atlanta	23	Nov. 4-N.Y. Giants
21	N.Y. Giants	13	Nov. 10-@Cleveland
23	@Buffalo	30	Nov. 17-Cincinnati
20	@Miami (OT)	23	Nov. 24-@Phoenix
31	Green Bay	0	Dec. 2-@Houston
17	DALLAS	3	Dec. 8-@N.Y. Giants
23	@Phoenix	21	Dec. 15-DALLAS
396		299	Dec. 22-Washington

Phoenix Cardinals  
(Dallas Leads Series, 34-22-1)

Year	Site	Winner-Score	Att.
1960	St. Louis	St. Louis, 12-10	23,128
1961	Dallas	St. Louis, 31-17	20,500
1961	St. Louis	St. Louis, 31-13	15,384
1962	Dallas	St. Louis, 28-24	16,027
1962	St. Louis	St. Louis, 55-20	14,201
1963	Dallas	St. Louis, 34-7	36,432
1963	St. Louis	Dallas, 28-24	12,695
1964	Dallas	St. Louis, 16-6	36,605
1964	St. Louis	Dallas, 31-13	28,253
1965	St. Louis	St. Louis, 20-13	32,034
1965	Dallas	Dallas, 27-13	38,499
1966	St. Louis	Tie, 10-10	50,673
1966	Dallas	Dallas, 31-17	76,965
1967	Dallas	Dallas, 46-21	68,787
1968	Dallas	Dallas, 27-10	48,296
1969	Dallas	Dallas, 24-3	62,134
1970	St. Louis	St. Louis, 20-7	50,780
1970	Dallas	St. Louis, 38-0	69,323
1971	St. Louis	Dallas, 16-13	50,486
1971	Dallas	Dallas, 31-12	66,672
1972	Dallas	Dallas, 33-24	65,218
1972	St. Louis	Dallas, 27-6	49,787
1973	Dallas	Dallas, 45-10	64,729
1973	St. Louis	Dallas, 30-3	43,946
1974	St. Louis	St. Louis, 31-28	49,885
1974	Dallas	Dallas, 17-14	64,146
1975	Dallas	Dallas, 37-31	52,417
1975	St. Louis	St. Louis, 31-17	49,701
1976	St. Louis	St. Louis, 21-17	50,317
1976	Dallas	Dallas, 19-14	62,498
1977	St. Louis	Dallas, 30-24	50,129
1977	Dallas	St. Louis, 24-17	64,038
1978	Dallas	Dallas, 21-12	62,760
1978	St. Louis	Dallas, 24-21(OT)	48,991
1979	St. Louis	Dallas, 22-21	50,855
1979	Dallas	Dallas, 22-13	64,300
1980	St. Louis	Dallas, 27-24	50,701
1980	Dallas	Dallas, 31-21	52,567
1981	Dallas	Dallas, 30-17	63,602
1981	St. Louis	St. Louis, 20-17	49,777
1982	St. Louis	Dallas, 24-7	50,705
1983	St. Louis	Dallas, 34-17	48,532
1983	Dallas	Dallas, 35-17	60,764
1984	Dallas	St. Louis, 31-20	61,438
1984	St. Louis	Dallas, 24-17	48,721
1985	St. Louis	St. Louis, 21-10	49,347
1985	Dallas	Dallas, 35-17	54,125
1986	St. Louis	Dallas, 31-7	49,077
1986	Dallas	Dallas, 37-6	60,756
1987	St. Louis	St. Louis, 24-13	47,241
1987	Dallas	Dallas, 21-16	36,788
1988	Phoenix	Dallas, 17-14	67,139
1988	Dallas	Phoenix, 16-10	42,196
1989	Dallas	Phoenix, 19-10	44,431
1989	Phoenix	Phoenix, 24-20	49,657
1990	Phoenix	Phoenix, 20-3	45,235
1990	Dallas	Dallas, 41-10	60,190

Continued



## Phoenix Cardinals Cont.

## PHOENIX CARDINALS

'90 Results (5-11)		'91 Schedule	
0 @ Washington	31	Sept. 1-@L.A. Rams	
23 @ Philadelphia	21	Sept. 8-@Philadelphia	
7 @ New Orleans	28	Sept. 15-@Washington	
10 Washington	38	Sept. 22-DALLAS	
20 DALLAS	3	Sept. 29-New England	
19 @N.Y. Giants	20	Oct. 6-@N.Y. Giants	
21 Chicago	31	Oct. 13-@Minnesota	
3 @Miami	23	Oct. 20-Atlanta	
14 @Buffalo	45	Oct. 27-Minnesota	
21 Green Bay	24	Nov. 3-@DALLAS	
34 New England	14	Nov. 10-N.Y. Giants	
20 Indianapolis	17	Nov. 17-@San Francisco	
24 @Atlanta	13	Nov. 24-Philadelphia	
10 @DALLAS	41	Dec. 1-open date	
21 N.Y. Giants	24	Dec. 8-Washington	
21 Philadelphia	23	Dec. 15-@Denver	
266	396	Dec. 22-New Orleans	

## Pittsburgh Steelers

## (Pittsburgh Leads Series 13-11)

Year	Site	Winner-Score	Att.
1960	Dallas	Pitts., 35-28	30,000
1961	Dallas	Dallas, 27-24	23,500
1961	Pitts.	Pitts., 37-7	17,519
1962	Dallas	Pitts., 30-28	19,478
1962	Pitts.	Dallas, 42-27	23,106
1963	Pitts.	Pitts., 27-21	19,047
1963	Dallas	Pitts., 24-19	24,136
1964	Pitts.	Pitts., 23-17	35,594
1964	Dallas	Dallas, 17-14	35,271
1965	Pitts.	Pitts., 22-13	37,804
1965	Dallas	Dallas, 24-17	57,293
1966	Dallas	Dallas, 52-21	58,453
1966	Pitts.	Dallas, 20-7	42,185
1967	Pitts.	Dallas, 24-21	39,641
1968	Dallas	Dallas, 28-7	55,069
1969	Pitts.	Dallas, 10-7	24,990
1972	Dallas	Dallas, 17-13	65,682
1975*	Miami	Pitts., 21-17	80,187
1977*	Pitts.	Pitts., 28-13	49,761
1978**	Miami	Pitts., 35-31	78,656
1979	Pitts.	Pitts., 14-3	50,199
1982	Dallas	Pitts., 36-28	63,431
1985	Dallas	Dallas, 27-13	62,932
1988	Pitts.	Pitts., 24-21	56,813

## PITTSBURGH STEELERS

'90 Results (9-7)		'91 Schedule	
3 @Cleveland	13	Sept. 1-San Diego	
20 Houston	9	Sept. 8-@Buffalo	
3 @L.A. Raiders	20	Sept. 15-New England	
6 Miami	28	Sept. 22-@Philadelphia	
36 San Diego	14	Sept. 29-open date	
34 @Denver	17	Oct. 6-@Indianapolis	
7 @San Francisco	27	Oct. 14-N.Y. Giants	
41 L.A. Rams	10	Oct. 20-Seattle	
21 Atlanta	9	Oct. 27-@Cleveland	
3 @Cincinnati	27	Nov. 3-@Denver	
24 @N.Y. Jets	7	Nov. 10-@Cincinnati	
12 Cincinnati	16	Nov. 17-Washington	
24 New England	3	Nov. 24-Houston	
9 @New Orleans	6	Nov. 28-@DALLAS	
35 Cleveland	0	Dec. 8-@Houston	
14 @Houston	34	Dec. 15-Cincinnati	
292	240	Dec. 22-Cleveland	

\*Super Bowl X, Jan. 18, 1976

\*\*Super Bowl XIII, Jan. 21, 1979

San Diego Chargers  
(Dallas Leads Series, 4-1)

Year	Site	Winner-Score	Att.
1972	San Diego	Dallas, 34-28	54,476
1980	Dallas	Dallas, 42-31	60,639
1983	San Diego	San Diego, 24-23	46,192
1986	San Diego	Dallas, 24-21	55,622
1990	Dallas	Dallas, 17-14	48,063

San Francisco 49ers  
(San Francisco Leads Series 10-8-1)

Year	Site	Winner-Score	Att.
1960	Dallas	San Fran., 26-14	10,000
1963	San Fran.	San Fran., 31-24	29,563
1965	Dallas	Dallas, 39-31	33,677
1967	San Fran.	San Fran., 24-16	27,182
1969	Dallas	Tie, 24-24	62,348
1970*	San Fran.	Dallas, 17-10	59,625
1971**	Dallas	Dallas, 14-3	66,311
1972	Dallas	San Fran., 31-10	65,124
1972*	San Fran.	Dallas, 30-28	61,214
1974	Dallas	Dallas, 20-14	50,018
1977	San Fran.	Dallas, 42-35	55,848
1979	San Fran.	Dallas, 21-13	56,728
1980	Dallas	Dallas, 59-14	63,399
1981	San Fran.	San Fran., 45-14	57,574
1981**	San Fran.	San Fran., 28-27	60,525
1983	San Fran.	San Fran., 42-17	59,957
1985	San Fran.	San Fran., 31-16	60,114
1989	Dallas	San Fran., 31-14	61,077
1990	Dallas	San Fran., 24-6	62,966

\*\*NFC Divisional Playoff Game

\*NFC Championship Game

Seattle Seahawks  
(Dallas Leads Series, 3-1)

Year	Site	Winner-Score	Att.
1976	Seattle	Dallas, 28-13	62,027
1980	Dallas	Dallas, 51-7	57,540
1983	Seattle	Dallas, 35-10	63,352
1986	Dallas	Seattle, 31-14	58,023

Tampa Bay Buccaneers  
(Dallas Leads Series, 8-0)

Year	Site	Winner-Score	Att.
1977	Dallas	Dallas, 23-7	55,316
1980	Dallas	Dallas, 28-17	62,750
1981*	Dallas	Dallas, 38-0	64,848
1982	Dallas	Dallas, 14-9	49,578
1982**	Dallas	Dallas, 30-17	65,042
1983	Dallas	Dallas, 27-24(OT)	63,308
1990	Dallas	Dallas, 14-10	60,076
1990	Tampa	Dallas, 17-13	68,315

\*NFC Divisional Playoff

\*\*Super Bowl Tournament

Washington Redskins  
(Dallas Leads Series, 34-26-2)

Year	Site	Winner-Score	Att.
1960	Wash.	Wash., 26-14	21,142

Continued

THE OPPONENTS

**Washington Redskins Cont.**

1961	Dallas	Tie, 28-28	17,500
1961	Wash.	Wash., 34-24	21,451
1962	Dallas	Tie, 35-35	15,730
1962	Wash.	Dallas, 38-10	49,888
1963	Wash.	Wash., 21-17	40,101
1963	Dallas	Dallas, 35-20	18,838
1964	Dallas	Dallas, 24-18	25,158
1964	Wash.	Wash., 28-16	49,219
1965	Dallas	Dallas, 27-7	61,577
1965	Wash.	Wash., 34-31	50,205
1966	Wash.	Dallas, 31-30	50,927
1966	Dallas	Wash., 34-31	64,198
1967	Wash.	Dallas, 17-14	50,566
1967	Dallas	Wash., 27-20	75,538
1968	Dallas	Dallas, 29-20	66,076
1968	Wash.	Dallas, 44-24	50,816
1969	Wash.	Dallas, 41-28	50,474
1969	Dallas	Dallas, 20-10	56,924
1970	Wash.	Dallas, 45-21	50,415
1970	Dallas	Dallas, 34-0	57,936
1971	Dallas	Wash., 20-16	72,000
1971	Wash.	Dallas, 13-0	53,041
1972	Wash.	Wash., 24-20	53,039
1972	Dallas	Dallas, 34-24	65,136
1972*	Wash.	Wash., 26-3	53,129
1973	Wash.	Wash., 14-7	54,314
1973	Dallas	Dallas, 27-7	64,458
1974	Wash.	Wash., 28-21	54,395
1974	Dallas	Dallas, 24-23	63,243
1975	Wash.	Wash., 30-24(OT)	55,004
1975	Dallas	Dallas, 31-10	61,091
1976	Wash.	Dallas, 20-7	55,004
1976	Dallas	Wash., 27-14	59,916
1977	Dallas	Dallas, 34-16	62,115
1977	Wash.	Dallas, 14-7	55,031
1978	Wash.	Wash., 9-5	55,031
1978	Dallas	Dallas, 37-10	64,905
1979	Wash.	Wash., 34-20	55,031
1979	Dallas	Dallas, 35-34	62,867
1980	Wash.	Dallas, 17-3	55,045
1980	Dallas	Dallas, 14-10	58,809

**Washington Redskins Cont.**

1981	Wash.	Dallas, 26-10	55,045
1981	Dallas	Dallas, 24-10	64,583
1982	Wash.	Dallas, 24-10	54,633
1982*	Wash.	Wash., 31-17	55,045
1983	Wash.	Dallas, 31-30	55,045
1983	Dallas	Wash., 31-10	65,074
1984	Wash.	Wash., 34-14	55,431
1984	Dallas	Wash., 30-28	64,286
1985	Dallas	Dallas, 44-14	62,292
1985	Wash.	Dallas, 13-7	55,750
1986	Dallas	Dallas, 30-6	63,264
1986	Wash.	Wash., 41-14	55,642
1987	Dallas	Wash., 13-7	60,415
1987	Wash.	Wash., 24-20	54,882
1988	Dallas	Wash., 35-17	63,235
1988	Wash.	Dallas, 24-17	51,526
1989	Dallas	Wash., 30-7	63,200
1989	Wash.	Dallas, 13-3	53,187
1990	Wash.	Wash., 19-15	53,804
1990	Dallas	Dallas, 27-17	60,355


\*NFC Championship Game

**WASHINGTON REDSKINS**

'90 Results (10-6)		'91 Schedule	
31	Phoenix	0	Sept. 1-Detroit
13	@San Francisco	26	Sept. 9-DALLAS
19	DALLAS	15	Sept. 15-Phoenix
38	@Phoenix	10	Sept. 22-@Cincinnati
20	N.Y. Giants	24	Sept. 30-Philadelphia
13	Philadelphia	7	Oct. 6-@Chicago
10	@N.Y. Giants	21	Oct. 13-Cleveland
41	@Detroit (OT)	38	Oct. 20-open date
14	@Philadelphia	28	Oct. 27-@N.Y. Giants
31	New Orleans	17	Nov. 3-Houston
17	@DALLAS	27	Nov. 10-Atlanta
42	Miami	20	Nov. 17-@Pittsburgh
10	Chicago	9	Nov. 24-DALLAS
25	@New England	10	Dec. 1-@L.A. Rams
28	@Indianapolis	35	Dec. 8-@Phoenix
29	Buffalo	14	Dec. 15-N.Y. Giants
381		301	Dec. 22-@Philadelphia

*Continued*





1990 SEASON



# The 1990 Season At A Glance

## Dallas 17, San Diego 14 At Dallas, Sept. 9, 1990

SAN DIEGO	7	7	0	0	— 14
DALLAS	7	0	0	10	— 17

Cowboys — McKinnon 28 pass from Aikman (Willis kick)  
Chargers — McEwen 14 pass from Vlasic (Revez kick)

Chargers — Butts 1 run (Revez kick)

Cowboys — FG Willis 31

Cowboys — Aikman 1 run (Willis kick)

Attendance — 48,063

	Chargers	Cowboys
First Downs	12	14
Total Net Yards	212	249
Net Yards Rushing	85	88
Net Yards Passing	127	161
Passes	34-18	29-13
Sacked/Yards	1/13	5/32
Passes Intercepted By	1	1
Punts-Average	5-38.4	7-44.9
Fumbles-Lost	1-1	0-0
Penalties-Yards	7-64	9-97

### Rushing

Chargers — Butts, 16 for 61, 1 touchdown; Harmon, 2 for 11; Bernstine, 4 for 11; Plummer, 1 for 2.

Cowboys — Agee, 13 for 59; Aikman, 5 for 15, 1 touchdown; Johnston, 3 for 6; T. Smith 6 for 6; E. Smith, 2 for 2.

### Passing

Chargers — Vlasic, 17 of 31 for 137 yards, 1 touchdown, 1 interception; Tolliver, 1 of 3 for 3 yards.

Cowboys — Aikman, 13 of 29 for 193 yards, 1 touchdown, 1 interception.

### Receiving

Chargers — A. Miller, 4 for 44; Harmon, 4 for 29; McEwen, 3 for 27, 1 touchdown; Bernstine, 3 for 8; Wilson, 2 for 12; Early, 1 for 20; Butts, 1 for 0.

Cowboys — Martin, 5 for 78; Agee, 4 for 50; Novacek, 3 for 37; McKinnon, 1 for 28, 1 touchdown.

## N.Y. Giants 28, Dallas 7 At Dallas, Sept. 16, 1990

N.Y. GIANTS	0	14	7	7	— 28
DALLAS	0	7	0	0	— 7

Giants — Simms 4 run (Allegre kick)  
Giants — Anderson 1 run (Allegre kick)

Cowboys — Wright 9 kickoff return (Willis kick)

Giants — Bavaro 4 pass from Simms (Allegre kick)

Giants — Taylor 11 interception return (Allegre kick)

Attendance — 61,090

	Giants	Cowboys
First Downs	23	9
Total Net Yards	369	156
Net Yards Rushing	161	20
Net Yards Passing	208	136
Passes	21-16	27-14
Sacked/Yards	0/0	2/13
Passes Intercepted By	2	0
Punts-Average	3-41.7	3-48.3
Fumbles-Lost	4-3	5-2
Penalties-Yards	6-71	9-49

### Rushing

Giants — Tillman, 22 for 71; Anderson, 11 for 41, 1 touchdown; Hampton, 8 for 22; Simms, 5 for 22, 1 touchdown; Carthon, 2 for 9; Rouson, 1 for 5; Hostetler, 2 for -9.

Cowboys — E. Smith, 6 for 11; Agee, 3 for 5; Bates, 1 for 4; Walsh, 1 for 0.

### Passing

Giants — Simms, 16 of 21 for 208 yards, 1 touchdown.

Cowboys — Aikman, 10 of 18 for 109 yards, 2 interceptions; Walsh, 4 of 9 for 40 yards.

### Receiving

Giants — Bavaro, 5 for 72, 1 touchdown; Hampton, 4 for 53; Turner, 2 for 25; Tillman, 2 for 18; Ingram, 1 for 18; Meggett, 1 for 13; Anderson, 1 for 9.

Cowboys — Awalt, 3 for 35; Agee, 3 for 16; Martin, 2 for 33; E. Smith, 2 for 12; Dixon, 1 for 21; Johnston, 1 for 19; McKinnon, 1 for 7; Novacek, 1 for 6.

## Washington 19, Dallas 15 At Washington, Sept. 23, 1990

DALLAS	0	3	3	9	— 15
WASHINGTON	3	3	6	7	— 19

Redskins — FG Lohmiller 37

Cowboys — FG Willis 33

Redskins — FG Lohmiller 23

Cowboys — FG Willis 41

Redskins — FG Lohmiller 24

Redskins — FG Lohmiller 55

Redskins — Green 18 interception return (Lohmiller kick)

Cowboys — E. Smith 2 run (Willis kick)

Cowboys — Safety, Mojsiejenko stepped out of endzone

Attendance — 53,804

	Cowboys	Redskins
First Downs	19	11
Total Net Yards	234	214
Net Yards Rushing	91	79
Net Yards Passing	143	135
Passes	43-23	30-13
Sacked/Yards	8/64	3/20
Passes Intercepted By	0	2
Punts-Average	5-42.0	3-38.8
Fumbles-Lost	2-1	1-1
Penalties-Yards	9-65	11-102

**Rushing**

Cowboys — E. Smith, 17 for 63, 1 touchdown; Highsmith, 6 for 15; Johnston, 1 for 8; Aikman, 2 for 5.

Redskins — Byner, 13 for 57; Sanders, 3 for 18; Riggs, 2 for 8; Humphries, 3 for -4.

**Passing**

Cowboys — Aikman, 23 of 43 for 207 yards, 2 interceptions.

Redskins — Rypien, 8 of 17 for 97 yards; Humphries, 5 of 13 for 58 yards.

**Receiving**

Cowboys — McKinnon, 4 for 49; Novacek, 4 for 39; Johnston, 3 for 28; Awalt, 3 for 23; Martin, 3 for 22; Wright, 2 for 28; E. Smith, 2 for 12; Highsmith, 2 for 6.

Redskins — Sanders, 7 for 78; Clark, 3 for 46; Byner, 2 for 16; Monk, 1 for 15.

**N. Y. Giants 31, Dallas 17**  
At New York, Sept. 30, 1990

DALLAS ..... 0 3 7 7-17  
N.Y. GIANTS ..... 7 10 0 14-31

Giants — Ingram 12 pass from Simms (Bahr kick)

Cowboys — FG Willis 22

Giants — FG Bahr 34

Giants — Mrosko 7 pass from Simms (Bahr kick)

Cowboys — E. Smith 4 run (Willis kick)

Giants — Hampton 27 pass from Simms (Bahr kick)

Giants — Hostetler 12 run (Bahr kick)

Cowboys — Novacek 7 pass from Aikman (Willis kick)

Attendance — 75,923

	Cowboys	Giants
First Downs	20	21
Total Net Yards	284	334
Net Yards Rushing	51	136
Net Yards Passing	233	198
Passes	26-21	24-18
Sacked/Yards	0/0	2/14
Passes Intercepted By	0	1
Punts-Average	3-28.3	2-43.0
Fumbles-Lost	1-1	0-0
Penalties-Yards	3-20	2-19

**Rushing**

Cowboys — E. Smith, 12 for 28, 1 touchdown; Wright, 1 for 12; Highsmith, 5 for 9; Martin, 1 for 2; Aikman, 1 for 0.

Giants — Anderson, 17 for 79; Hostetler, 3 for 33, 1 touchdown; Hampton, 5 for 14; Tillman, 7 for 6; Carthon, 1 for 4.

**Passing**

Cowboys — Aikman, 21 of 26 for 233 yards, 1 touchdown, 1 interception.

Giants — Simms, 16 of 22 for 188 yards, 3 touchdowns; Hostetler, 2 of 2 for 24 yards.

**Receiving**

Cowboys — Novacek, 9 for 85, 1 touchdown; Martin, 5 for 65; E. Smith, 4 for 38; McKinnon, 2 for 36; Johnston, 1 for 9.

Giants — Hampton, 4 for 65, 1 touchdown; Cross, 2 for 33; Ingram, 2 for 27, 1 touchdown; Baker, 2 for 26; Anderson, 2 for 21; Mrosko, 2 for 11, 1 touchdown; Rouson, 1 for 12; Turner, 1 for 10; Meggett, 1 for 4; Carthon, 1 for 3.

**Dallas 14, Tampa Bay 10**  
At Dallas, Oct. 7, 1990

TAMPA BAY ..... 0 3 7 0-10  
DALLAS ..... 7 0 0 7-14

Cowboys — Novacek 12 pass from Aikman (Willis kick)

Buccaneers — FG Christie 33

Buccaneers — G. Anderson 58 pass from Testaverde (Christie kick)

Cowboys — E. Smith 14 run (Willis kick)

Attendance — 60,076

	Buccaneers	Cowboys
First Downs	12	19
Total Net Yards	271	304
Net Yards Rushing	107	155
Net Yards Passing	164	149
Passes	21-13	24-17
Sacked/Yards	4/30	3/24
Passes Intercepted By	1	0
Punts-Average	6-44.3	6-44.0
Fumbles-Lost	2-1	1-0
Penalties-Yards	4-30	2-15

**Rushing**

Buccaneers — G. Anderson, 17 for 76; Testaverde, 2 for 19; Cobb, 6 for 12.

Cowboys — E. Smith, 23 for 121, 1 touchdown; Aikman, 4 for 26; Highsmith, 3 for 10; Agee, 1 for 4; Johnston, 1 for 2; McKinnon, 1 for -8.

**Passing**

Buccaneers — Testaverde, 13 of 21 for 194 yards, 1 touchdown.

Cowboys — Aikman, 17 of 24 for 173 yards, 1 touchdown, 1 interception.

**Receiving**

Buccaneers — G. Anderson, 3 for 88, 1 touchdown; Harvey, 3 for 25; Hall, 2 for 29; Carrier, 2 for 27; Hill, 2 for 21; Cobb, 1 for 4.

Cowboys — Martin, 6 for 51; Novacek, 3 for 35, 1 touchdown; Agee, 2 for 48; McKinnon, 2 for 32; E. Smith, 2 for -9; Wright, 1 for 10; Johnston, 1 for 6.

**Phoenix 20, Dallas 3**  
At Phoenix, Oct. 14, 1990

DALLAS ..... 0 0 3 0-3  
PHOENIX ..... 7 3 0 10-20

Cardinals — Thompson 1 run (Del Greco kick)  
 Cardinals — FG Del Greco 28  
 Cowboys — FG Willis 37  
 Cardinals — FG Del Greco 28  
 Cardinals — Johnson 8 run (Del Greco kick)  
 Attendance — 49,235

	Cowboys	Cardinals
First Downs	9	23
Total Net Yards	100	414
Net Yards Rushing	66	223
Net Yards Passing	34	191
Passes	25-9	28-20
Sacked/Yards	4/27	0/0
Passes Intercepted By	0	2
Punts-Average	7-46.9	3-41.7
Fumbles-Lost	2-1	3-2
Penalties-Yards	4-25	6-76

### Rushing

Cowboys — E. Smith, 12 for 48; Agee, 2 for 7; Aikman, 3 for 6; Highsmith, 2 for 5.

Cardinals — Johnson, 19 for 120, 1 touchdown; Rosenbach, 7 for 41; Thompson, 13 for 41, 1 touchdown; Flagler, 1 for 13; Jones, 1 for 8.

### Passing

Cowboys — Aikman, 9 of 25 for 61 yards, 2 interceptions.

Cardinals — Rosenbach, 19 of 27 for 171 yards; Green, 1 of 1 for 20 yards.

### Receiving

Cowboys — Novacek, 3 for 26; Wright 2 for 18; McKinnon, 2 for 10; E. Smith, 1 for 8; Agee, 1 for -1.

Cardinals — Green, 6 for 54; Proehl, 4 for 61; J.T. Smith, 3 for 48; Johnson, 3 for 7; Reeves, 2 for 10; Jones, 1 for 11; Sihakema, 1 for 0.

## Dallas 17, Tampa Bay 13 At Tampa Bay, Oct. 21, 1990

DALLAS	0	0	3	14	-17
TAMPA BAY	3	7	0	3	-13

Buccaneers — FG Christie 23  
 Buccaneers — Peebles 2 pass from Testaverde (Christie kick)

Cowboys — FG Willis 24  
 Cowboys — Holt 64 interception return (Willis kick)

Buccaneers — FG Christie 32  
 Cowboys — Irvin 28 pass from Aikman (Willis kick)

Attendance — 68,315

	Cowboys	Buccaneers
First Downs	14	22
Total Net Yards	223	331
Net Yards Rushing	78	90
Net Yards Passing	145	241
Passes	29-13	35-22
Sacked/Yards	2/14	6/53
Passes Intercepted By	3	1

	Cowboys	Buccaneers
Punts-Average	6-44.3	3-51.7
Fumbles-Lost	1-0	2-2
Penalties-Yards	8-55	6-50

### Rushing

Cowboys — E. Smith, 16 for 48; Aikman, 2 for 18; Agee, 3 for 6; Dixon, 3 for 6.

Buccaneers — Cobb, 14 for 54; Harvey, 6 for 25; G. Anderson, 4 for 11.

### Passing

Cowboys — Aikman, 13 of 29 for 159 yards, 1 touchdown, 1 interception.

Buccaneers — Testaverde, 21 of 32 for 271 yards, 1 touchdown, 2 interceptions; Chandler, 1 of 3 for 23 yards, 1 interception.

### Receiving

Cowboys — Novacek, 5 for 69; Irvin, 2 for 42, 1 touchdown; McKinnon, 2 for 10; Agee, 1 for 14; Awalt, 1 for 11; Johnston, 1 for 8; Martin, 1 for 5.

Buccaneers — Carrier, 6 for 113; Peebles, 5 for 47, 1 touchdown; Drewrey, 3 for 39; Hall, 3 for 29; Pillow, 2 for 45; Cobb, 2 for 20; G. Anderson, 1 for 1.

## Philadelphia 21, Dallas 20 At Dallas, Oct. 28, 1990

PHILADELPHIA	7	0	0	14	-21
DALLAS	0	3	3	14	-20

Eagles — Toney 10 pass from Cunningham (Ruzek kick)

Cowboys — FG Willis 43

Cowboys — FG Willis 43

Eagles — Sherman 19 run (Ruzek kick)

Cowboys — Novacek 29 pass from Aikman (Willis kick)

Cowboys — E. Smith 3 run (Willis kick)

Eagles — Williams 10 pass from Cunningham (Ruzek kick)

Attendance — 62,605

	Eagles	Cowboys
First Downs	23	23
Total Net Yards	304	345
Net Yards Rushing	144	130
Net Yards Passing	160	215
Passes	30-17	41-22
Sacked/Yards	2/23	2/18
Passes Intercepted By	1	0
Punts-Average	5-30.6	3-44.0
Fumbles-Lost	1-1	1-0
Penalties-Yards	6-35	6-51

### Rushing

Eagles — Cunningham, 9 for 53; Sherman, 5 for 47, 1 touchdown; Toney, 9 for 34; Byars, 3 for 7; Sanders, 3 for 3.

Cowboys — Agee, 6 for 54; E. Smith, 14 for 52, 1 touchdown; Aikman, 2 for 16; Highsmith, 2 for 8.

### Passing

Eagles — Cunningham, 17 of 30 for 183 yards, 2 touchdowns.

Cowboys — Aikman, 22 of 41 for 233 yards, 1 touchdown, 1 interception.



## Receiving

Eagles — Williams, 5 for 74, 1 touchdown; Keith Jackson, 4 for 47; Byars, 4 for 24; Toney, 2 for 15, 1 touchdown; Barnett, 1 for 14; Sherman, 1 for 9.

Cowboys — Novacek, 7 for 105, 1 touchdown; Agee, 5 for 36; Martin, 4 for 31; Wright, 3 for 18; Irvin, 2 for 36; Highsmith, 1 for 7.

### New York Jets 24, Dallas 9

At New York, Nov. 4, 1990

DALLAS	3	3	0	3	—	9
N.Y. JETS	0	7	3	14	—	24

Cowboys — FG Willis 37  
 Jets — Mathis 98 punt return (Leahy kick)  
 Cowboys — FG Willis 35  
 Jets — FG Leahy 24  
 Cowboys — FG Willis 32  
 Jets — Baxter 2 run (Leahy kick)  
 Jets — McNeil 1 run (Leahy kick)  
 Attendance — 68,086

## Cowboys

First Downs	18	15
Total Net Yards	321	187
Net Yards Rushing	95	116
Net Yards Passing	226	71
Passes	40-25	25-8
Sacked/Yards	3/23	2/16
Passes Intercepted By	0	2
Punts-Average	3-46.7	5-44.8
Fumbles-Lost	0-0	0-0
Penalties-Yards	8-62	5-35

## Jets

## Rushing

Cowboys — E. Smith, 15 for 55; Agee, 4 for 15; Aikman, 3 for 7; Wright, 1 for 14; Martin, 1 for 3; Highsmith, 1 for 1.

Jets — McNeil, 6 for 34, 1 touchdown; Thomas, 5 for 23; Baxter, 6 for 43, 1 touchdown; Hector, 4 for 8; O'Brien, 2 for 8.

## Passing

Cowboys — Aikman, 25 of 40 for 249 yards, 2 interceptions.

Jets — O'Brien, 8 of 23 for 87 yards; Eason, 0 of 1; Toon, 0 of 1.

## Receiving

Cowboys — Martin, 8 for 73; Irvin, 4 for 93; Novacek, 4 for 18; Agee, 3 for 21; Johnston, 2 for 24; E. Smith, 2 for 3; Wright, 1 for 11; Awalt, 1 for 6.

Jets — Boyer, 2 for 17; Toon, 2 for 16; Burkett, 1 for 19; Wellsandt, 1 for 16; Moore, 1 for 14; McNeil, 1 for 5.

### San Francisco 24, Dallas 6

At Dallas, Nov. 11, 1990

SAN FRANCISCO	0	17	0	7	—	24
DALLAS	3	3	0	0	—	6

Cowboys — FG Willis 23  
 49ers — Rathman 1 run (Cofar kick)  
 49ers — Rice 7 pass from Montana (Cofar kick)  
 Cowboys — FG Willis 37  
 49ers — FG Cofar 42  
 49ers — Montana 4 run (Cofar kick)  
 Attendance — 62,966

	49ers	Cowboys
First Downs	25	9
Total Net Yards	388	158
Net Yards Rushing	107	78
Net Yards Passing	281	80
Passes	37-27	24-9
Sacked/Yards	2/9	2/16
Passes Intercepted By	1	1
Punts-Average	2-20.0	6-39.3
Fumbles-Lost	3-1	1-1
Penalties-Yards	3-25	3-20

## Rushing

49ers — Craig, 16 for 49; Rathman, 9 for 23, 1 touchdown; Sydney, 6 for 15; D. Carter, 2 for 14; Montana, 2 for 6, 1 touchdown.

Cowboys — E. Smith, 6 for 40; Aikman, 5 for 33; Agee, 3 for 3; Dixon, 1 for 2.

## Passing

49ers — Montana, 27 of 37 for 290 yards, 1 touchdown, 1 interception.

Cowboys — Aikman, 9 of 21 for 96 yards, 1 interception; Laufenberg, 0 of 3.

## Receiving

49ers — Rice, 12 for 147, 1 touchdown; Rathman, 4 for 21; Jones, 3 for 43; Sydney, 3 for 27; Craig, 3 for 25; Taylor, 1 for 16; Walls, 1 for 11.

Cowboys — Martin, 4 for 38; Johnston, 1 for 26; Novacek, 1 for 17; Irvin, 1 for 10; Agee, 1 for 9; E. Smith, 1 for 4.

### Dallas 24, L.A. Rams 21

At Los Angeles, Nov. 18, 1990

DALLAS	7	14	0	3	—	24
L.A. RAMS	7	7	7	0	—	21

Rams — Gary 16 run (Lansford kick)  
 Cowboys — Irvin 10 pass from Aikman (Willis kick)  
 Rams — Gary 4 run (Lansford kick)  
 Cowboys — Agee 6 pass from Aikman (Willis kick)  
 Cowboys — Irvin 61 pass from Aikman (Willis kick)  
 Rams — Gary 1 run (Lansford kick)  
 Cowboys — FG Willis 23  
 Attendance — 58,589

## Cowboys

	Cowboys	Rams
First Downs	17	18
Total Net Yards	359	292
Net Yards Rushing	64	168
Net Yards Passing	295	124
Passes	32-17	25-14
Sacked/Yards	1/8	2/15
Passes Intercepted By	0	1
Punts-Average	5-42.4	7-42.3
Fumbles-Lost	2-0	4-1
Penalties-Yards	8-62	10-78

## Rushing

Cowboys — E. Smith, 21 for 54; Agee, 2 for 6; Aikman, 4 for 4; Wright, 1 for 0.

Rams — Gary, 24 for 103, 3 touchdowns; McGee, 2 for 28; Everett, 2 for 18; Anderson, 1 for 13; Green, 2 for 6.

**Passing**

Cowboys — Aikman, 17 of 32 for 303 yards, 3 touchdowns, 1 interception.

Rams — Everett, 14 of 25 for 139 yards.

**Receiving**

Cowboys — E. Smith, 4 for 117; Awalt, 4 for 48; Martin, 4 for 48; Irvin, 2 for 71, 2 touchdowns; Johnston, 1 for 10; Agee, 1 for 6, 1 touchdown; Novacek, 1 for 3.

Rams — Anderson, 3 for 52; Ellard, 3 for 45; Delpino, 2 for 6; Gary, 2 for 4; A. Cox, 1 for 15; McGee, 1 for 9; Johnson, 1 for 5; Holohan, 1 for 3.

### Dallas 27, Washington 17 At Dallas, Nov. 22, 1990

WASHINGTON ..... 0 7 10 0 — 17  
DALLAS ..... 10 0 7 10 — 27

Cowboys — FG Willis 49  
Cowboys — Irvin 12 pass from Aikman (Willis kick)  
Redskins — Byner 5 run (Lohmiller kick)  
Redskins — FG Lohmiller 25  
Redskins — Sanders 6 pass from Rypien (Lohmiller kick)  
Cowboys — E. Smith 1 run (Willis kick)  
Cowboys — FG Willis 41  
Cowboys — E. Smith 48 run (Willis kick)  
Attendance — 60,355

	Redskins	Cowboys
--	----------	---------

First Downs	20	18
Total Net Yards	297	370
Net Yards Rushing	36	162
Net Yards Passing	261	208
Passes	54-26	31-20
Sacked/Yards	2/6	3/14
Passes Intercepted By	2	1
Punts-Average	6-36.7	5-43.6
Fumbles-Lost	0-0	3-0
Penalties-Yards	4-20	6-33

**Rushing**

Redskins — Byner, 14 for 39, 1 touchdown; Monk, 1 for -3.

Cowboys — E. Smith, 23 for 132, 2 touchdowns; Dixon, 1 for 18; Aikman, 4 for 9; Johnston, 1 for 2; Agee, 1 for 1.

**Passing**

Redskins — Rypien, 26 of 54 for 267 yards, 1 touchdown, 1 interception.

Cowboys — Aikman, 20 of 31 for 222 yards, 1 touchdown, 2 interceptions.

**Receiving**

Redskins — Clark, 8 for 74; Sanders, 5 for 46, 1 touchdown; Monk, 5 for 43; Bryant, 4 for 58; Byner, 2 for 23; Warren, 2 for 23.

Cowboys — Martin, 7 for 70; Novacek, 4 for 88; Irvin, 3 for 30, 1 touchdown; Johnston, 2 for 13; E. Smith, 2 for 5; Awalt, 1 for 10; Agee, 1 for 6.

### Dallas 17, New Orleans 13 At Dallas, Dec. 2, 1990

NEW ORLEANS ..... 3 7 3 0 — 13  
DALLAS ..... 0 0 7 10 — 17

Saints — FG Andersen 43  
Saints — Mayes 15 run (Andersen kick)  
Cowboys — E. Smith 1 run (Willis kick)  
Saints — FG Andersen 50  
Cowboys — Johnston 5 pass from Aikman (Willis kick)  
Cowboys — FG Willis 47  
Attendance — 60,087

	Saints	Cowboys
--	--------	---------

First Downs	14	17
Total Net Yards	283	274
Net Yards Rushing	113	113
Net Yards Passing	170	161
Passes	27-18	21-15
Sacked/Yards	1/7	2/16
Passes Intercepted By	0	0
Punts-Average	4-36.3	4-43.3
Fumbles-Lost	2-1	2-1
Penalties-Yards	8-74	4-35

**Rushing**

Saints — Mayes, 13 for 59, 1 touchdown; Heyward, 14 for 54.

Cowboys — E. Smith, 20 for 85, 1 touchdown; Aikman, 4 for 19; Johnston, 2 for 7; Agee, 3 for 2.

**Passing**

Saints — Walsh, 18 of 27 for 177 yards.

Cowboys — Aikman, 15 of 21 for 177 yards, 1 touchdown.

**Receiving**

Saints — Fenerty, 3 for 50; Tice, 3 for 28; Martin, 3 for 25; Heyward, 3 for 15; Perriman, 2 for 12; Brenner, 1 for 22; Turner, 1 for 13; Hilgenberg, 1 for 9; Scales, 1 for 3.

Cowboys — Novacek, 8 for 69; Martin, 3 for 69; Irvin, 1 for 24; Agee, 1 for 7; Johnston, 1 for 5, 1 touchdown; E. Smith, 1 for 3.

### Dallas 41, Phoenix 10 At Dallas, Dec. 16, 1990

PHOENIX ..... 3 0 0 7 — 10  
DALLAS ..... 13 7 7 14 — 41

Cardinals — FG Del Greco 38  
 Cowboys — E. Smith 1 run (kick failed)  
 Cowboys — E. Smith 11 run (Willis kick)  
 Cowboys — Irvin 8 pass from Aikman (Willis kick)  
 Cowboys — E. Smith 1 run (Willis kick)  
 Cowboys — E. Smith 6 run (Willis kick)  
 Cardinals — Johnson 1 run (Del Greco kick)  
 Cowboys — Johnston 6 run (Willis kick)  
 Attendance — 60,190

	Cardinals	Cowboys
First Downs	9	25
Total Net Yards	200	354
Net Yards Rushing	49	188
Net Yards Passing	151	166
Passes	35-14	22-13
Sacked/Yards	0/0	1/8
Passes Intercepted By	1	3
Punts-Average	7-45.1	4-42.8
Fumbles-Lost	1-1	2-2
Penalties-Yards	13-137	10-65

### Rushing

Cardinals — Johnson, 13 for 22, 1 touchdown; Rosenbach, 5 for 20; Flagler, 1 for 4; Thompson, 1 for 2; Wolfley, 1 for 1.

Cowboys — E. Smith, 24 for 103, 4 touchdowns; Agee, 11 for 48; Dixon, 6 for 17; Aikman, 1 for 14; Johnston, 1 for 6, 1 touchdown.

### Passing

Cardinals — Rosenbach, 14 of 35 for 151 yards, 3 interceptions.

Cowboys — Aikman, 12 of 18 for 164 yards, 1 touchdown, 1 interception; Laufenberg, 1 of 4 for 10 yards.

### Receiving

Cardinals — Jones, 4 for 57; Flagler, 3 for 26; Green, 2 for 26; Proehl, 2 for 17; Reeves, 2 for 13; Johnson, 1 for 12.

Cowboys — Irvin, 4 for 91, 1 touchdown; Agee, 3 for 24; Martin, 2 for 31; E. Smith, 1 for 12; Wright, 1 for 10; Dixon, 1 for 5; Novacek, 1 for 1.

## Philadelphia 17, Dallas 3 At Philadelphia, Dec. 23, 1990

DALLAS	0	3	0	0	— 3
PHILADELPHIA	7	3	0	7	— 17

Eagles — Williams 18 pass from Cunningham (Ruzek kick)

Cowboys — FG Willis 46

Eagles — FG Ruzek 29

Eagles — Allen 35 interception return (Ruzek kick)

Attendance — 63,895

	Cowboys	Eagles
First Downs	11	17
Total Net Yards	199	276
Net Yards Rushing	74	178
Net Yards Passing	125	98
Passes	37-13	29-17
Sacked/Yards	2/15	5/64
Passes Intercepted By	2	4
Punts-Average	6-45.7	4-48.5
Fumbles-Lost	2-0	4-1
Penalties-Yards	5-40	7-65

### Rushing

Cowboys — E. Smith, 14 for 61; Saxon, 1 for 20; Martin, 2 for -7.

Eagles — Cunningham, 4 for 54; Toney, 9 for 37; Sherman, 11 for 34; Byars, 6 for 27; Sanders, 5 for 23; McMahon, 1 for 3.

### Passing

Cowboys — Laufenberg, 13 of 36 for 140 yards, 4 interceptions; Aikman, 0 of 1.

Eagles — Cunningham, 16 of 28 for 144 yards, 2 interceptions; Byars, 1 of 1 for 18 yards, 1 touchdown.

### Receiving

Cowboys — Martin, 4 for 42; Novacek, 4 for 32; Agee, 3 for 31; E. Smith, 1 for 26; Wright, 1 for 9.

Eagles — Williams, 6 for 76, 1 touchdown; Byars, 3 for 21; Toney, 3 for 18; Barnett, 2 for 16; Shuler, 1 for 12; Keith Jackson, 1 for 11; Sherman, 1 for 8.

## Atlanta 26, Dallas 7 At Atlanta, Dec. 30, 1990

DALLAS	0	0	0	7	— 7
ATLANTA	0	7	9	10	— 26

Falcons — Johnson 1 run (Davis kick)

Falcons — Jones 76 kickoff return (Davis kick)

Falcons — Safety, T. Green tackled E. Smith in endzone

Falcons — FG Davis 23

Falcons — Sanders 61 interception return (Davis kick)

Cowboys — Novacek 27 pass from Laufenberg (Willis kick)

Attendance — 50,097

	Cowboys	Falcons
First Downs	8	15
Total Net Yards	151	243
Net Yards Rushing	47	184
Net Yards Passing	104	59
Passes	24-10	15-10
Sacked/Yards	3/25	4/22
Passes Intercepted By	0	2
Punts-Average	6-40.8	3-45.0
Fumbles-Lost	2-0	4-3
Penalties-Yards	4-35	6-30

### Rushing

Cowboys — E. Smith, 16 for 34; Laufenberg, 2 for 6; Johnston, 1 for 4; Agee, 1 for 3.

Falcons — Rozier, 21 for 155; Jones, 7 for 11; Broussard, 7 for 11; Settle, 5 for 8; Johnson, 3 for 2, 1 touchdown; Pringle, 1 for 0; Millen, 2 for -3.

### Passing

Cowboys — Laufenberg, 10 of 24 for 129 yards, 1 touchdown, 2 interceptions.

Falcons — Millen, 10 of 15 for 81 yards.

### Receiving

Cowboys — Martin, 6 for 76; Novacek, 1 for 27, 1 touchdown; Irvin, 1 for 16; Agee, 1 for 5; E. Smith, 1 for 5.

Falcons — Rison, 5 for 49; Haynes, 2 for 8; Dixon, 1 for 16; Jones, 1 for 6; Rozier, 1 for 2.



# Dallas Cowboys 1990 Final Statistics

## RESULTS AND ATTENDANCE

	(7-9)
(W) 17 SAN DIEGO	48,063 14
(L) 7 N.Y. GIANTS	61,090 28
(L) 15 @ Washington	53,804 19 (SO)
(L) 17 @ N.Y. Giants	75,923 31 (SO)
(W) 14 TAMPA BAY	60,076 10
(L) 3 @ Phoenix	45,235 20
(W) 17 @ Tampa Bay	68,315 13 (SO)
(L) 20 PHILADELPHIA	62,605 21 (SO)
(L) 9 @ N.Y. Jets	68,086 24 (SO)
(L) 6 SAN FRANCISCO	62,966 24 (SO)
(W) 24 @ L.A. Rams	58,589 21
(W) 27 WASHINGTON	60,355 17 (SO)
(W) 17 NEW ORLEANS	60,087 13 (SO)
— BYE—	
(W) 41 PHOENIX	60,190 10
(L) 3 @ Philadelphia	63,895 17 (SO)
(L) 7 @ Atlanta	50,097 26 (SO)

## RUSHING

	ATT	YDS	AVG	LG	TD
E. Smith	241	937	3.9	48T	11
Agee	53	213	4.0	28	0
Aikman	40	172	4.3	20	1
Highsmith	19	48	2.5	7	0
Dixon	11	43	3.9	18	0
Johnston	10	35	3.5	8	1
Wright	3	26	8.7	14	0
Saxon	1	20	20.0	20	0
Laufenberg	2	6	3.0	5	0
T. Smith	6	6	1.0	3	0
Bates	1	4	4.0	4	0
Walsh	1	0	0.0	0	0
Martin	4	-2	-0.5	3	0
McKinnon	1	-8	-8.0	-8	0
<b>COWBOY TOTALS</b>	<b>393</b>	<b>1500</b>	<b>3.8</b>	<b>48T</b>	<b>13</b>
Opp. Totals	482	1976	4.1	67	18

## TEAM STATISTICS

	DALLAS	OPP
<b>FIRST DOWNS</b>	250	280
Rushing	88	109
Passing	135	153
Penalty	27	18
Third Down-Made/Att.	67/198	85/208
Third Down Efficiency	33.8	40.9
Fourth Down-Made/Att.	5/10	8/16
<b>TOTAL NET YARDS</b>	4081	4615
Avg. Per Game	255.1	288.4
Total Plays	911	988
Avg. Per Play	4.5	4.7
<b>NET YARDS RUSHING</b>	1500	1976
Avg. Per Game	93.8	123.5
Total Rushes	393	482
Avg. Per Rush	3.8	4.1
<b>NET YARDS PASSING</b>	2581	2639
Avg. Per Game	161.3	164.9
Sacked/Yards Lost	43/317	36/292
Gross Yards	2898	2931
Attempts/Completions	475/254	470/271
Pct. of Completions	53.5	57.7
Had Intercepted	24	11
<b>PUNTS/AVERAGE</b>	79/43.2	70/40.9
Net Punting Average	35.6	36.2
<b>PUNT RETURNS/AVERAGE</b>	39/6.4	43/10.2
<b>KICKOFF RETURNS/AVERAGE</b>	54/20.4	55/20.7
<b>INTERCEPTIONS/AVG. RET.</b>	11/11.5	24/14.7
<b>PENALTIES/YARDS</b>	98/729	104/911
<b>FUMBLES/BALL LOST</b>	27/9	32/19
<b>TOUCHDOWNS</b>	27	36
Rushing	13	18
Passing	12	12
Returns	2	6
<b>EXTRA POINTS/ATTEMPTS</b>	26/27	36/36
<b>FIELD GOALS/ATTEMPTS</b>	18/25	18/26
<b>AVG. TIME OF POSS.</b>	28:44	31:16

## RECEIVING

	NO	YDS	AVG	LG	TD
Martin	64	732	11.4	45	0
Novacek	59	657	11.1	41	4
Agee	30	272	9.1	30	1
E. Smith	24	228	9.5	57	0
Irvin	20	413	20.7	61T	5
McKinnon	14	172	12.3	28T	1
Johnston	14	148	10.6	26	1
Awalt	13	133	10.2	25	0
Wright	11	104	9.5	20	0
Highsmith	3	13	4.3	7	0
Dixon	2	26	13.0	21	0
<b>COWBOY TOTALS</b>	<b>254</b>	<b>2898</b>	<b>11.4</b>	<b>61T</b>	<b>12</b>
Opp. Totals	271	2931	10.8	58T	12

## INTERCEPTIONS

	NO	YDS	AVG	LG	TD
Holt	3	72	24.0	64T	1
Washington	3	24	8.0	13	0
Bates	1	4	4.0	4	0
Gant	1	26	26.0	26	0
Hendrix	1	0	0.0	0	0
Horton	1	0	0.0	0	0
Williams	1	0	0.0	0	0
<b>COWBOY TOTALS</b>	<b>11</b>	<b>126</b>	<b>11.5</b>	<b>64T</b>	<b>1</b>
Opp. Totals	24	353	14.7	61T	4

## PUNTING

	NO	YDS	AVG	TB	IN20	LG	BL	NET
Saxon	79	3413	43.2	8	20	62	0	35.6
<b>COWBOY TOT.</b>	<b>79</b>	<b>3413</b>	<b>43.2</b>	<b>8</b>	<b>20</b>	<b>62</b>	<b>0</b>	<b>35.6</b>
Opp. Totals	70	2866	40.9	4	15	62	2	36.2
<b>PUNT RETURNS</b>	<b>NO</b>	<b>FC</b>	<b>YDS</b>	<b>AVG</b>	<b>LG</b>	<b>TD</b>		
Shepard	20	1	121	6.1	13	0		
Harris	12	6	63	5.3	12	0		
Martin	5	3	46	9.2	17	0		
McKinnon	2	1	20	10.0	20	0		
<b>COWBOY TOT.</b>	<b>39</b>	<b>11</b>	<b>250</b>	<b>6.4</b>	<b>20</b>	<b>0</b>		
Opp. Totals	43	8	438	10.2	98T	1		

1990 SEASON

SCORING	TDR	TDP	TDRt	FG	PAT	S	TP	KICKOFF RETURNS	NO	YDS	AVG	LG	TD		
Willis	0	0	0	18/25	26/26	0	80	Dixon	36	736	20.4	47	0		
E. Smith	11	0	0	0/0	0/0	0	66	Wright	12	276	23.0	90t	1		
Irvin	0	5	0	0/0	0/0	0	30	Shepard	4	75	18.8	22	0		
Novacek	0	4	0	0/0	0/0	0	24	Stepnoski	1	15	15.0	15	0		
Johnston	1	1	0	0/0	0/0	0	12	Harris	1	0	0.0	0	0		
Agee	0	1	0	0/0	0/0	0	6	<b>COWBOY TOTALS</b>							
Aikman	1	0	0	0/0	0/0	0	6	Opp. Totals	55	1102	20.4	90t	1		
Holt	0	0	1b	0/0	0/0	0	6	<b>SCORE BY QUARTERS</b>							
McKinnon	0	1	0	0/0	0/0	0	6	COWBOYS	50	46	40	108	-	244	
Wright	0	0	1a	0/0	0/0	0	6	Opp. Totals	55	102	52	100	-	308	
<b>COWBOY TOT.</b>									13	12	2	18/25	26/27e	1c	244
<b>Opp. Totals</b>									18	12	6*	18/26	36/36	1d	308

- a 90 yd. KO return vs. N.Y. Giants (9/16)
- b 64 yd. int. ret. at Tampa Bay (10/21)
- c Mojsiejenko stepped out ez at Wash. (9/23)
- d T. Green tackled E. Smith in ez at Atl. (12/30)
- e missed PAT, fumbled snap vs. Phoenix (12/16)
- \* 11 yd. int. ret., Taylor, N.Y. Giants (9/16)
- 18 yd. int. ret., Green, at Washington (9/23)
- 98 yd. punt ret., Mathis, at N.Y. Jets (11/4)
- 35 yd. int. ret., Allen, at Philadelphia (12/23)
- 76 yd. KO ret., Jones, at Atlanta (12/30)
- 61 yd. int. ret., Sanders, at Atlanta (12/30)

FIELD GOALS	11-19	20-29	30-39	40-49	50+
COWBOYS	0-0	4-4	7-9	7-8	0-4
Opponents	0-0	9-9	5-8	2-6	2-3

Willis: (31);(-);(33,51M,56M,41);(22);(-);(37);(43M,24);(43,43,51M);(37,35,32);(23,37);(53M,23);(49,41);(47);(-);(46);(34M,33M)

Opponents: (31M);(-);(37,23,24,55);(47M,34);(33);(28,28);(37M,23,32);(-);(24);(39M,42,43M);(-);(52M,25);(43,50);(38);(47M,29);(44M,23)


PASSING	ATT	COMP	YDS	PCT	ATT	TD	PCT	TD	INT	PCT	INT	LG	SACKS/YDS	RATING
Aikman	399	226	2579	56.6	6.46	11	2.8	18	4.5	61t	39/288	66.6		
Laufenberg	67	24	279	35.8	4.16	1	1.5	6	9.0	27t	4/29	16.9		
Walsh	9	4	40	44.4	4.44	0	0.0	0	0.0	20	0/0	57.6		
<b>COWBOY TOTAL</b>														
Opp. Totals	475	254	2898	53.5	6.10	12	2.5	24	5.1	61t	43/317	59.4		
Opp. Totals	470	271	2931	57.7	6.24	12	2.6	11	2.3	58t	36/292	74.9		



## DALLAS COWBOYS 1990 DEFENSIVE STATISTICS

	Tackles		Sacks	QB		Int.	Passes		Fumbles For.-Rec.	Blk. Kck.	Special Teams	
	Solo.	Ast.—Tot.		Pres.	Def.		Def.	Sol.-Ast.—Tot.				
1. Lockhart	72	67 — 139	1.0	6			7	1 - 1				
2. Norton	79	40 — 119	2.5	4			1	3 - 2			2-2	— 4
3. Del Rio	48	56 — 104	1.5	4			2				1-2	— 3
4. Noonan	52	33 — 85	4.5	16			4					
5. Washington	43	27 — 70			2	3	5	5 - 2			4-0	— 4
6. Horton	34	35 — 69				1	6	3 - 3				
7. Hendrix	51	14 — 65		1	1		6	1 - 0			0-2	— 2
8. Jeffcoat	42	23 — 65	3.5	28			2	1 - 1				
9. Albritton	30	33 — 63					6	0 - 2			1-0	— 1
10. Jones	34	26 — 60	7.5	14			3	2 - 0				
11. Stubbs	29	30 — 59	7.5	30			6	2 - 2				
12. Tolbert	30	25 — 55	6.0	24			3	1 - 1				
13. Holt	37	16 — 53				3	18	1 - 0	2			
14. Bates	29	22 — 51		3	1		7	2 - 0			15-8	— 23
15. Williams	27	15 — 42				1	6				3-0	— 3
16. Francis	20	15 — 35		2			2	0 - 2			8-1	— 9
17. Hamel	23	10 — 33	1.0	5			1	1 - 1				
18. V. Smith	15	8 — 23						1 - 2			15-7	— 22
19. Solomon	10	3 — 13	1.0	1			2	2 - 0			6-2	— 8
20. Howard	3	8 — 11									8-5	— 13
21. Gant	9	0 — 9				1	3	1 - 0			4-3	— 7
22. Crockett	8	1 — 9									1-0	— 1
23. Broughton	3	2 — 5		2								
24. Smagala	0	2 — 2		1							1-1	— 2
M. Willis	0	2 — 2		1								
26. Brinkley	0	1 — 1		1							2-1	— 3
Johnston											11-2	— 13
Dixon											5-8	— 13
Agee											3-2	— 5
Wright											3-0	— 3
Hellestrae											0-3	— 3
Brooks											2-0	— 2
Shepard											1-0	— 1





R  
E  
C  
O  
R  
D  
S

**THE RECORDS**

## COWBOYS ALL-TIME LEADERS

## RUSHING

Player	Att.	Yards	Avg.	Long	TD
1. Dorsett, Tony (1977-87)	2,755	12,036	4.4	99t	72
2. Perkins, Don (1961-68)	1,500	6,217	4.2	59	42
3. Hill, Calvin (1969-74)	1,166	5,009	4.3	55	39
4. Newhouse, Robert (1973-83)	1,160	4,784	4.1	54	31
5. Garrison, Walt (1966-74)	899	3,886	4.3	41	30
6. Walker, Herschel (1986-89)	802	3,388	4.2	84t	26
7. Staubach, Roger (1969-79)	410	2,264	5.5	33	20
8. Springs, Ron (1979-84)	604	2,180	3.6	46	28
9. Marsh, Amos (1961-64)	427	2,065	4.8	71	14
10. Reeves, Dan (1965-72)	535	1,990	3.7	67	25

## RECEIVING

Player	No.	Yards	Avg.	Long	TD
1. Pearson, Drew (1973-83)	489	7,822	16.0	67	48
2. Hill, Tony (1977-86)	479	7,988	16.7	75t	51
3. Dorsett, Tony (1977-87)	382	3,432	9.0	91	13
4. Hayes, Bob (1965-74)	365	7,295	20.0	95	71
5. Cosbie, Doug (1979-88)	300	3,728	12.4	61t	30
6. Clarke, Frank (1960-67)	281	5,214	18.6	80	50
7. DuPree, Billy Joe (1973-83)	267	3,565	13.4	42	41
8. Springs, Ron (1979-84)	222	2,029	9.1	80t	10
9. Newsome, Timmy (1980-88)	212	1,966	9.3	52	11
10. Walker, Herschel (1986-89)	211	2,318	11.0	84t	6

## RUSHING-RECEIVING

Player	Rushing	Receiving	Total
1. Dorsett, Tony (1977-87)	12,036	3,432	15,468
2. Hill, Tony (1977-86)	84	7,988	8,072
3. Pearson, Drew (1973-83)	190	7,822	8,012
5. Hayes, Bob (1965-74)	70	7,295	7,365
4. Perkins, Don (1961-68)	6,217	1,310	7,527

## PASSING (Min. 1500 att.)

Player	Att.	Comp.	Pct.	Yards	TD	Long	Int	Rating
1. Staubach, Roger (1969-79)	2,958	1,685	57.0	22,700	153	91t	109	83.5
2. White, Danny (1976-88)	2,950	1,761	59.7	21,959	155	80t	132	81.7
3. Meredith, Don (1960-68)	2,308	1,170	50.7	17,199	135	95t	111	74.7

## SCORING

Player	TD	PAT	FG	TP
1. Septien, Rafael (1978-86)	0	388	162	874
2. Dorsett, Tony (1977-87)	86	—	—	516
3. Hayes, Bob (1965-74)	76	—	—	456
4. Clark, Mike (1968-71,73)	—	180	69	386
5. Fritsch, Toni (1971-73,75)	—	119	66	317
6. Clarke, Frank (1960-67)	51	—	—	306
Hill, Tony (1960-67)	51	—	—	306
8. Pearson, Drew (1973-83)	50	—	—	300
9. Perkins, Don (1961-68)	45	—	—	270
Hill, Calvin (1969-74)	45	—	—	270

THE RECORDS

**FIELD GOALS (Min. 60 made)**

Player	Att.	Made	Pct.	Long
1. Seption, Rafael (1978-86) .....	226	162	.717	53
3. Clark, Mike (1968-71, 1973) .....	119	69	.580	50
2. Fritsch, Toni (1971-73, 1975) .....	107	66	.617	54

**PUNTING (Min. 300)**

Player	No.	Avg.	Long	Blk.
1. Saxon, Mike (1985-90) .....	473	41.2	63	4
2. White, Danny (1976-88) .....	612	40.1	73	4

**INTERCEPTIONS**

Player	No.	Yards	Avg.	Long	TD
1. Renfro, Mel (1964-77) .....	52	626	12.0	90	3
2. Walls, Everson (1981-89) .....	44	391	8.9	37	0
3. Waters, Charlie (1970-78, 80-81) .....	41	584	14.2	56t	2
4. Thurman, Dennis (1978-85) .....	36	562	15.6	96	4
5. Downs, Michael (1981-88) .....	34	433	12.7	31	1
Green, Cornell (1962-74) .....	34	552	16.2	59	2
7. Jordan, Lee Roy (1963-76) .....	32	472	14.8	49	3
8. Harris, Cliff (1970-79) .....	29	281	9.7	60	1
9. Howley, Chuck (1961-73) .....	24	395	16.5	58	2
10. Bishop, Don (1960-65) .....	22	364	16.5	57	0

**PUNT RETURNS (Min. 75 returns)**

Player	No.	Yards	Avg.	Long	TD
1. Hayes, Bob (1965-74) .....	104	1,158	11.1	90	3
2. Johnson, Butch (1976-83) .....	146	1,313	9.0	55	0
3. Martin, Kelvin (1987-90) .....	75	654	8.7	38	0
4. Jones, James (1980-85) .....	87	736	8.5	52	0
5. Renfro, Mel (1964-77) .....	109	842	7.7	69	1

**KICKOFF RETURNS (Min. 75 returns)**

Player	No.	Yards	Avg.	Long	TD
1. Renfro, Mel (1964-77) .....	85	2,246	26.4	100t	2
2. Johnson, Butch (1976-83) .....	79	1,832	23.2	74	0
3. Dixon, James (1989-90) .....	83	1,917	23.1	97t	1
4. Clack, Darryl (1986-89) .....	83	1,802	21.7	51	0

**COMBINED YARDAGE**

Player	Total	Rush	Rec	Int.		Punt		Kick		Fum.	
				Ret.	Ret.	Ret.	Ret.	Ret.	Ret.		
1. Dorsett, Tony (1977-87) .....	15,501	12,036	3,432	—	—	—	—	—	—	—	33
2. Hayes, Bob (1965-74) .....	9,104	70	7,295	0	1,158	581	0	0	0	0	0
3. Hill, Tony (1977-86) .....	8,436	84	7,988	0	268	96	0	0	0	0	0
4. Pearson, Drew (1973-83) .....	8,180	190	7,822	0	13	155	0	0	0	0	0
5. Perkins, Don (1961-68) .....	8,005	6,217	1,310	0	8	443	0	0	0	0	0



## Cowboys Leaders By Years

## RUSHING

Year	Player	Att.	Yds.	Avg.	Long	TD	NFL/NFC Rank
1960	Dupre, L. G.	104	362	3.5	18	3	20
1961	*Perkins, Don	200	815	4.1	47	4	6
1962	Perkins, Don	222	945	4.3	35	7	5
1963	Perkins, Don	149	614	4.1	19t	7	10
1964	Perkins, Don	174	768	4.4	59	6	5
1965	Perkins, Don	177	690	3.9	43	0	7
1966	Reeves, Dan	175	757	4.3	67t	8	6
1967	Perkins, Don	201	823	4.1	30	6	6
1968	Perkins, Don	191	836	4.4	28t	4	6
1969	*Hill, Calvin	204	942	4.6	55	8	2
1970	*Thomas, Duane	151	803	5.3	47t	5	8/5
1971	Thomas, Duane	175	793	4.5	56t	11	11/7
1972	Hill, Calvin	245	1,036	4.2	26	6	7/3
1973	Hill, Calvin	273	1,142	4.2	21	6	3/2
1974	Hill, Calvin	185	844	4.6	27	7	8/3
1975	Newhouse, Robert	209	930	4.4	29	2	9/4
1976	Dennison, Doug	153	542	3.5	14	6	35/18
1977	*Dorsett, Tony	208	1,007	4.8	84t	12	9/4
1978	Dorsett, Tony	290	1,325	4.6	63t	7	3/2
1979	Dorsett, Tony	250	1,107	4.4	41	6	11/8
1980	Dorsett, Tony	278	1,185	4.3	56	11	6/6
1981	Dorsett, Tony	342	1,646	4.8	75t	4	2/2
1982	Dorsett, Tony	177	745	4.2	99t	5	2/1
1983	Dorsett, Tony	289	1,321	4.6	77	8	6/5
1984	Dorsett, Tony	302	1,189	3.9	31t	6	7/7
1985	Dorsett, Tony	305	1,307	4.3	60t	7	6/4
1986	Dorsett, Tony	184	748	4.1	33	5	19/11
1987	Walker, Herschel	209	891	4.3	60t	7	6/3
1988	Walker, Herschel	361	1,514	4.2	38	5	2/1
1989	Palmer, Paul	112	446	4.0	63t	2	39/18
1990	Smith, Emmitt	241	937	3.9	48t	11	10/5

## PASSING

Year	Player	Att.	Comp.	Pct.	Yds.	TD	Int.	Rating	NFL/NFC Rank
1960	LeBaron, E.	225	111	49.3	1,736	12	25	53.4	8
1961	LeBaron, E.	236	120	50.8	1,741	14	16	66.5	9
1962	LeBaron, E.	166	95	57.2	1,436	16	9	95.3	3
1963	Meredith, D.	310	167	53.9	2,381	17	18	73.2	10
1964	Meredith, D.	323	158	48.9	2,143	9	16	67.3	15
1965	Meredith, D.	305	141	46.2	2,415	22	13	79.7	8
1966	Meredith, D.	344	177	51.5	2,805	24	12	87.7	4
1967	Meredith, D.	255	128	50.2	1,834	16	16	68.6	8
1968	Meredith, D.	309	171	55.3	2,500	21	12	88.3	2
1969	Morton, C.	302	162	53.6	2,619	21	15	85.4	5
1970	Morton, C.	207	102	49.3	1,819	15	7	89.7	5/4
1971	Staubach, R.	211	126	59.7	1,882	15	4	104.8	1/1
1972	Morton, C.	339	185	54.6	2,396	15	21	65.9	15/7
1973	Staubach, R.	286	179	62.6	2,428	23	15	94.6	1/1
1974	Staubach, R.	360	190	52.8	2,552	11	15	68.5	14/7
1975	Staubach, R.	348	198	56.9	2,666	17	16	78.6	8/2
1976	Staubach, R.	369	208	56.4	2,715	14	11	79.9	8/5
1977	Staubach, R.	361	210	58.2	2,620	18	9	87.1	2/1
1978	Staubach, R.	413	231	55.9	3,190	25	16	84.9	1/1
1979	Staubach, R.	461	267	57.9	3,586	27	11	92.4	1/1
1980	White, D.	436	260	59.6	3,287	28	25	80.8	9/7
1981	White, D.	391	223	57.0	3,098	22	13	87.5	5/2

\*Rookie

**THE RECORDS**

*Leaders By Years, Cont.*

**PASSING (Cont.)**

Year	Player	Att.	Comp.	Pct.	Yds.	TD	Int.	Rating	NFL/NFC
									Rank
1982	White, D. ....	247	156	63.2	2,079	16	12	91.1	4/2
1983	White, D. ....	533	334	62.7	3,980	29	23	85.6	9/6
1984	White, D. ....	233	126	54.1	1,580	11	11	71.5	22/11
1985	White, D. ....	450	267	59.3	3,157	21	17	80.6	9/4
1986	Pelluer, S. ....	378	215	56.9	2,727	8	17	67.9	20/9
1987	White, D. ....	362	215	59.4	2,617	12	17	73.2	19/9
1988	Pelluer, S. ....	435	245	56.3	3,139	17	19	73.9	16/9
1989	*Aikman, T. ....	293	155	52.9	1,749	9	18	55.7	27/14
1990	Aikman, T. ....	399	226	56.6	2,579	11	18	66.6	27/14

**RECEIVING**

Year	Player	No.	Yds.	Avg.	Long	TD	NFL/NFC
							Rank
1960	Doran, Jim .....	31	554	17.9	75t	3	21
1961	Howton, Billy .....	56	785	14.0	53	4	6
1962	Howton, Billy .....	49	706	14.4	69t	6	15
1963	Clarke, Frank .....	43	833	19.4	75t	10	3
1964	Clarke, Frank .....	65	973	15.0	49	5	3
1965	*Hayes, Bob .....	46	1,003	21.8	82t	12	13
1966	Hayes, Bob .....	64	1,232	19.3	95t	13	4
1967	Rentzel, Lance .....	58	996	17.2	74t	8	6
1968	Rentzel, Lance .....	54	1,009	18.7	65t	6	3
1969	Rentzel, Lance .....	43	960	22.3	75t	12	20
1970	Hayes, Bob .....	34	889	26.1	89t	10	45/26
1971	Garrison, Walt .....	40	396	9.9	36	1	23/10
1972	Hill, Calvin .....	43	364	8.5	33t	3	18/9
1973	Hill, Calvin .....	32	290	9.1	29	0	36/21
1974	Pearson, Drew .....	62	1,087	17.9	50t	2	3/2
1975	Pearson, Drew .....	46	822	17.9	46t	8	16/9
1976	Pearson, Drew .....	58	806	13.9	54	6	4/1
1977	Pearson, Drew .....	48	870	18.1	67	2	9/3
1978	Pearson, Drew .....	47	526	11.2	34	0	26/15
1979	Hill, Tony .....	60	1,062	17.7	75t	10	12/6
1980	Hill, Tony .....	60	1,055	17.6	58t	8	16/9
1981	Hill, Tony .....	46	953	20.7	63t	4	47/26
	Springs, Ron .....	46	359	7.8	32t	2	
1982	Hill, Tony .....	35	526	15.0	47	1	22/8
1983	Springs, Ron .....	73	589	8.1	80t	1	9/4
1984	Cosbie, Doug .....	60	789	13.2	36	4	28/12
1985	Hill, Tony .....	74	1,113	15.0	53t	7	9/3
1986	Walker, Herschel .....	76	837	11.0	84t	2	9/4
1987	Walker, Herschel .....	60	715	11.9	44	1	5/4
1988	Alexander, Ray .....	54	788	14.6	50t	6	34/21
1989	Martin, Kelvin .....	46	644	14.0	46	2	53/26
1990	Martin, Kelvin .....	64	732	11.4	45	0	17/9

**PUNTING**

Year	Player	No.	Avg.	Long	Had Blocked	NFL/NFC
						Rank
1960	Sherer, Dave .....	57	42.5	67	1	7
1961	*Green, Allen .....	61	36.7	53	1	14
1962	Baker, Sam .....	57	45.4	72	0	3
1963	Baker, Sam .....	71	44.2	64	0	7
1964	*Lothridge, Billy .....	62	40.3	75	1	15
1965	Villanueva, Danny .....	60	41.8	58	0	10
1966	Villanueva, Danny .....	65	39.2	58	1	13
1967	Villanueva, Danny .....	67	40.4	57	0	9
1968	Widby, Ron .....	59	40.9	84	0	5
1969	Widby, Ron .....	63	43.3	62	0	2

\*Rookie

**THE RECORDS**

*Leaders By Years, Cont.*

**PUNTING (Cont.)**

Year	Player	No.	Avg.	Long	Had Blocked	NFL/NFC Rank
1970	Widby, Ron	69	41.3	59	1	10/2
1971	Widby, Ron	56	41.6	59	1	8/3
1972	*Bateman, Marv	51	38.2	61	0	24/13
1973	Bateman, Marv	55	41.6	62	2	11/7
1974	*Carrell, Duane	40	39.8	59	0	11/5
1975	*Hoopes, Mitch	68	39.4	55	1	16/9
1976	*White, Danny	70	38.4	54	2	20/9
1977	White, Danny	80	39.6	57	1	12/8
1978	White, Danny	76	40.5	56	1	8/5
1979	White, Danny	76	41.7	73	0	4/2
1980	White, Danny	71	40.9	58	0	10/5
1981	White, Danny	81	40.8	60	0	14/8
1982	White, Danny	37	41.7	56	0	8/5
1983	White, Danny	38	40.6	50	1	DNQ
1984	White, Danny	82	38.4	54	0	28/14
1985	*Saxon, Mike	81	41.9	57	1	13/8
1986	Saxon, Mike	86	40.7	58	1	15/9
1987	Saxon, Mike	68	39.5	63	0	20/10
1988	Saxon, Mike	80	40.9	55	0	10/4
1989	Saxon, Mike	79	40.9	56	2	10/6
1990	Saxon, Mike	79	43.2	62	0	4/2

**SCORING**

Year	Player	TD	PAT	FG	Tot.	NFL/NFC Rank
1960	Cone, Fred	0	21	6	39	27
1961	Clarke, Frank	9	0	0	54	22
1962	Baker, Sam	0	50	14	92	6
1963	Baker, Sam	0	38	9	65	14
1964	*VanRaaphorst, Dick	0	28	14	70	13
1965	Villanueva, Danny	0	37	16	85	10
1966	Villanueva, Danny	0	56	17	107	2
1967	Hayes, Bob	11	0	0	66	16
	Reeves, Dan	11	0	0	66	
1968	Clark, Mike	0	54	17	105	2
1969	Clark, Mike	0	43	20	103	2
1970	Clark, Mike	0	35	18	89	12/8
1971	Clark, Mike	0	47	13	86	13/7
1972	Fritsch, Toni	0	36	21	99	7/3
1973	Fritsch, Toni	0	43	18	97	11/7
1974	*Herrera, Efren	0	33	8	57	26/9
1975	Fritsch, Toni	0	38	22	104	3/2
1976	Herrera, Efren	0	34	18	88	6/4
1977	Herrera, Efren	0	39	18	93	3/2
1978	Septien, Rafael	0	46	16	94	5/2
1979	Septien, Rafael	0	40	19	97	8/3
1980	Septien, Rafael	0	59	11	92	13/6
1981	Septien, Rafael	0	40	27	122	1/1
1982	Septien, Rafael	0	28	10	58	11/5
1983	Septien, Rafael	0	57	22	123	5/5
1984	Septien, Rafael	0	33	23	102	13/6
1985	Septien, Rafael	0	42	19	99	17/8
1986	Septien, Rafael	0	43	15	88	20/9
1987	Ruzek, Roger	0	26	22	92	5/3
1988	Ruzek, Roger	0	27	12	63	36/17
1989	Ruzek, Roger	0	14	5	29	DNQ
1990	*Willis, Ken	0	26	18	80	25/13

\*Rookie



THE RECORDS

Leaders By Years, Cont.

**FIELD GOALS**

Year	Player	Att.	Made	Pct.	Long	NFL/NFC Rank
1960	Cone, Fred	13	6	.462	45	12
1961	Bielski, Dick	9	6	.667	42	13
1962	Baker, Sam	27	14	.519	53	3
1963	Baker, Sam	20	9	.450	53	12
1964	*VanRaaphorst, Dick	29	14	.483	43	8
1965	Villanueva, Danny	27	16	.593	41	7
1966	Villanueva, Danny	31	17	.548	37	8
1967	Villanueva, Danny	23	9	.391	34	14
1968	Clark, Mike	29	17	.586	50	7
1969	Clark, Mike	36	20	.555	47	5
1970	Clark, Mike	27	18	.667	43	7/4
1971	Clark, Mike	25	13	.520	48	19/9
1972	Fritsch, Toni	36	21	.583	54	18/8
1973	Fritsch, Toni	28	18	.643	37	12/4
1974	*Herrera, Efren	13	8	.615	39	11/5
1975	Fritsch, Toni	35	22	.629	43	14/8
1976	Herrera, Efren	23	18	.783	46	1/1
1977	Herrera, Efren	29	18	.621	52	12/1
1978	Septien, Rafael	26	16	.615	48	17/9
1979	Septien, Rafael	29	19	.655	51	9/4
1980	Septien, Rafael	17	11	.647	52	13/7
1981	Septien, Rafael	35	27	.771	47	4/3
1982	Septien, Rafael	14	10	.714	53	13/6
1983	Septien, Rafael	27	22	.815	47	7/3
1984	Septien, Rafael	29	23	.793	52	4/3
1985	Septien, Rafael	28	19	.679	53	18/9
1986	Septien, Rafael	21	15	.714	50	11/5
1987	Ruzek, Roger	25	22	.880	49	2/1
1988	Ruzek, Roger	22	12	.546	50	25/14
1989	Zendejas, Luis	9	5	.556	47	DNQ
1990	*Willis, Ken	25	18	.720	49	17/8

**KICKOFF RETURNS**

Year	Player	No.	Yds.	Avg.	Long	TD	NFL/NFC Rank
1960	Franckhauser, Tom	26	526	20.2	46	0	19
1961	*Marsh, Amos	26	667	25.7	79	0	13
1962	Marsh, Amos	29	725	25.0	101t	1	10
1963	*Stiger, Jim	18	432	24.0	66	0	12
1964	*Renfro, Mel	40	1,017	25.4	65	0	7
1965	Renfro, Mel	21	630	30.0	100t	1	4
1966	Renfro, Mel	19	487	25.6	87t	1	9
1967	Garrison, Walt	20	366	18.3	36	0	23
1968	Baynham, Craig	23	590	25.7	40	0	7
1969	*Flowers, Richmond	11	283	25.7	30	0	29
1970	*Thomas, Duane	19	416	21.9	33	0	23/10
1971	Harris, Cliff	29	823	28.4	77	0	4/4
1972	Harris, Cliff	26	615	23.7	44	0	23/11
1973	Montgomery, Mike	6	175	29.2	63	0	DNQ
1974	*Morgan, Dennis	35	823	23.5	43	0	21/11
1975	Pearson, Preston	16	391	24.4	42	0	13/7
1976	*Johnson, Butch	28	693	24.8	74	0	11/5
1977	Johnson, Butch	22	536	24.4	64	0	9/5
1978	Johnson, Butch	29	603	20.8	56	0	27/12

\*Rookie

THE RECORDS

*Leaders By Years, Cont.*

**KICKOFF RETURNS (Cont.)**

Year	Player	No.	Yds.	Avg.	Long	TD	NFL/NFC
							Rank
1979	*Springs, Ron	38	780	20.5	70	0	25/12
1980	*Jones, James	32	720	22.5	41	0	11/6
1981	Jones, James	27	517	19.1	33	0	36/17
1982	Fellows, Ron	16	359	22.4	35	0	16/9
1983	Fellows, Ron	43	855	19.9	53	0	26/12
1984	Allen, Gary	33	666	20.2	34	0	24/11
1985	*Lavette, Robert	34	682	20.1	34	0	27/13
1986	Lavette, Robert	36	699	19.4	37	0	27/12
1987	Clack, Darryl	29	635	21.9	48	0	9/7
1988	Burbage, Cornell	20	448	22.4	53	0	9/2
1989	*Dixon, James	47	1,181	25.1	97t	1	5/2
1990	Dixon, James	36	736	20.4	47	0	13/7

**PUNT RETURNS**

Year	Player	No.	Yds.	Avg.	Long	TD	NFL/NFC
							Rank
1960	Butler, Bill	13	131	10.1	46	0	2
1961	*Marsh, Amos	14	71	5.1	19	0	14
1962	Lockett, J. W.	8	45	5.6	17	0	14
1963	*Stiger, Jim	14	141	10.1	45	0	6
1964	*Renfro, Mel	32	418	13.1	69t	1	3
1965	Renfro, Mel	24	145	6.0	35	0	9
1966	Hayes, Bob	17	106	6.2	18	0	7
1967	Hayes, Bob	24	276	11.5	69t	1	2
1968	Hayes, Bob	15	312	20.8	90t	2	1
1969	Hayes, Bob	18	179	9.9	50	0	3
1970	Hayes, Bob	15	116	7.7	34	0	20/7
1971	Harris, Cliff	17	129	7.6	35	0	11/4
1972	Harris, Cliff	19	78	4.1	21	0	21/11
1973	*Richards, Golden	21	139	6.6	46	0	23/10
1974	*Morgan, Dennis	19	287	15.1	98t	1	3/2
1975	Richards, Golden	28	288	10.3	43t	1	12/5
1976	*Johnson, Butch	45	489	10.9	55	0	8/4
1977	Johnson, Butch	50	423	8.5	38	0	20/7
1978	Johnson, Butch	51	401	7.9	23	0	18/9
1979	*Wilson, Steve	35	236	6.8	13	0	20/7
1980	*Jones, James	54	548	10.1	52	0	5/4
1981	Jones, James	33	188	5.7	17	0	28/14
1982	Fellows, Ron	25	189	7.6	17	0	18/8
1983	Hill, Rod	30	232	7.7	37	0	20/10
1984	Allen, Gary	54	446	8.3	18	0	16/8
1985	Bates, Bill	22	152	6.9	21	0	20/8
1986	Banks, Gordon	27	160	5.9	20	0	22/11
1987	*Martin, Kelvin	22	216	9.8	38	0	12/7
1988	Martin, Kelvin	44	360	8.2	21	0	17/7
1989	Shepard, Derrick	24	160	6.7	17	0	—
1990	Shepard, Derrick	20	121	6.1	13	0	20/13

**INTERCEPTIONS**

Year	Player	No.	Yds.	Avg.	Long	TD	NFL/NFC
							Rank
1960	Bishop, Don	3	13	4.3	13	0	25
	Franckhauser, Tom	3	11	3.7	9	0	
	*Rookie						

THE RECORDS

Leaders By Years, Cont.

INTERCEPTIONS (Cont.)

Year	Player	No.	Yds.	Avg.	Long	TD	NFL/NFC Rank
1961	Bishop, Don	8	172	21.5	57	0	2
1962	Bishop, Don	6	134	22.3	44	0	9
1963	Green, Cornell	7	211	30.1	55	0	6
1964	*Renfro, Mel	7	110	15.7	39t	1	4
1965	Green, Cornell	3	49	16.3	43	0	27
	Livingston, Warren	3	5	1.7	5	0	
	*Logan, Obert	3	5	1.7	3	0	
1966	Green, Cornell	4	88	22.0	41	1	21
1967	Green, Cornell	7	52	7.4	28	0	7
	Renfro, Mel	7	38	5.4	30	0	
1968	Howley, Chuck	6	115	19.2	58	1	11
1969	Renfro, Mel	10	118	11.8	41	0	1
1970	*Waters, Charlie	5	45	9.0	20	0	16/9
1971	Adderley, Herb	6	182	30.3	46	0	9/4
1972	Waters, Charlie	6	132	22.0	56	1	7/3
1973	Jordan, Lee Roy	6	78	13.0	31t	1	4/2
1974	Harris, Cliff	3	8	2.7	8	0	42/20
1975	Jordan, Lee Roy	6	80	13.3	38	0	7/4
1976	Washington, Mark	4	49	12.3	22	0	24/11
1977	Harris, Cliff	5	7	1.4	7	0	16/7
1978	Barnes, Benny	5	72	14.4	38	0	25/14
1979	Hughes, Randy	2	91	45.5	68	0	93/45
	Harris, Cliff	2	35	17.5	20	0	
	Barnes, Benny	2	20	10.0	11	0	
	Lewis, D. D.	2	8	4.0	5	0	
	Kyle, Aaron	2	0	0.0	0	0	
1980	Thurman, Dennis	5	114	22.8	78t	1	24/10
	Waters, Charlie	5	78	15.6	29	0	
1981	*Walls, Everson	11	133	12.1	33	0	1/1
1982	Walls, Everson	7	61	8.7	37	0	1/1
1983	Thurman, Dennis	6	49	8.2	34	0	15/8
1984	Downs, Michael	7	126	18.0	27t	1	4/2
1985	Walls, Everson	9	31	3.4	19	0	1/1
1986	Downs, Michael	6	54	9.0	31	0	11/7
1987	Walls, Everson	5	38	7.6	30	0	7/4
1988	Williams, Robert	2	18	9.0	12	0	81/47
	Downs, Michael	2	3	1.5	3	0	
	Walls, Everson	2	0	0.0	0	0	
1989	Lockhart, Eugene	2	14	7.0	12	0	81/41
1990	Holt, Issiac	3	72	24.0	64t	1	33/17
	Washington, James	3	24	8.0	13	0	

\*Rookie





# Cowboys Individual Records

1960 - 12 games; 1961-77 - 14 games; 1978-90 - 16 games.  
NOTE: The 1982 regular season was reduced to nine games and the 1987 season to 15 games due to players' strikes.

## SERVICE

### Most Seasons

- 15 Ed Jones, 1974-78, 1980-89
- 14 Bob Lilly (1961-74)
- 14 Lee Roy Jordan (1963-76)
- 14 Jethro Pugh (1965-78)
- 14 Randy White (1975-88)
- 14 Tom Rafferty (1976-89)

### Most Games Played

- 224 Ed Jones, 1974-78, 1980-89
- 209 Randy White, 1975-88
- 204 Tom Rafferty, 1976-89

### Most Consecutive Games Played

- 196 Bob Lilly, 1961-74
- 168 Cornell Green, 1962-74
- 167 Tom Rafferty, 1976-87

### Most Games Started

- 203 Ed Jones, 1974-78, 1980-89
- 194 Bob Lilly, 1961-74
- 183 Tom Rafferty, 1976-89

### Most Consecutive Games Started

- 154 Lee Roy Jordan, 1966-76
- 145 Cornell Green, 1964-74
- 135 Bob Lilly, 1965-74
- 135 D.D. Lewis, 1972-81

## SCORING

### Most Seasons Leading Team

- 9 Rafael Septien, 1978-86
- 4 Mike Clark, 1968-71

### Most Consecutive Seasons Leading Team

- 9 Rafael Septien, 1978-86
- 4 Mike Clark, 1968-71

## POINTS

### Career

- 874 Rafael Septien, 1978-86 (388-pat, 162-fg)
- 516 Tony Dorsett, 1977-87 (86-td)

### Season

- 123 Rafael Septien, 1983 (57-pat, 22-fg)
- 121 Rafael Septien, 1981 (40-pat, 27-fg)
- 107 Danny Villanueva, 1966 (56-pat, 17-fg)
- 105 Mike Clark, 1968 (54-pat, 17-fg)

### Most Seasons, 100 or More Points

- 2 Mike Clark, 1968-69
- 2 Rafael Septien, 1981, 1983

### Points, Rookie Season

- 80 Ken Willis, 1990 (26-pat, 18-fg)
- 78 Bob Hayes, 1965 (13-td)
- 78 Tony Dorsett, 1977 (13-td)

### Game

- 24 Dan Reeves, vs. Atl., 11/5/67 (4 TDs)
- 24 Bob Hayes, vs. Hou., 12/20/70 (4 TDs)
- 24 Calvin Hill, @ Buf., 9/19/71 (4 TDs)
- 24 Duane Thomas, vs. StL., 12/18/71 (4 TDs)
- 24 Emmitt Smith, vs. Pho., 12/16/90 (4 TDs)

### Opponents/Game

- 24 Dick James, @ Wash., 12/17/61
- 24 Harold Jackson, @ Rams, 10/14/73

### Most Consecutive Games Scoring

- 111 Rafael Septien, 1978-85

## TOUCHDOWNS

### Most Seasons Leading Team

- 7 Tony Dorsett, 1977-78, 1980, 1982-85

### Most Consecutive Seasons Leading Team

- 4 Tony Dorsett, 1982-85
- 4 Herschel Walker, 1986-89

### Career

- 86 Tony Dorsett, 1977-87 (72-r, 13-p, 1-ret.)
- 76 Bob Hayes, 1965-74 (2-r, 71-p, 3-ret.)
- 51 Frank Clarke, 1960-67 (1-r, 50-p)
- 51 Tony Hill, 1977-86 (51-p)

### Season

- 16 Dan Reeves, 1966 (8-r, 8-p)
- 14 Frank Clarke, 1962, (14-p)

### Most Touchdowns, Rookie Season

- 13 Bob Hayes, 1965 (1-r, 12-p)
- 13 Tony Dorsett, 1977 (12-r, 1-p)

### Game

- 4 Dan Reeves, vs. Atl., 11/5/67 (2-r, 2-p)
- 4 Bob Hayes, vs. Hou., 12/20/70 (4-p)
- 4 Calvin Hill, @ Buf., 9/19/71 (4-r)
- 4 Duane Thomas, vs. StL., 12/18/71 (3-r, 1-p)
- 4 Emmitt Smith, vs. Pho., 12/16/90 (4-r)

### Opponent/Game

- 4 Dick James, @ Wash., 12/17/61 (3-r, 1-p)
- 4 Harold Jackson, @ Rams, 10/14/73 (4-p)

### Most Consecutive Games Scoring

- 7 Frank Clarke, 1961-62
- 7 Bob Hayes, 1965-66

## EXTRA POINTS

### Most Attempted, Career

- 398 Rafael Septien, 1978-86
- 182 Mike Clark, 1968-71, 1973

### Most Attempted, Season

- 60 Rafael Septien, 1980
- 59 Rafael Septien, 1983
- 56 Danny Villanueva, 1966

### Most Attempted, Game

- 8 Danny Villanueva, vs. Phil., 10/19/66
- 8 Mike Clark, vs. Det., 9/15/68
- 8 Rafael Septien, vs. SFO, 10/12/80

### Most Made, Career

- 388 Rafael Septien, 1978-86
- 180 Mike Clark, 1968-71, 1973

### Most Made, Season

- 59 Rafael Septien, 1980
- 57 Rafael Septien, 1983
- 56 Danny Villanueva, 1966

## Cowboys Individual Records (Cont.)

- Most Made, Game**  
 8 Rafael Septien, vs. SFO, 10/12/80  
 8 Mike Clark, vs. Det., 9/15/68  
 8 Danny Villanueva, vs. Phil., 10/19/66
- Opponent/Game**  
 7 Gerry Perry, @ StL., 12/9/62
- Most Consecutive Made**  
 99 Mike Clark, 1969-1971
- Highest Percentage Made (200 made)**  
 97.5 Rafael Septien (398-388)
- Most Made, No Misses, Season**  
 56 Danny Villanueva, 1966  
 54 Mike Clark, 1968

## FIELD GOALS

- Most Attempted, Career**  
 226 Rafael Septien, 1978-88  
 119 Mike Clark, 1968-71, 1973  
 107 Toni Fritsch, 1971-73, 1975
- Most Attempted, Season**  
 36 Toni Fritsch, 1972  
 36 Mike Clark, 1969
- Most Attempted, Game**  
 7 Mike Clark, @ Chi., 11/24/68  
 6 Toni Fritsch, vs. Rams, 9/21/75
- Most Attempted, Opponent/Game**  
 7 Sam Baker, @ Phil., 12/5/65
- Most Made, Career**  
 162 Rafael Septien, 1978-88  
 69 Mike Clark, 1968-71, 1973  
 66 Toni Fritsch, 1971-73, 1975
- Most Made, Season**  
 27 Rafael Septien, 1981  
 23 Rafael Septien, 1984  
 22 Rafael Septien, 1983  
 22 Toni Fritsch, 1975  
 22 Roger Ruzek, 1987
- Most Made, Game**  
 5 Roger Ruzek, @ Rams, 12/21/87
- Most Made, Opponent/Game**  
 4 Bob Khayat, @ Wash., 10/9/60  
 4 Tommy Davis, SFO, 11/20/60  
 4 Sam Baker, @ Phil., 12/5/65  
 4 Fred Cox, @ Minn., 10/18/70  
 4 Jim Bakken, StL., 12/18/71  
 4 Chris Bahr, Raid., 10/23/83  
 4 Ali Haji-Sheikh, Gia., 11/4/84  
 4 Tony Zendejas, Hou., 11/24/88  
 4 Chip Lohmiller, @ Wash., 9/23/90
- Most Made, No Misses, Game**  
 5 Roger Ruzek, @ Rams, 12/21/87
- Most Made, One Quarter**  
 4 Roger Ruzek, vs. N.Y. Giants, 11/2/87
- Most Consecutive Field Goals Made**  
 9 Rafael Septien, 1981  
 8 Rafael Septien, 5 times, last 1985-86
- Longest Field Goal**  
 54 Toni Fritsch, @ Gia., 9/24/72  
 53 Sam Baker, vs. Gia., 11/11/62  
 53 Sam Baker, vs. Pitt., 12/8/63  
 53 Rafael Septien, @ Hou., 12/13/82  
 53 Rafael Septien, vs. Wash., 9/9/85

- Opponent/Longest Field Goal**  
 59 Tony Franklin, Phil., 11/12/79
- Most Made, 50 or More Yards, Career**  
 8 Rafael Septien, 1978-86  
 2 Sam Baker, 1962-63  
 2 Toni Fritsch, 1971-73, 1975
- Most Made, 50 or More Yards, Season**  
 2 Toni Fritsch, 1972  
 2 Rafael Septien, 1979, 1984
- Highest Field Goal Percentage, Career (100 made)**  
 71.7 Rafael Septien, 1978-86 (226-162)

## SAFETIES

- Most, Career**  
 2 Jethro Pugh, 1965-78  
 2 Benny Barnes, 1972-82  
 2 Harvey Martin, 1973-83
- Most, Season**  
 2 Benny Barnes, 1973

## RUSHING

- Most Seasons Leading Team**  
 10 Tony Dorsett, 1977-86  
 7 Don Perkins, 1961-65, 1967-68
- Most Consecutive Seasons Leading Team**  
 10 Tony Dorsett, 1977-86  
 5 Don Perkins, 1961-65

## ATTEMPTS

- Career**  
 2,755 Tony Dorsett (1977-87)  
 1,500 Don Perkins (1961-68)  
 1,166 Calvin Hill (1969-74)
- Season**  
 361 Herschel Walker, 1988  
 342 Tony Dorsett, 1981  
 305 Tony Dorsett, 1985
- Season, Rookie**  
 241 Emmitt Smith, 1990  
 208 Tony Dorsett, 1977
- Game**  
 32 Calvin Hill, vs. SFO., 11/10/74  
 31 Calvin Hill, @ Chi., 9/16/73
- Opponent/Game**  
 32 John Riggins, Wash., 10/14/84

## YARDS GAINED

- Career**  
 12,036 Tony Dorsett, 1977-87  
 6,217 Don Perkins, 1961-68  
 5,009 Calvin Hill, 1969-74
- Season**  
 1,646 Tony Dorsett, 1981  
 1,514 Herschel Walker, 1988  
 1,325 Tony Dorsett, 1979  
 1,321 Tony Dorsett, 1983  
 1,307 Tony Dorsett, 1985
- Season, Rookie**  
 1,007 Tony Dorsett, 1977  
 942 Calvin Hill, 1969

THE RECORDS

*Cowboys Individual Records (Cont.)*

<b>Game</b>	206 Tony Dorsett, vs. Phil., 12/4/77
	183 Tony Dorsett, @ Gia., 11/9/80
	175 Tony Dorsett, @ Balt., 12/6/81
<b>Game, Opponent</b>	232 Jim Brown, Clev., 9/22/63
	206 Greg Bell, @ Buf., 11/18/84
	195 Earl Campbell, Hou., 11/22/79
<b>Longest Run</b>	99 Tony Dorsett, @ Minn., 1/3/83 (TD)
	84 Herschel Walker, vs. Phil., 12/14/86 (TD)
	84 Tony Dorsett, vs. Phil., 12/4/77 (TD)
<b>Opponent/Longest Run</b>	85 Greg Bell, @ Buf., 11/18/84 (TD)
<b>Most Seasons, 1,000 or More Yards</b>	8 Tony Dorsett, 1977-81, 1983-85
	2 Calvin Hill, 1972-73
<b>Most Consecutive Seasons, 1,000 or More Yards</b>	5 Tony Dorsett, 1977-81
<b>Most Games, 100 or More Yards, Career</b>	43 Tony Dorsett, 1977-87
	16 Calvin Hill, 1969-74
<b>Most Games, 100 or More Yards, Season</b>	9 Tony Dorsett, 1981
	8 Tony Dorsett, 1983
<b>Most Consecutive Games, 100 or More Yards</b>	4 Tony Dorsett, 1979
	3 Tony Dorsett, 1981
	3 Tony Dorsett, 1983
<b>AVERAGE GAIN</b>	
<b>Career (700 att.)</b>	4.37 Tony Dorsett, 1977-87 (2,755-12,036)
	4.32 Walt Garrison, 1966-74 (899-3,886)
<b>Season (Qualifiers)</b>	5.6 Amos Marsh, 1962 (144-802)
	5.3 Duane Thomas, 1970 (151-803)
	4.9 Herschel Walker, 1986 (151-737)
<b>Game (10 att.)</b>	12.1 Walt Garrison, vs. Wash., 12/9/72 (10-121)
	10.9 Amos Marsh, @ Wash., 11/4/62 (10-109)
	10.8 Dan Reeves, vs. Wash., 12/11/66 (10-108)
<b>TOUCHDOWNS</b>	
<b>Most Seasons Leading Team</b>	7 Tony Dorsett, 1977, 1979-80, 1982-85
	6 Don Perkins, 1961-64, 1966-67
<b>Most Consecutive Seasons Leading Team</b>	4 Don Perkins, 1961-64
	4 Tony Dorsett, 1982-85
	4 Herschel Walker, 1986-89
<b>Career</b>	72 Tony Dorsett, 1977-87
	42 Don Perkins, 1961-88
	39 Calvin Hill, 1969-74
<b>Season</b>	12 Tony Dorsett, 1977
	12 Herschel Walker, 1986

<b>Rookie, Season</b>	12 Tony Dorsett, 1977
	11 Emmitt Smith, 1990
<b>Game</b>	4 Calvin Hill, @ Buf., 9/19/71
	4 Emmitt Smith, vs. Pho., 12/16/90
<b>Opponent/Game</b>	3 Jim Taylor, @ GBay, 11/13/60
	3 Dick James, Wash., 12/17/61
	3 Cleveland Gary, @ Rams, 11/18/90
<b>Most Consecutive Games Rushing for Touchdown</b>	6 Tony Dorsett, 1977
	6 Tony Dorsett, 1980

**PASSING**

<b>Most Seasons Leading Team</b>	8 Roger Staubach, 1971, 1973-79
	7 Danny White, 1980-85, 1987
	6 Don Meredith, 1963-68
<b>Most Consecutive Seasons Leading Team</b>	7 Roger Staubach, 1973-79
	6 Don Meredith, 1963-68
	6 Danny White, 1980-85

**RATING**

<b>Highest, Career (1,500 att.)</b>	83.5 Roger Staubach, 1969-79
	81.7 Danny White, 1976-88
	74.7 Don Meredith, 1960-68

**Highest, Season (qualifiers)**

104.8 Roger Staubach, 1971
94.6 Roger Staubach, 1973
92.4 Roger Staubach, 1979

**Highest, Rookie, Season (qualifiers)**

55.7 Troy Aikman, 1989
------------------------

**ATTEMPTS**

<b>Career</b>	2,958 Roger Staubach, 1969-79
	2,950 Danny White, 1976-88

**Season**

533 Danny White, 1983
461 Roger Staubach, 1979
450 Danny White, 1985

**Rookie, Season**

293 Troy Aikman, 1989
219 Steve Walsh, 1989

**Game**

49 Roger Staubach, @ Phil., 10/26/75
49 Gary Hogeboom, @ SFO, 12/22/85
49 Danny White, @ Wash., 12/13/87
49 Steve Walsh, vs. Pho., 10/29/89

**Game, Opponent**

54 Neil Lomax, StL., 12/27/87
54 Mark Rypien, Wash., 11/22/90

**COMPLETIONS**

<b>Career</b>	1,761 Danny White, 1976-88
	1,685 Roger Staubach, 1969-79



## Cowboys Individual Records (Cont.)

**Season**

- 334 Danny White, 1983  
267 Roger Staubach, 1979  
267 Danny White, 1985

**Rookie, Season**

- 155 Troy Aikman, 1989  
110 Steve Walsh, 1989

**Game**

- 33 Gary Hogeboom, @ Rams, 9/3/84  
32 Steve Pelluer, @ Phil., 10/23/88  
31 Danny White, @ SDO, 11/13/83  
31 Danny White, @ Gia., 10/6/85

**Opponent/Game**

- 28 Bill Wade, Chic., 11/18/62  
28 Kent Nix, @ Pitt., 10/22/67  
28 Joe Theismann, @ Wash., 9/5/83  
28 Neil Lomax, St.L., 11/28/85  
28 Neil Lomax, St.L., 12/27/87

**Consecutive Passes Completed**

- 14 Steve Pelluer, vs. Sea., 11/27/86  
12 Roger Staubach, vs. Balt., (11),  
9/4/78; vs. Gia., (1), 9/10/78  
12 Danny White, @ Phil., 11/6/83

**COMPLETION PERCENTAGE****Career (1,500 att.)**

- 59.7 Danny White, 1976-88  
(2,950-1,761)  
57.0 Roger Staubach, 1969-79  
(2,958-1,685)  
50.7 Don Meredith, 1960-68  
(2,308-1,170)

**Season (qualifiers)**

- 63.2 Danny White, 1982 (247-156)  
62.7 Danny White, 1983 (533-334)  
62.6 Roger Staubach, 1973 (286-179)

**Season, Rookie (qualifiers)**

- 52.9 Troy Aikman, 1989 (293-155)

**Game (20 attempts)**

- 87.5 Danny White, @ Phil., 11/6/83  
(24-21)  
80.8 Troy Aikman, @ NYG, 9/30/90  
(26-21)  
80.0 Danny White, vs. GBay, 9/28/80  
(20-16)

**YARDS GAINED****Career**

- 22,700 Roger Staubach, 1969-79  
21,959 Danny White, 1976-88  
17,199 Don Meredith, 1960-68

**Season**

- 3,980 Danny White, 1983  
3,586 Roger Staubach, 1979  
3,287 Danny White, 1980

**Rookie, Season**

- 1,749 Troy Aikman, 1989  
1,371 Steve Walsh, 1989

**Game**

- 460 Don Meredith, @ SFO, 11/10/63  
406 Don Meredith, @ Wash., 11/13/66  
394 Don Meredith, @ Phil., 11/6/66

**Opponent, Game**

- 466 Bill Wade, Chi., 11/18/62  
432 Phil Simms, @ Gia., 10/6/85  
411 Sonny Jurgensen, @ Was.,  
11/28/65

**Most Seasons, 3,000 or More****Passing Yards**

- 4 Danny White, 1980-83, 1985  
2 Roger Staubach, 1978-79

**Most Games, 300 or More****Passing Yards, Career**

- 10 Danny White, 1976-88  
7 Don Meredith, 1960-68  
6 Roger Staubach, 1969-79

**Most Games, 300 or More****Passing Yards, Season**

- 3 Don Meredith, 1966  
3 Roger Staubach, 1979  
3 Danny White, 1983

**Most Consecutive Games, 300 or More****Passing Yards**

- 2 Don Meredith, 1963

**Longest Pass Completion (All TDs)**

- 95 Don Meredith (to Hayes), vs.  
Wash., 11/13/66  
91 Roger Staubach (to Dorsett), vs.  
Balt., 9/4/78  
89 Craig Morton (to Hayes), @ K.C.,  
10/25/70

**Opponent/Longest Pass Completion****(All TDs)**

- 94 Norm Snead (to Rich Houston), @  
Gia., 9/24/72

**AVERAGE GAIN****Career (1,500 att.)**

- 7.67 Roger Staubach, 1969-79  
(1,685-22,700)  
7.45 Don Meredith, 1960-68  
(2,308-17,199)  
7.44 Danny White, 1976-88  
(1,761-21,959)

**Season (qualifiers)**

- 8.92 Roger Staubach, 1971 (211-1,882)  
8.79 Craig Morton, 1970 (207-1,819)  
8.67 Craig Morton, 1969 (302-2,619)

**Season, Rookie (qualifiers)**

- 5.97 Troy Aikman, 1989

**Game (20 att.)**

- 15.15 Don Meredith, vs. Phil., 10/9/66  
(26-394)  
14.92 Don Meredith, vs. Gia., 9/18/66  
(24-358)  
14.00 Don Meredith, @ Wash., 11/13/66  
(29-406)

**TOUCHDOWNS****Career**

- 155 Danny White, 1976-88  
153 Roger Staubach, 1969-79

**Season**

- 29 Danny White, 1983  
28 Danny White, 1980  
27 Roger Staubach, 1979

**Season, Rookie**

- 9 Troy Aikman, 1989  
5 Steve Walsh, 1989

*Cowboys Individual Records (Cont.)*

<b>Game</b>	5 Eddie LeBaron, @ Pitt., 10/21/62
	5 Don Meredith, vs. Gia., 9/18/66
	5 Don Meredith, vs. Phil., 10/9/66
	5 Don Meredith, vs. Phil., 9/29/68
	5 Craig Morton, vs. Phil., 10/19/69
	5 Craig Morton, vs. Hou., 12/20/70
	5 Danny White, @ Gia., 10/20/83
<b>Game, Rookie</b>	4 Troy Aikman, vs. Rams, 12/3/89
<b>Opponent/Game</b>	6 Y. A. Tittle, @ Gia., 12/16/62
<b>Most Games, Four or More Touchdown Passes, Career</b>	8 Danny White, 1976-88
	6 Don Meredith, 1960-68
<b>Most Games, Four or More Touchdown Passes, Season</b>	3 Don Meredith, 1966
	2 Danny White, 1980
<b>Most Consecutive Games, Touchdown Pass</b>	12 Don Meredith, 1965-66
	12 Roger Staubach, 1977-78
	11 Danny White, 1983
<b>HAD INTERCEPTED</b>	
<b>Most Consecutive Passes Attempted, None Intercepted</b>	166 Don Meredith, 1965-66
	149 Roger Staubach, 1978-79
	137 Roger Staubach, 1977
<b>Career</b>	132 Danny White, 1976-88
	111 Don Meredith, 1960-68
	109 Roger Staubach, 1969-79
<b>Season</b>	25 Eddie LeBaron, 1960
	25 Danny White, 1980
	23 Danny White, 1983
<b>Game</b>	5 Eddie LeBaron, vs. Phil., 9/30/60
	5 Eddie LeBaron, vs. St.L., 11/5/61
	5 Danny White, @ Gia., 11/9/80
	5 Steve Pelluer, vs. Rai., 11/9/86
<b>Opponent/Game</b>	6 Pete Liske, @ Phil., 9/26/71
<b>Most Attempts, No Interceptions, Game</b>	47 Danny White, @ SDO, 11/13/83
	40 Roger Staubach, vs. Phil., 12/5/76
	40 Gary Hogeboom, vs. Phil., 9/16/84
<b>LOWEST PERCENTAGE PASSES INTERCEPTED</b>	
<b>Career (1,500 att.)</b>	3.7 Roger Staubach, 1969-79 (2,958-109)
	4.5 Danny White, 1976-88 (2,950-132)
	4.8 Don Meredith, 1960-68 (2,308-111)
<b>Season (qualifiers)</b>	1.9 Roger Staubach, 1971 (211-4)
	2.4 Roger Staubach, 1979 (461-11)
	2.5 Roger Staubach, 1977 (361-9)
<b>Season, Rookie (qualifiers)</b>	6.1 Troy Aikman, 1989 (293-18)

**TIMES SACKED**

<b>Career</b>	311 Roger Staubach, 1969-79
	251 Don Meredith, 1960-68
	242 Danny White, 1976-88
<b>Season</b>	58 Don Meredith, 1964
	47 Steve Pelluer, 1986
	44 Danny White, 1987
<b>Game</b>	11 Steve Pelluer, @ SDO, 11/16/86
	9 Craig Morton, @ GBay, 10/24/65
<b>Opponent/Game</b>	12 Warren Moon, @ Hou., 9/29/85
	11 Greg Landry, Det., 10/6/75
	11 David Norrie, @ Jets, 10/4/87
<b>Highest Attempts/Sack Ratio, Career (1,500 att.)</b>	13.2 Danny White, 1976-88 (3,192-242)
	10.5 Roger Staubach, 1969-79 (3,269-311)
	10.2 Don Meredith, 1960-68 (2,559-251)
<b>Highest Attempts/Sack Ratio, Season (qualifiers)</b>	22.9 Eddie LeBaron, 1961 (275-12)
	21.7 Steve Pelluer, 1988 (456-21)
	16.4 Troy Aikman, 1989 (312-19)

**PASS RECEIVING**

**RECEPTIONS**

<b>Most Seasons Leading Team</b>	5 Drew Pearson, 1974-78
	5 Tony Hill, 1979-82, 1985
<b>Most Consecutive Seasons Leading Team</b>	5 Drew Pearson, 1974-78
<b>Career</b>	489 Drew Pearson, 1973-83
	479 Tony Hill, 1977-86
	382 Tony Dorsett, 1977-87
<b>Season</b>	76 Herschel Walker, 1986
	74 Tony Hill, 1985
	73 Ron Springs, 1983
<b>Season, Rookie</b>	46 Bob Hayes, 1965
	41 Mike Sharrard, 1986
	32 Don Perkins, 1961
	32 Michael Irvin, 1988
<b>Game</b>	13 Lance Rentzel, vs. Wash., 11/19/67
	11 Bill Howton, @ Phil., 11/25/62
	11 Ron Springs, @ N.E., 9/21/81
	11 Ron Springs, vs. TBay, 10/9/83
	11 Tony Hill, @ Det., 9/15/85
	11 Doug Cosbie, @ Det., 9/15/85
<b>Opponent/Game</b>	12 J.R. Wilburn, @ Pitt., 10/22/67
	12 Jerry Rice, S.F., 11/11/90
<b>Most Consecutive Games, Pass Reception</b>	72 Tony Hill, 1981-86
	58 Drew Pearson, 1974-78

## Cowboys Individual Records (Cont.)

## Most Seasons 50 or More Pass Receptions

- 4 Tony Hill, 1979-80, 1984-85  
3 Drew Pearson, 1974, 1976, 1979  
3 Herschel Walker, 1986-88

## YARDS

## Most Seasons Leading Team

- 8 Tony Hill, 1978-85  
5 Bob Hayes, 1965-67, 1970-71

## Most Consecutive Seasons Leading Team

- 8 Tony Hill, 1978-85  
4 Frank Clarke, 1961-64  
4 Drew Pearson, 1974-77

## Career

- 7,988 Tony Hill, 1977-86  
7,822 Drew Pearson, 1973-83  
7,295 Bob Hayes, 1965-74

## Season

- 1,232 Bob Hayes, 1966  
1,113 Tony Hill, 1985  
1,087 Drew Pearson, 1974

## Season, Rookie

- 1,003 Bob Hayes, 1965  
744 Mike Sherrard, 1986  
654 Michael Irvin, 1988

## Game

- 246 Bob Hayes, @ Wash., 11/13/66  
241 Frank Clarke, vs. Wash., 9/16/62  
233 Lance Rentzel, vs. Wash.,  
11/19/67

## Game, Rookie

- 203 James Dixon, @ Pho., 11/12/89  
177 Bob Hayes, vs. Phil., 10/10/65

## Game, Opponent

- 238 Harold Jackson, @ Rams,  
10/14/73

## Longest Pass Reception (All TDs)

- 95 Bob Hayes (from Meredith), vs.  
Wash., 11/13/66  
91 Tony Dorsett (from Staubach), vs.  
Balt., 9/4/78  
89 Bob Hayes (from Morton), vs. K.C.,  
10-25-70

## Most Seasons 1,000 or More Yards Pass Receiving

- 3 Tony Hill, 1979-80, 1985  
2 Bob Hayes, 1965-66  
2 Drew Pearson, 1974, 1979

## Most Games, 100 or More Yards, Career

- 26 Tony Hill, 1977-86  
21 Bob Hayes, 1965-75  
18 Drew Pearson, 1973-83

## Most Games, 100 or More Yards, Season

- 6 Bob Hayes, 1967  
5 Bob Hayes, 1970  
5 Drew Pearson, 1974  
5 Tony Hill, 1984

## Most Consecutive Games, 100 or More Yards

- 3 Lance Rentzel, 1968-69

## AVERAGE GAIN

## Career (200 receptions)

- 20.0 Bob Hayes, 1965-74 (365-7,295)  
18.6 Frank Clarke, 1960-67 (281-5,214)  
16.7 Tony Hill, 1977-86 (479-7,988)

## Season (24 receptions)

- 26.1 Bob Hayes, 1970 (34-889)

- 24.0 Bob Hayes, 1971 (35-840)  
22.4 Frank Clarke, 1961 (41-919)

## Game (3 receptions)

- 44.3 Tony Hill, @ Wash., 9/5/83 (3-133)  
42.0 Frank Clarke, @ Gia., 10/20/63  
(4-168)  
39.7 Lance Rentzel, vs. N.O., 11/9/69  
(3-119)

## TOUCHDOWNS

## Career

- 71 Bob Hayes, 1965-74  
51 Tony Hill, 1977-86  
50 Frank Clarke, 1960-67

## Season

- 14 Frank Clarke, 1962  
13 Bob Hayes, 1966  
12 Lance Rentzel, 1969  
12 Bob Hayes, 1965

## Game

- 4 Bob Hayes, vs. Hou., 12/20/70

## Game/Opponent

- 4 Harold Jackson, @ Rams, 10/14/73

## Most Consecutive Games, Touchdown

- 7 Frank Clarke, 1961-62  
7 Bob Hayes, 1965-66

## RUSHING-RECEIVING

## YARDS

## Career

- 15,468 Tony Dorsett, 1977-87  
(ru-12,036, re-3,432)  
8,072 Tony Hill, 1977-86 (ru-84, re-7,988)  
8,012 Drew Pearson, 1973-83  
(ru-190, re-7,822)

## Season

- 2,019 Herschel Walker, 1988  
(ru-1,514, re-505)  
1,971 Tony Dorsett, 1981  
(ru-1,646, re-325)  
1,756 Tony Dorsett, 1985  
(ru-1,307, re-449)

## Season, Rookie

- 1,280 Tony Dorsett, 1977  
(ru-1,007, re-273)  
1,174 Calvin Hill, 1969 (ru-942, re-232)  
1,165 Emmitt Smith, 1990 (ru-937,  
re-228)

## Game

- 292 Herschel Walker, vs. Phil.,  
12/14/86 (ru-122, re-170)  
254 Tony Dorsett, vs. Balt., 9/4/78  
(ru-147, re-107)  
246 Bob Hayes, @ Wash., 11/13/66  
(re-246)

## INTERCEPTIONS BY

## Most Seasons Leading Team

- 5 Everson Walls, 1981-82, 1985,  
1987-88  
4 Cornell Green, 1963, 1965-67

## Career

- 52 Mel Renfro, 1964-77  
44 Everson Walls, 1981-89  
41 Charlie Waters, 1970-78, 1980-81



THE RECORDS

*Cowboys Individual Records (Cont.)*

**Season**

- 11 Everson Walls, 1981
- 10 Mel Renfro, 1969
- 9 Everson Walls, 1985

**Season, Rookie**

- 11 Everson Walls, 1981
- 7 Mel Renfro, 1964
- 7 Michael Downs, 1981

**Game**

- 3 Herb Adderley, @ Phil., 9/26/71
- 3 Lee Roy Jordan, vs. Cinc., 11/4/73
- 3 Dennis Thurman, vs. Phil., 12/13/81

**YARDS GAINED**

**Career**

- 626 Mel Renfro, 1964-77
- 584 Charlie Waters, 1970-78, 1980-81
- 562 Dennis Thurman, 1978-85

**Season**

- 211 Cornell Green, 1963
- 187 Dennis Thurman, 1981
- 182 Herb Adderley, 1971

**Season, Rookie**

- 136 Mike Gaechter, 1962
- 133 Everson Walls, 1981
- 110 Mel Renfro, 1964

**Game**

- 121 Mike Gaechter, vs. Wash., 11/3/63
- 102 Herb Adderley, @ Phil., 9/26/70
- 100 Mike Gaechter, vs. Phil., 10/14/62

**Longest Returns (all TDs except as noted)**

- 100 Mike Gaechter, vs. Phil., 10/14/62
- 96 Dennis Thurman, @ Wash., 9/6/81 (no TD)
- 90 Mel Renfro, vs. St.L., 10/4/65

**TOUCHDOWNS**

**Career**

- 4 Dennis Thurman, 1977-85
- 3 Mel Renfro, 1964-77
- 3 Lee Roy Jordan, 1963-76

**Season**

- 1 By Many Players

**PUNTING**

**PUNTS**

**Career**

- 612 Danny White, 1976-88
- 473 Mike Saxon, 1985-90
- 247 Ron Widby, 1968-71

**Season**

- 86 Mike Saxon, 1986
- 82 Danny White, 1984
- 81 Danny White, 1981
- 81 Mike Saxon, 1985

**Game**

- 11 Danny White, vs. Phil., 9/23/84
- 10 By Many, last by Mike Saxon, vs. Chic., 11/17/85

**Game/Opponent**

- 11 Danny Villanueva, @ Rams, 9/30/62
- 11 John James, @ Atl., 9/15/74
- 11 Marv Bateman, vs. Buff., 11/15/76
- 11 Rich Camarillo, vs. N.E., 11/22/84

**Longest Punt**

- 84 Ron Widby, @ N.O., 11/3/68
- 75 Billy Lothridge, vs. Gia., 10/11/64
- 75 Sam Baker, vs. Rams, 9/30/62

**AVERAGE YARDS**

**Career (300 punts)**

- 41.2 Mike Saxon, 1985-90 (473-19,496)
- 40.1 Danny White, 1976-84 (612-24,571)

**Season (Qualifiers)**

- 45.4 Sam Baker, 1962 (57-2,589)
- 44.2 Sam Baker, 1963 (71-3,138)
- 43.3 Ron Widby, 1969 (63-2,729)

**Season, Rookie**

- 41.9 Mike Saxon, 1985 (81-3,396)
- 40.3 Billy Lothridge, 1964 (62-2,501)
- 39.8 Duane Carrell, 1974 (40-1,591)

**Game (4 punts)**

- 53.4 Ron Widby, @ N.O., 11/3/68 (5-267)
- 53.0 Marv Bateman, vs. Cinc., 11/4/73 (5-265)

**HAD BLOCKED**

**Career**

- 6 Danny White, 1976-88
- 4 Mike Saxon, 1985-90

**Season**

- 2 Marv Bateman, 1973
- 2 Danny White, 1976
- 2 Mike Saxon, 1989

**Most Consecutive Punts, None Blocked**

- 341 Danny White, 1978-83
- 190 Mike Saxon, 1986-89
- 137 Ron Widby, 1968-70

**INSIDE 20**

**Career**

- 159 Danny White, 1976-88
- 131 Mike Saxon, 1985-90
- 45 Ron Widby, 1968-71

**Season**

- 28 Mike Saxon, 1986
- 27 Danny White, 1977
- 24 Mike Saxon, 1988

**Game**

- 5 Danny Villanueva, @ Clev., 10/17/65
- 5 Duane Carrell, vs. St.L., 11/3/74
- 4 By many

**Fewest Touchbacks in a Season (Qualifiers)**

- 2 Danny White, 1982
- 3 Allen Green, 1961
- 3 Danny Villanueva, 1966
- 3 Marv Bateman, 1972

Cowboys Individual Records (Cont.)

PUNT RETURNS

RETURNS

<b>Career</b>	146 Butch Johnson, 1976-83
	109 Mel Renfro, 1964-77
	104 Bob Hayes, 1965-74
<b>Season</b>	54 James Jones, 1980
	54 Gary Allen, 1984
	51 Butch Johnson, 1978
<b>Season, Rookie</b>	54 James Jones, 1980
	45 Butch Johnson, 1976
	35 Steve Wilson, 1979
<b>Game</b>	9 Butch Johnson, vs. Buf., 11/15/76
	8 Ron Fellows, vs. Clev., 11/25/82
	7 By Many
<b>Game/Opponent</b>	8 Phil McConkey, Gia., 11/4/84
	7 Phillip Epps, GBay, 9/23/84
	7 Irving Fryar, N.E., 11/22/84
	7 Vai Sikahema, @ StL, 9/13/87

FAIR CATCHES

<b>Career</b>	38 Mel Renfro, 1964-77
	38 Butch Johnson, 1976-83
<b>Season</b>	18 Golden Richards, 1973
	16 Cliff Harris, 1972
	15 Butch Johnson, 1977
	15 Gary Allen, 1984
	15 Kelvin Martin, 1988
<b>Game</b>	4 Golden Richards, @ N.E., 11/16/75
	4 Golden Richards, @ Wash., 11/7/74
	4 Kelvin Martin, vs. Phil., 12/18/88
<b>Game/Opponent</b>	4 Jim Lindsey, Minn., 9/25/66
	4 Rickie Harris, Wash., 12/11/66
	4 Bruce Taylor, SFO, 11/23/72
	4 Phillip Epps, GBay, 9/23/84
	4 Jeff Groth, N.O., 10/21/84

YARDS GAINED

<b>Career</b>	1,313 Butch Johnson, 1976-83
	1,158 Bob Hayes, 1965-74
	842 Mel Renfro, 1964-77
<b>Season</b>	548 James Jones, 1980
	489 Butch Johnson, 1976
	446 Gary Allen, 1984
<b>Game</b>	122 Bob Hayes, vs. Pitt., 12/8/68
	117 Mel Renfro, vs. Green Bay, 11/29/64
	117 Butch Johnson, vs. Buff., 11/15/76

Game/Opponent

105 Terance Mathis, @ Jets, 11/4/90
88 Michael Harper, @ Jets, 10/4/87
83 John Sciarra, Phil., 11/12/79

Longest Punt Return (All TDs)

98 Dennis Morgan, vs. St.L., 10/13/74
90 Bob Hayes, vs. Pitt., 12/8/68
69 Mel Renfro, vs. GBay, 11/29/64
69 Bob Hayes, vs. St.L., 11/23/67

Longest Punt Return/Opponent (All TDs)

98 Terance Mathis, @ Jets, 11/4/90
78 Michael Harper, @ Jets, 10/4/87
74 John Roland, St.L., 11/16/70

AVERAGE YARDAGE

Most Seasons Leading Team

5 Bob Hayes, 1966-70
3 Butch Johnson, 1976-78

Career (75 returns)

11.1 Bob Hayes, 1965-74 (104-1,158)
9.0 Butch Johnson, 1976-83 (146-1,313)
8.7 Kelvin Martin, 1987-90 (75-654)

Season (Qualifiers)

20.8 Bob Hayes, 1968 (15-312)
15.1 Dennis Morgan, 1974 (19-287)
13.1 Mel Renfro, 1964 (32-418)

Season, Rookie (Qualifiers)

15.1 Dennis Morgan, 1974 (19-287)
13.1 Mel Renfro, 1964 (32-418)
10.9 Butch Johnson, 1976 (45-489)

Game (3 returns)

40.7 Bob Hayes, vs. Pitt., 12/8/68 (3-122)
29.3 Mel Renfro, vs. GBay, 11/29/64 (4-117)
28.7 Gary Allen, vs. K.C., 11/20/83 (3-86)

Game, Opponents (3 returns)

30.0 Ron Smith, @ Oak., 12/14/74 (3-90)
29.3 Michael Harper, @ Jets, 10/4/87 (3-88)
24.0 Bob Hammond, vs. Gia., 9/25/77 (3-72)

TOUCHDOWNS

<b>Career</b>	3 Bob Hayes, 1965-74
	1 By many players
<b>Season</b>	2 Bob Hayes, 1968

KICKOFF RETURNS

RETURNS

<b>Career</b>	85 Mel Renfro, 1964-77
	83 James Dixon, 1989-90
	83 Darryl Clack, 1986-89
<b>Season</b>	47 James Dixon, 1989
	43 Ron Fellows, 1983
	40 Mel Renfro, 1964

**THE RECORDS**

**Cowboys Individual Records (Cont.)**

<b>Game</b>	8 Mel Renfro, vs. GBay, 10/29/63 7 Robert Lavette, @ Gia., 10/6/85 6 By many players
<b>Game, Opponent</b>	7 Terry Metcalf, @ StL., 10/9/77 7 Dave Turner, Cinc., 9/30/79 7 James Owens, SFO, 10/12/80 7 Larry Centers, Pho., 12/16/90
<b>YARDS</b>	
<b>Career</b>	2,246 Mel Renfro, 1964-77 1,917 James Dixon, 1989-90 1,832 Butch Johnson, 1976-83
<b>Season</b>	1,181 James Dixon, 1989 1,017 Mel Renfro, 1964 855 Ron Fellows, 1983
<b>Game</b>	186 James Dixon, @ GBay, 10/8/89 168 Mel Renfro, @ Wash., 11/22/64 164 James Dixon, @ K.C., 10/22/89
<b>Game, Opponent</b>	247 Tim Brown, @ Phil., 11/6/66 188 James Owens, SFO, 10/12/80 174 Dave Turner, Cinc., 9/30/79
<b>Longest Kickoff Return (all TDs)</b>	101 Amos Marsh, vs. Phil., 10/14/62 101 Ike Thomas, vs. Jets, 12/4/71 100 Mark Washington, @ Wash., 11/12/70 100 Mel Renfro, vs. SFO, 11/7/65
<b>Longest Kickoff Return, Opponent (All TDs)</b>	108 Roy Green, StL., 10/21/79 93 Jim Butler, Pitt., 10/30/66 93 Tim Brown, @ Phil., 11/6/66
<b>AVERAGE YARDAGE</b>	
<b>Career (75 returns)</b>	26.4 Mel Renfro, 1964-77 (85-2,246) 23.2 Butch Johnson, 1976-83 (79-1,832) 23.1 James Dixon, 1989-90 (83-1,917)
<b>Season (Qualifiers)</b>	30.0 Mel Renfro, 1965 (21-630) 28.4 Cliff Harris, 1971 (29-823) 25.7 Amos Marsh, 1961 (26-667)
<b>Game (3 returns)</b>	48.0 Mark Washington, @ Wash., 11/22/70 43.6 Ike Thomas, vs. Rams, 11/25/71 42.0 Mel Renfro, @ Wash., 11/12/64 (4-168)
<b>Game, Opponent</b>	49.4 Tim Brown, @ Phil., 11/6/66 (5-247) 40.8 Mike Nelms, Wash., 11/22/81 (4-163) 40.0 Jim Butler, Pitt., 10/30/66 (3-120)
<b>TOUCHDOWNS</b>	
<b>Career</b>	2 Mel Renfro, 1964-77 2 Ike Thomas, 1971
<b>Season</b>	2 Ike Thomas, 1971
<b>Game, Opponent</b>	2 Tim Brown, @ Phil., 11/6/66

**COMBINED KICK RETURNS**

<b>MOST RETURNS</b>	
<b>Career</b>	225 Butch Johnson, 1976-83 (p-146, k-79) 194 Mel Renfro, 1964-77 (p-109, k-85)
<b>Season</b>	87 Gary Allen, 1984 (p-54, k-33) 86 James Jones, 1980 (p-54, k-32) 80 Butch Johnson, 1978 (p-51, k-29)
<b>Game</b>	12 Mel Renfro, vs. GBay, 11/29/64 (p-4, k-8) 11 Butch Johnson, vs. Buff., 11/15/76 (p-9, k-2) 10 Mel Renfro, @ Wash, 11/13/66 (p-5, k-5)
<b>Game, Opponent</b>	12 Larry Jones, Wash., 12/13/75 (p-6, k-6) 10 Phil Mc Conkey, NYG, 11/4/84 (p-8, k-2) 10 Stump Mitchell, @ StL., 9/11/83 (p-5, k-5)

**YARDS GAINED**

<b>Career</b>	3,145 Butch Johnson, 1976-83 (p-1,313, k-1,832) 3,088 Mel Renfro, 1964-77 (p-842, k-2,246) 2,180 James Jones, 1980-82, 1984-85 (p-736, k-1,444)
<b>Season</b>	1,435 Mel Renfro, 1964 (p-418, k-1,017) 1,268 James Jones, 1980 (p-548, k-720) 1,182 Butch Johnson, 1976 (p-489, k-693)
<b>Game</b>	273 Mel Renfro, vs. GBay, 11/29/64 (p-117, k-156) 212 Butch Johnson, vs. Buff., 11/15/76 (p-117, k-95) 210 Mel Renfro, @ Wash., 11/22/64 (p-42, k-168)
<b>Game, Opponent</b>	247 Tim Brown, @ Phil., 11/6/66 (k-247) 213 Stump Mitchell, St.L., 9/11/83 (p-53, k-160) 188 James Owens, SFO, 10/12/80 (k-188)
<b>TOUCHDOWNS</b>	
<b>Career</b>	3 Bob Hayes, 1965-74 (p-3) 3 Mel Renfro, 1964-77 (p-1, k-2)
<b>Season</b>	2 Bob Hayes, 1968 (p-2) 2 Ike Thomas, 1971 (k-2)
<b>Game, Opponent</b>	2 Tim Brown, @ Phil., 11/6/66 (k-2)



THE RECORDS

*Cowboys Individual Records (Cont.)*

**COMBINED NET YARDS**

Rushing, receiving, interception returns, kickoff returns and fumble returns

**Career**  
 15,501 Tony Dorsett, 1977-87  
 9,104 Bob Hayes, 1965-74  
 8,436 Tony Hill, 1977-86

**Season**  
 2,019 Herschel Walker, 1988  
 1,998 Amos Marsh, 1962  
 1,971 Tony Dorsett, 1981

**Season, Rookie**  
 1,688 James Dixon, 1989  
 1,598 Bob Hayes, 1965  
 1,564 Don Perkins, 1961

**Game**  
 292 Herschel Walker, vs. Phil.,  
 12/14/86  
 285 Calvin Hill, @ Wash., 11/16/69

**FUMBLES**

**OPPONENTS' FUMBLES RECOVERED**

**Career**  
 19 Ed Jones, 1974-78, 1980-89  
 16 Chuck Howley, 1961-73  
 16 Dave Edwards, 1963-75  
 16 Lee Roy Jordan, 1963-76  
 16 Cliff Harris, 1970-79

**Season**  
 5 Don Healy, 1961  
 4 Jerry Norton, 1962  
 4 Jethro Pugh, 1967  
 4 Larry Cole, 1971  
 4 Jethro Pugh, 1973  
 4 Dexter Clinkscale, 1983  
 4 Eugene Lockhart, 1985

**Game**  
 2 Many times, last by Jesse Penn,  
 @ Det., 9/14/86

**Longest Fumble Returns (All TDs)**

97 Chuck Howley, vs. Atl., 10/2/66  
 86 Michael Downs, @ Hou.,  
 12/13/82  
 84 Don Bishop, vs. StL., 10/28/62

**OPPONENTS' FUMBLE  
 RETURNED FOR TOUCHDOWNS**

**Career**  
 3 Bob Lilly, 1961-74  
 2 Cornell Green, 1962-74  
 2 Benny Barner, 1972-82  
 2 Mike Hegman, 1976-88  
 2 Michael Downs, 1981-88

**SACKS**

**Most Seasons Led Team**

7 Harvey Martin, 1974-77, 1979-80,  
 1982  
 5 Jethro Pugh, 1968-72  
 3 George Andrie, 1964-65, 1967  
 3 Randy White, 1978, 1983-84  
 3 Jim Jeffcoat, 1985-86, 1989

**TOTAL SACKS**

**Career**  
 113 Harvey Martin, 1973-83  
 111 Randy White, 1975-88  
 105 Ed Jones, 1974-78, 1980-89

**Season**  
 20 Harvey Martin, 1977  
 16 Randy White, 1978  
 15 1/2 Jethro Pugh, 1968

**Season, Rookie**  
 9 Harvey Martin, 1973  
 7 1/2 Jimmie Jones, 1990  
 6 1/2 Bruce Thornton, 1979

**Game**  
 5 Bob Lilly, @ Pitt., 11/20/66  
 5 Jim Jeffcoat, @ Wash., 11/10/85  
 4 many times, last by Ed Jones,  
 vs. Gia., 11/2/87

**Game, Opponent**  
 4 1/2 Jim Katcavage, @ Gia., 10/20/63  
 3 1/2 Ray Mansfield, Pitt., 12/13/64  
 3 1/2 Stan Hindman, @ SFO, 12/16/67  
 3 1/2 John Mendenhall, Gia., 9/29/74  
 3 1/2 Jerry Sher, @ Clev., 9/24/79

**TACKLES**

**COMBINED TACKLES**

**Career**  
 1,236 Lee Roy Jordan, 1963-76  
 1,104 Randy White, 1975-88  
 1,032 Ed Jones, 1974-78, 1980-89

**Season**  
 222 Eugene Lockhart, 1989  
 167 Bob Breunig, 1979

**Game**  
 21 Lee Roy Jordan, vs. Phil.,  
 9/26/71  
 19 Eugene Lockhart, vs. Phoe.,  
 10/29/89  
 18 Eugene Lockhart, vs. Wash.,  
 9/24/89

**SOLO TACKLES**

**Career**  
 743 Lee Roy Jordan, 1963-76  
 701 Randy White, 1975-88  
 693 Ed Jones, 1974-78, 1980-89

**Season**  
 154 Eugene Lockhart, 1989  
 100 Lee Roy Jordan, 1975

**Game**  
 16 Eugene Lockhart, vs. Phoe.,  
 10/29/89  
 14 Lee Roy Jordan, vs. Phil.,  
 10/28/73  
 13 Eugene Lockhart, vs. Wash.,  
 9/24/89

**ASSISTED TACKLES**

**Career**  
 493 Lee Roy Jordan, 1963-76  
 466 Bob Breunig, 1975-84  
 403 Randy White, 1975-88

**Season**  
 101 Jerry Tubbs, 1960

**Game**  
 15 Jerry Tubbs, vs. Chic., 11/27/60

## Cowboys Team Records

1960 - 12 games; 1961/77 - 14 games; 1978-90 - 16 games.  
NOTE: The 1982 regular season was reduced to nine games and the 1987 season to 15 games due to players' strikes.

## GAMES WON

## Most Consecutive Games Won

(Incl. postseason)

- 12 1971-72
- 9 1977-78
- 8 1977, 1978

## Most Consecutive Games Won

(Regular season)

- 9 1971-72, 1978-79
- 8 1977

## Most Games Won, Season

(Incl. postseason)

- 15 1977
- 14 1971, 1978, 1980

## Most Games Won, Season

(Regular season)

- 12 1968, 1977, 1978, 1980, 1981, 1983

## Most Consecutive Games Won, Season

(Incl. postseason)

- 10 1971
- 8 1977, 1978

## Most Consecutive Games Won, Season

(Regular season)

- 8 1977
- 7 1971, 1983

## Most Consecutive Games Won,

Start of Season

- 8 1977
- 7 1983
- 6 1968, 1969

## Most Consecutive Games Won,

End of Season

- 7 1971
- 6 1978
- 5 1968, 1970

## Most Consecutive Home Games Won

- 18 1980-81
- 11 1971-72
- 9 1975-76

## Most Consecutive Road Games Won

- 7 1968
- 6 1966-67, 1975-76, 1978-79

## GAMES LOST

## Most Consecutive Games Lost

- 10 1960, 1988
- 9 1988-89

## Most Consecutive Games Without Victory

- 12 1960
- 10 1960, 1988

## Most Games Lost, Season

- 15 1989
- 13 1988

## Most Consecutive Home Games Lost

- 14 1988-89
- 6 1960

## Most Consecutive Home Games Without

Victory

- 14 1988-89
- 7 1962-63

## Most Consecutive Away Games Lost

- 9 1962-63
- 7 1964-65

## Most Consecutive Away Games Without Victory

- 9 1962-63
- 7 1960, 1964-65

## SCORING

## Most Points, Season

- 479 1983

## Most Points, Opponent, Season

- 402 1962

## Fewest Points, Season

- 177 1960
- 204 1989

## Fewest Points, Opponent, Season

- 186 1968
- 208 1978\*

## Most Points, Game

- 59 vs. Det., 9/15/68
- 59 vs. SFO, 10/12/80

## Most Points, Opponent, Game

- 54 @ Minn., 10/18/70

## Most Points, Both Teams, Game

- 86 @ Buff., 9/19/71 (Dall. 49, Buff. 37)
- 82 vs. Minn., 11/26/87
- (Minn. 44, Dall. 38 OT)

## Fewest Points, Both Teams, Game

- 8 @ Clev., 12/12/70 (Dall. 6, Clev. 2)

## Most Points Overcome To Win Game

- 21 vs. N.O., 10/21/84
- 20 @ Wash., 9/5/83
- 17 vs. Wash., 12/16/79

## Most Points, Opponent, Overcome To Win

- 21 @ Wash., 11/28/65
- 20 @ Phil., 10/23/88
- 17 @ Det., 11/15/81

## Most Points, First Half

- 42 vs. Phil., 10/19/69

## Most Points, Opponent, First Half

- 34 @ Minn., 10/18/70
- 34 @ Rams, 10/14/73
- 34 @ Wash., 11/23/86

## Most Points, Both Teams, First Half

- 55 vs. Raid., 10/23/83

## Most Points, Second Half

- 31 @ Phil., 9/29/68
- 31 @ Wash., 11/17/68

## Most Points, Opponent, Second Half

- 38 @ StL., 12/9/62

## Most Points, Both Teams, Second Half

- 52 vs. StL., 9/28/75

## Most Points, First Quarter

- 28 vs. Phil., 10/19/69
- 28 vs. Jets, 12/4/71

## Most Points, Opponent, First Quarter

- 22 @ Cinc., 12/8/85

\*16-game record;

THE RECORDS

*Cowboys Team Records (Cont.)*

**Most Points, Both Teams, First Quarter**  
35 vs. Phil., 10/19/69

**Most Points, Second Quarter**  
24 vs. Gia., 9/18/66  
24 vs. Pitt., 10/30/66  
24 vs. Det., 9/15/68  
24 vs. N.E., 10/24/71  
24 vs. SFO, 10/12/80

**Most Points, Opponent, Second Quarter**  
28 @ Gia., 12/16/62

**Most Points, Both Teams, Second Quarter**  
38 vs. K.C., 11/10/75  
38 vs. Raid., 10/23/83

**Most Points, Third Quarter**  
21 vs. Pitt., 10/30/66  
21 vs. N.O., 9/24/73  
21 vs. Clev., 12/7/74  
21 vs. StL., 9/28/75  
21 vs. SDO, 10/26/80

**Most Points, Opponent, Third Quarter**  
21 @ Wash., 12/17/61  
21 @ Cinc., 12/8/85

**Most Points, Both Teams, Third Quarter**  
35 vs. StL., 9/28/75

**Most Points, Fourth Quarter**  
21 @ Gia., 12/19/85  
21 vs. Det., 9/15/68  
21 @ Det., 10/6/75

**Most Points, Opponent, Fourth Quarter**  
21 @ StL., 12/9/62  
21 @ Wash., 11/28/65  
21 vs. StL., 11/16/70  
21 @ SDO, 11/5/72  
21 @ StL., 9/13/87

**Most Points, Both Teams, Fourth Quarter**  
35 vs. Gia., 10/21/73

**Most Consecutive Games Scoring**  
218 1970-85  
146 1960-70

**TOUCHDOWNS**

**Most Touchdowns, Season**  
60 1980

**Most Touchdowns, Opponent, Season**  
52 1962

**Fewest Touchdowns, Season**  
23 1960  
25 1989\*

**Fewest Touchdowns, Opponent, Season**  
22 1973  
25 1978\*

**Most Touchdowns, Game**  
8 vs. Phil., 10/9/66  
8 vs. Det., 9/15/68  
8 vs. SFO, 10/12/80

**Most Touchdowns, Opponent, Game**  
7 @ StL., 12/9/62  
7 @ Cinc., 12/8/85

**Most Touchdowns, Both Teams, Game**  
12 vs. Buff., 9/19/71  
11 @ SFO, 12/12/77  
11 vs. Minn., 11/26/87

**Most Consecutive Games Score Touchdown**  
75 1979-1984  
73 1960-1965  
72 1965-1970

**POINT AFTER TOUCHDOWNS**

**Most Point After Touchdowns, Season**  
59 1980

**Most Points After Touchdowns, Opponent, Season**  
49 1962

**Most Point After Touchdowns, Game**  
8 vs. Det., 9/15/68  
8 vs. SFO, 10/12/80

**Most Point After Touchdowns, Opponent, Game**  
7 @ StL., 12/9/62

**Most Consecutive Point After Touchdowns**  
162 1969-73

**FIELD GOALS**

**Most Field Goals Attempted, Season**  
36 1969, 1972  
35 1975, 1981

**Most Field Goals Attempted, Opponent, Season**  
35 1989  
34 1972  
32 1963

**Fewest Field Goals Attempted, Season**  
13 1960  
17 1980

**Most Field Goals Attempted, Game**  
7 @ Chic., 11/24/68  
6 vs. Rams, 9/21/75

**Most Field Goals Attempted, Opponent, Game**  
7 @ Phil., 12/5/65

**Most Field Goals Attempted, Both Teams, Game**  
9 @ Phil., 12/5/65  
9 @ Chic., 11/24/68

**Most Field Goals, Season**  
27 1981  
25 1987

**Most Field Goals, Opponent, Season**  
28 1989  
24 1988

**Fewest Field Goals, Season**  
6 1960  
9 1963, 1967  
10 1989

**Most Field Goals, Game**  
7 @ StL., 12/9/62

**Most Field Goals, Opponent, Game**  
4 Many times, last @ Wash., 9/23/90

**Most Field Goals, Both Teams, Game**  
6 @ Minn., 10/18/70  
6 @ Mia., 11/5/78  
6 @ Gia., 10/6/85  
6 @ Wash., 9/23/90

**Most Consecutive Games Scoring Field Goal**  
10 1972-73, 1975

\*16-game record;



## Cowboys Team Records (Cont.)

## SAFETIES

- Most Safeties, Season**  
3 1981
- Most Safeties, Opponent, Season**  
2 1960, 1986, 1988
- Most Safeties, Game**  
2 vs. Phil., 11/19/72
- FIRST DOWNS**
- Most First Downs, Season**  
342 1978, 1983
- Most First Downs, Opponent, Season**  
321 1989  
312 1985
- Most First Downs, Both Teams, Season**  
648 1985
- Fewest First Downs, Season**  
180 1960  
246 1989\*
- Fewest First Downs, Opponent, Season**  
199 1974  
232 1978\*
- Most First Downs, Game**  
33 @ Det., 9/15/85
- Most First Downs, Opponent, Game**  
31 vs. Raid., 10/23/83  
31 @ Cinc., 12/8/85
- Most First Downs, Both Teams, Game**  
55 vs. Rams, 10/1/67
- Fewest First Downs, Game**  
7 @ Gia., 12/16/89
- Fewest First Downs, Opponent, Game**  
5 @ Phil., 11/6/66  
5 vs. Phil., 10/20/74
- Fewest First Downs, Both Teams, Game**  
20 @ GBay, 10/24/65
- Most First Downs, Rushing, Season**  
147 1974
- Most First Downs, Rushing, Opponent, Season**  
122 1981
- Fewest First Downs, Rushing, Season**  
57 1960  
78 1989\*
- Fewest First Downs, Rushing, Opponent, Season**  
52 1969  
82 1983\*
- Most First Downs, Rushing, Game**  
19 @ Balt., 12/6/81
- Most First Downs, Rushing, Opponent, Game**  
17 @ Chic., 9/30/84
- Fewest First Downs, Rushing, Game**  
0 vs. StL., 11/16/70
- Fewest First Downs, Rushing, Opponent, Game**  
0 5 times, last @ Clev., 12/4/88
- Most First Downs, Passing, Season**  
208 1985
- Most First Downs, Passing, Opponent, Season**  
193 1985

- Fewest First Downs, Passing, Season**  
95 1970  
135 1990\*
- Fewest First Downs, Passing, Opponent, Season**  
94 1977  
128 1978\*
- Most First Downs, Passing, Game**  
23 @ SFO, 11/10/63
- Most First Downs, Passing, Opponent, Game**  
21 Chic., 11/18/62  
21 K.C., 11/20/83  
21 @ StL., 11/11/84
- Fewest First Downs, Passing, Game**  
2 @ Phoe., 10/14/90
- Fewest First Downs, Passing, Opponent, Game**  
1 3 times, last @ Jets, 12/21/75
- Most First Downs, Penalty, Season**  
33 1985
- Most First Downs, Penalty, Opponent, Season**  
34 1987
- Fewest First Downs, Penalty, Season**  
9 1961, 1962, 1971  
22 1979\*
- Fewest First Downs, Penalty, Opponent, Season**  
10 1969  
18 1981, 1990\*
- Most First Downs, Penalty, Game**  
6 vs. TBay, 10/9/83
- Most First Downs, Penalty, Opponent, Game**  
7 @ Jets, 10/4/87

## NET YARDS GAINED RUSHING AND PASSING

- Most Yards Gained, Season**  
5,968 1979
- Most Yards Gained, Opponent, Season**  
5,608 1985
- Fewest Yards Gained, Season**  
3,153 1960  
4,081 1990\*
- Fewest Yards Gained, Opponent, Season**  
3,213 1977  
4,009 1978\*
- Most Yards Gained, Game**  
652 vs. Phil., 10/6/66  
583 vs. Balt., 9/4/78  
578 vs. StL., 9/30/73
- Most Yards Gained, Opponent, Game**  
570 @ Cinc., 12/8/85  
529 Mia., 10/25/81
- Most Yards Gained, Both Teams, Game**  
995 vs. Mia., 10/25/81  
926 @ SFO, 11/10/63
- Fewest Yards Gained, Game**  
100 @ Phoe., 10/14/90  
108 @ Gia., 12/16/89
- Fewest Yards Gained, Opponent, Game**  
63 @ GBay, 10/24/65  
80 Phil., 11/6/66
- Fewest Yards Gained, Both Teams, Game**  
255 @ GBay, 10/24/65

\*16-game record;

THE RECORDS

*Cowboys Team Records (Cont.)*

**Most Consecutive Games, 300 or More Yards**  
17 1975-76

**Most Consecutive Games, 400 or More Yards Gained**  
4 1976

**RUSHING**

**ATTEMPTS**

**Most Rushing Attempts, Season**  
630 1981

**Most Rushing Attempts, Opponent, Season**  
543 1989

**Fewest Rushing Attempts, Season**  
311 1960  
355 1989\*

**Fewest Rushing Attempts, Opponent, Season**  
313 1969  
410 1983\*

**Most Rushing Attempts, Game**  
66 @ Balt., 12/6/81

**Most Rushing Attempts, Opponent, Game**  
54 Atl., 10/11/70

**Fewest Rushing Attempts, Game**  
10 @ N.O., 9/10/89

**Fewest Rushing Attempts, Opponent, Game**  
12 Pitt., 10/30/66  
12 Gia., 9/24/67  
12 Phil., 10/16/83

**YARDS**

**Most Yards Gained Rushing, Season**  
2,783 1978

**Most Yards Gained Rushing, Opponent, Season**  
2,242 1960  
2,226 1984

**Fewest Yards Gained Rushing, Season**  
1,049 1960  
1,409 1989\*

**Fewest Yards Gained Rushing, Opponent, Season**  
1,050 1969  
1,499 1983\*

**Most Yards Gained Rushing, Game**  
354 @ Balt., 12/6/81

**Most Yards Gained, Opponent, Game**  
289 Phil., 10/22/61

**Most Yards Gained Rushing, Both Teams, Game**  
510 @ Balt., 12/6/81  
466 vs. Phil., 10/22/61

**Fewest Yards Gained Rushing, Game**  
20 @ N.O., 9/10/89  
20 Gia., 9/16/90

**Fewest Yards Gained Rushing, Opponent, Game**  
7 Pitt., 10/30/66

**AVERAGE GAIN**

**Highest Average Gain Rushing, Season**  
4.7 1962  
4.5 1974

**Lowest Average Gain Rushing, Season**  
3.4 1960  
3.7 1984

**TOUCHDOWNS**

**Most Touchdowns Rushing, Season**  
26 1980

**Most Touchdowns, Rushing, Opponent, Season**  
24 1960

**Fewest Touchdowns, Rushing, Season**  
6 1960, 1961  
7 1989\*

**Fewest Touchdowns, Rushing, Opponent, Season**  
2 1968  
8 1984\*

**Most Touchdowns, Rushing, Game**  
5 @ Buff., 9/19/71  
5 vs. Phoe, 12/16/90

**Most Touchdowns, Rushing, Opponent, Game**  
5 4 times, last by Phil., 10/10/65

**Most Touchdowns, Rushing, Both Teams, Game**  
6 7 times, last vs. Phoe., 12/16/90

**PASSING**

**ATTEMPTS**

**Most Passes Attempted, Season**  
604 1984

**Most Passes Attempted, Opponent, Season**  
558 1983

**Fewest Passes Attempted, Season**  
297 1970  
439 1981\*

**Fewest Passes Attempted, Opponent, Season**  
293 1960  
432 1978\*

**Most Passes Attempted, Game**  
62 @ Det., 9/15/85

**Most Passes Attempted, Opponent, Game**  
59 K.C., 11/20/83

**Most Passes Attempted, Both Teams, Game**  
99 @ Phil., 10/23/88

**Fewest Passes Attempted, Game**  
11 vs. Gia., 10/21/73  
11 vs. Atl., 10/11/70

**Fewest Passes Attempted, Opponent, Game**  
10 Wash., 10/3/71  
10 Mia., 11/22/73

**Fewest Passes Attempted, Both Teams, Game**  
28 @ Jets, 12/21/75

**COMPLETIONS**

**Most Passes Completed, Season**  
346 1983

**Most Passes Completed, Opponent, Season**  
299 1983

**Fewest Passes Completed, Season**  
149 1970  
251 1978\*

\*16-game record;

THE RECORDS

*Cowboys Team Records (Cont.)*

**Fewest Passes Completed, Opponent, Season**  
 146 1960  
 202 1978\*

**Most Passes Completed, Game**  
 40 @ Det., 9/15/85

**Most Passes Completed, Opponent, Game**  
 33 K.C., 11/20/83

**Most Pass Completions, Both Teams, Game**  
 58 @ Phil., 10/23/88  
 57 @ SDO, 11/13/83

**Fewest Passes Completed, Game**  
 4 vs. Atl., 10/11/70

**Fewest Passes Completed, Opponent, Game**  
 2 @ Jets, 12/21/75

**Fewest Pass Completions, Both Teams, Game**  
 8 @ Jets, 12/21/75

**YARDS**

**Most Yards Gained, Passing, Season**  
 3,861 1985

**Most Yards Gained, Passing, Opponent, Season**  
 3,928 1983

**Fewest Yards Gained, Passing, Season**  
 2,013 1964  
 2,581 1990\*

**Fewest Yards Gained, Passing, Opponent, Season**  
 1,562 1977  
 2,288 1980\*

**Most Yards Gained, Passing, Game**  
 452 @ Det., 9/15/85

**Most Yards Gained, Passing, Opponent, Game**  
 437 Chic., 11/18/62

**Most Yards Gained, Passing, Both Teams, Game**  
 720 @ Gia., 10/6/85  
 708 vs. Mia., 10/25/81  
 701 @ Wash., 11/13/66

**Fewest Yards Gained, Passing, Game**  
 -10 @ GBay, 10/24/65

**Fewest Yards Gained, Passing, Opponent, Game**  
 -1 @ GBay, 10/24/65  
 -1 @ Jets, 12/21/75

**Fewest Yards Gained, Passing, Both Teams, Game**  
 -11 @ GBay, 10/24/75

**COMPLETION PERCENTAGE**

**Highest Completion Percentage, Season**  
 .625 1983 (346 of 554)

**Highest Completion Percentage, Opponent, Season**  
 .617 1989 (301 of 488)

**Lowest Completion Percentage, Season**  
 .461 1960 (163 of 354)

**Lowest Completion Percentage, Opponent, Season**  
 .405 1960 (159 of 393)

**Highest Completion Percentage, Game (10 att.)**  
 .875 @ Phil., 11/6/83 (21 of 24)

**Highest Completion Percentage, Opponent, Game (10 att.)**  
 .857 @ Det., 12/11/60 (12 of 14)

**Highest Completion Percentage, Both Teams, Game**  
 .807 @ Gia., 10/10/76 (25 of 31)

**Lowest Completion Percentage, Game**  
 .286 vs. Wash., 9/26/65 (6 of 21)

**Lowest Completion Percentage, Opponent, Game**  
 .154 @ Jets, 12/21/75 (2 of 13)

**Lowest Completion Percentage, Both Teams, Game**  
 .286 @ Jets, 12/21/75 (8 of 28)

**TOUCHDOWNS**

**Most Touchdowns, Passing, Season**  
 31 1962, 1983

**Most Touchdowns, Passing, Opponent, Season**  
 33 1962

**Fewest Touchdowns, Passing, Season**  
 10 1964  
 12 1990\*

**Fewest Touchdowns, Passing, Opponent, Season**  
 10 1970  
 11 1978\*

**Most Touchdowns, Passing, Game**  
 5 6 times, last @ Gia., 10/30/83

**Most Touchdowns, Passing, Opponent, Game**  
 5 Balt., 10/30/60  
 5 @ Clev., 11/2/69

**SACKS**

**TOTAL SACKS**

**Most Sacks, Season**  
 62 1985

**Most Sacks, Opponent, Season**  
 68 1964

**Fewest Sacks, Season**  
 20 1960, 1963  
 29 1989\*

**Fewest Sacks, Opponent, Season**  
 30 1976, 1989

**Most Sacks, Game**  
 12 @ Pitt., 11/20/66  
 12 @ Hou., 9/29/85

**Most Sacks, Opponent, Game**  
 11 @ SDO, 11/16/86

**Most Sacks, Both Teams, Game**  
 17 @ Pitt., 11/20/66

**SACK YARDAGE**

**Most Sack Yardage, Season**  
 459 1985

**Most Sack Yardage, Opponent, Season**  
 503 1964

**Most Sack Yardage, Game**  
 84 vs. Det., 10/6/75

\*16-game record



**THE RECORDS**

*Cowboys Team Records (Cont.)*

**Most Sack Yardage, Opponent, Game**  
67 N.O., 9/25/83

**INTERCEPTIONS**

**TOTAL INTERCEPTIONS**

**Most Interceptions, Season**  
37 1981

**Most Interceptions, Opponent, Season**  
33 1960

**Fewest Interceptions, Season**  
7 1989  
10 1988

**Most Interceptions, Game**  
7 vs. Phil., 9/30/60  
7 @ Phil., 9/26/71

**Most Interceptions, Opponent, Game**  
5 5 times, last by Raid., 11/9/86

**TOUCHDOWNS**

**Most Touchdowns By Interceptions, Season**  
4 1985

**Most Touchdowns By Interceptions, Opponent, Season**  
4 1990

**PUNTING**

**TOTAL PUNTS**

**Most Punts, Season**  
108 1984

**Most Punts, Opponent, Season**  
108 1978

**Most Punts, Game**  
11 vs. Phil., 9/3/84

**Most Punts, Opponent, Game**  
11 4 times, last by N.E., 11/22/84

**Fewest Punts, Both Teams, Game**  
1 vs. Clev., 12/3/61

**AVERAGE YARDAGE**

**Highest Average Distance, Punting, Season**  
45.4 1962

**Highest Average Distance, Punting, Opponent, Season**  
45.5 1961

**Highest Average Distance, Punting, Game (4 punts)**  
53.4 vs. N.O., 11/3/68

**Highest Average Distance, Punting, Opponent, Game (4 punts)**  
54.3 @ Clev., 10/17/65

**PUNT RETURNS**

**TOTAL RETURNS**

**Most Punt Returns, Season**  
63 1978

**Most Punt Returns, Opponent, Season**  
55 1984

**Most Punt Returns, Game**  
9 vs. Buff., 11/15/76

**Most Punt Returns, Opponent, Game**  
8 Gia., 11/4/84

**YARDS GAINED**

**Most Yards, Punt Returns, Season**  
573 1974

**Most Yards, Punt Returns, Opponent, Season**  
588 1983

**Most Yards, Punt Returns, Game**  
122 vs. Pitt., 12/8/68

**Most Yards, Punt Returns, Opponent, Game**  
109 vs. StL., 11/16/70

**TOUCHDOWNS**

**Most Touchdowns, Punt Returns, Season**  
2 1968

**Most Touchdowns, Punt Returns, Opponent, Season**  
1 9 times, last @ Jets, 11/4/90

**KICKOFF RETURNS**

**TOTAL RETURNS**

**Most Kickoff Returns, Season**  
77 1983

**Most Kickoff Returns, Opponent, Season**  
78 1966, 1983

**Most Kickoff Returns, Game**  
9 @ Minn., 10/18/70

**Most Kickoff Returns, Opponent, Game**  
10 Det., 9/15/68

**YARDS GAINED**

**Most Yards, Kickoff Returns, Season**  
1,709 1989

**Most Yards, Kickoff Returns, Opponent, Season**  
1,806 1983

**Most Yards, Kickoff Returns, Game**  
260 vs. SFO, 11/7/65

**Most Yards, Kickoff Returns, Opponent, Game**  
261 @ Phil., 11/6/66

**TOUCHDOWNS**

**Most Touchdowns, Kickoff Returns, Season**  
2 1971

**Most Touchdowns, Kickoff Returns, Opponent, Season**  
3 1966

**FUMBLES**

**TOTAL FUMBLES**

**Most Fumbles, Season**  
46 1961

**Most Fumbles, Opponent, Season**  
44 1973

**Most Fumbles, Game**  
7 vs. Gia., 10/11/71

\*16-game record

THE RECORDS

*Cowboys Team Records (Cont.)*

**Most Fumbles, Opponent, Game**

7 @ Wash., 11/28/65  
7 K.C., 11/10/75

**FUMBLES LOST**

**Most Fumbles Lost, Season**

21 1961, 1971, 1979

**Most Fumbles Lost, Opponent, Season**

25 1971

**Most Fumbles Lost, Game**

5 3 times, last vs. K.C., 11/10/75

**Most Fumbles Lost, Opponent, Game**

5 4 times, last vs. Raid., 10/23/83

**Most Consecutive Games without**

**Losing Fumble**

3 7 times, last in 1990

**PENALTIES**

**TOTAL PENALTIES**

**Most Penalties, Season**

141 1988

**Most Penalties, Opponent, Season**

108 1985

**Fewest Penalties, Season**

47 1961  
96 1978\*

**Fewest Penalties, Opponent, Season**

38 1961  
70 1979\*

**Most Penalties, Game**

17 @ Clev., 12/4/88  
16 @ Jets, 10/4/87

**Most Penalties, Opponent, Game**

14 TBay, 10/8/83

**Fewest Penalties, Game**

0 @ StL., 12/10/61  
0 vs. Wash., 11/23/80  
0 @ Wash., 11/5/89

**Fewest Penalties, Opponent, Game**

0 @ Pitt., 10/21/62  
0 @ Phil., 12/5/65

**YARDS PENALIZED**

**Most Yards Penalized, Season**

1,148 1988

**Most Yards Penalized, Opponent, Season**

990 1985

**Fewest Yards Penalized, Season**

427 1961  
704 1978\*

**Fewest Yards Penalized, Opponent, Season**

362 1961  
704 1979\*

**Most Yards Penalized, Game**

161 @ Wash., 11/2/70  
159 vs. Phil., 10/13/68

**Most Yards Penalized, Opponent, Game**

185 vs. TBay, 10/9/83  
166 @ StL., 10/9/77

**Fewest Yards Penalized, Game**

0 @ StL., 12/10/61  
0 vs. Wash., 11/23/80  
0 @ Wash., 11/5/89

**Fewest Yards Penalized, Opponent, Game**

0 @ Pitt., 10/21/62  
0 @ Phil., 12/5/65

\*16-game record



## Largest Margin of Victory

- 49 points, (56-7) vs. Philadelphia, 1966
- 46 points, (59-13) vs. Detroit, 1968
- 45 points, (52-7) vs. NY Giants, 1966  
45 points, (59-14) vs. San Francisco, 1980
- 44 points, (51-7) vs. Seattle, 1980
- 42 points, (52-10) vs. Houston, 1970  
42 points, (52-10) vs. NY Jets, 1971
- 38 points, (52-14) vs. Cleveland, 1967  
(Eastern Conference Championship Game)  
38 points, (38-0) vs. Baltimore, 1978  
38 points, (38-0) vs. Tampa Bay, 1982  
(1981 NFC Divisional Playoff)

## Largest Margin of Defeat

- 44 points, (44-0) vs. Chicago, 1985
- 41 points, (48-7) vs. Cleveland, 1960  
41 points, (54-13) vs. Minnesota, 1970
- 40 points, (43-3) vs. Minnesota, 1988
- 38 points, (45-7) vs. Baltimore, 1960  
38 points, (38-0) vs. St. Louis, 1970
- 36 points, (43-7) vs. Philadelphia, 1961
- 34 points, (41-7) vs. Green Bay, 1960
- 32 points, (52-20) vs. St. Louis, 1962  
32 points, (42-10) vs. Cleveland, 1969

## Cowboys Big Days

### RUSHING

- 206—Tony Dorsett vs. Philadelphia, Dec. 4, 1977 (23 carries).  
 183—Tony Dorsett @ N.Y. Giants, Nov. 9, 1980 (24 carries).  
 175—Tony Dorsett @ Baltimore, Dec. 6, 1981 (30 carries).  
 173—Herschel Walker @ New England, Nov. 15, 1987 (28 carries).  
 162—Tony Dorsett @ New England, Sept. 21, 1981 (19 carries).  
 159—Tony Dorsett vs. L.A. Rams, Oct. 18, 1981 (27 carries).  
 159—Tony Dorsett @ Houston, Sept. 29, 1985 (23 carries).  
 154—Tony Dorsett vs. St. Louis, Sept. 24, 1978 (21 carries).  
 153—Tony Dorsett @ Minnesota, Jan. 3, 1983 (16 carries).  
 153—Calvin Hill vs. San Francisco, Nov. 10, 1974 (32 carries).  
 152—Tony Dorsett vs. New Orleans, Nov. 19, 1978 (25 carries).  
 151—Tony Dorsett @ Washington, Sept. 5, 1983 (14 carries).  
 150—Calvin Hill @ Washington, Nov. 16, 1969 (27 carries).  
 149—Herschel Walker @ Phoenix, Sept. 12, 1988 (29 carries).  
 149—Tony Dorsett @ Green Bay, Nov. 12, 1978 (23 carries).  
 147—Tony Dorsett vs. Baltimore, Sept. 4, 1978 (15 carries).  
 145—Tony Dorsett @ Minnesota, Oct. 7, 1979 (21 carries).  
 141—Tony Dorsett @ Minnesota, Oct. 2, 1983 (26 carries).  
 141—Tony Dorsett @ St. Louis, Oct. 9, 1977 (14 carries).  
 140—Calvin Hill vs. Philadelphia, Oct. 20, 1974 (26 carries).  
 138—Calvin Hill @ New Orleans, Sept. 28, 1969 (23 carries).  
 137—Don Perkins vs. St. Louis, Oct. 28, 1962 (24 carries).  
 137—Don Perkins vs. N.Y. Giants, Oct. 11, 1964 (17 carries).  
 137—Herschel Walker vs. St. Louis, Dec. 27, 1987 (25 carries).  
 134—Duane Thomas @ Kansas City, Oct. 25, 1970 (20 carries).  
 134—Herschel Walker @ Cleveland, Dec. 11, 1988 (25 carries).  
 133—Don Perkins @ Green Bay, Oct. 24, 1965 (22 carries).



## RUSHING (Cont.)

- 132—Tony Dorsett @ Washington, Sept. 6, 1981 (20 carries).  
132—Emmitt Smith vs. Washington, Nov. 22, 1990 (23 carries).  
131—Herschel Walker vs. Cincinnati, Nov. 20, 1988 (27 carries).  
130—Calvin Hill @ Chicago, Sept. 16, 1973 (31 carries).  
129—Tony Dorsett vs. St. Louis, Sept. 13, 1981 (16 carries).  
124—Robert Newhouse @ St. Louis, Dec. 16, 1973 (19 carries).  
124—Tony Dorsett vs. New Orleans, Sept. 25, 1983 (16 carries).  
124—Herschel Walker @ New Orleans, Oct. 3, 1988 (26 carries).  
123—Don Perkins vs. Cleveland, Dec. 3, 1961 (20 carries).  
123—Duane Thomas vs. Washington, Dec. 6, 1970 (19 carries).  
123—Calvin Hill vs. N.Y. Giants, Oct. 21, 1973 (23 carries).  
122—Herschel Walker vs. Philadelphia, Dec. 14, 1986 (6 carries).  
122—Tony Dorsett vs. Miami, Oct. 25, 1981 (24 carries).  
122—Scott Laidlaw vs. Washington, Nov. 23, 1978 (16 carries).  
122—Tony Dorsett vs. St. Louis, Nov. 16, 1980 (26 carries).  
121—Walt Garrison vs. Washington, Dec. 9, 1972 (10 carries).  
121—Tony Dorsett @ N.Y. Jets, Dec. 17, 1978 (29 carries).  
121—Emmitt Smith vs. Tampa Bay, Oct. 7, 1990 (23 carries).  
120—Herschel Walker vs. St. Louis, Oct. 26, 1986 (26 carries).  
120—Robert Newhouse @ Seattle, Oct. 3, 1976 (19 carries).  
120—Calvin Hill @ St. Louis, Dec. 3, 1972 (26 carries).  
119—Tony Dorsett vs. Cincinnati, Sept. 30, 1979 (20 carries).  
117—Tony Dorsett @ Detroit, Sept. 14, 1986 (23 carries).  
117—Tony Dorsett @ Seattle, Dec. 4, 1983 (26 carries).  
117—Tony Dorsett vs. Buffalo, Nov. 9, 1981 (28 carries).  
117—Amos Marsh vs. Cleveland, Dec. 2, 1962 (17 carries).  
117—Calvin Hill @ Philadelphia, Sept. 20, 1970 (25 carries).  
117—Calvin Hill vs. Atlanta, Oct. 11, 1970 (29 carries).  
116—Tony Dorsett vs. Cleveland, Nov. 25, 1982 (20 carries).  
115—Tony Dorsett vs. Washington, Nov. 22, 1981 (23 carries).  
115—Duane Thomas vs. Houston, Dec. 20, 1970 (17 carries).  
114—Dan Reeves @ Cleveland, Sept. 17, 1967 (18 carries).  
113—Tony Dorsett vs. Pittsburgh, Oct. 13, 1985 (21 carries).  
112—Duane Thomas vs. N.Y. Jets, Dec. 4, 1971 (14 carries).  
111—Don Perkins vs. Cleveland, Nov. 24, 1966 (23 carries).  
111—Don Perkins vs. Atlanta, Nov. 5, 1967 (21 carries).  
111—Calvin Hill vs. Washington, Dec. 9, 1972 (24 carries).  
111—Tony Dorsett @ N.Y. Giants, Sept. 10, 1978 (24 carries).  
111—Tony Dorsett vs. St. Louis, Oct. 21, 1979 (20 carries).  
110—Tony Dorsett @ Philadelphia, Dec. 2, 1984 (22 carries).  
110—Calvin Hill vs. Washington, Dec. 9, 1973 (27 carries).  
110—Paul Palmer @ Washington, Nov. 5, 1989 (18 carries).  
109—Amos Marsh @ Washington, Nov. 4, 1962 (10 carries).  
109—Don Perkins @ Washington, Sept. 29, 1963 (25 carries).  
109—Calvin Hill vs. New Orleans, Nov. 9, 1969 (13 carries).  
108—Don Perkins vs. Minnesota, Sept. 24, 1961 (17 carries).  
108—Don Perkins @ Pittsburgh, Oct. 21, 1962 (20 carries).  
108—Dan Reeves vs. Washington, Dec. 11, 1966 (10 carries).  
108—Calvin Hill vs. Pittsburgh, Oct. 8, 1972 (23 carries).  
108—Robert Newhouse @ N.Y. Jets, Dec. 21, 1975 (19 carries).  
108—Robert Newhouse @ St. Louis, Sept. 2, 1979 (18 carries).  
108—Tony Dorsett vs. Chicago, Sept. 16, 1979 (20 carries).  
108—Tony Dorsett vs. N.Y. Giants, Dec. 2, 1979 (29 carries).

## RUSHING (Cont.)

- 108—Tony Dorsett vs. Kansas City, Nov. 20, 1983 (18 carries).  
 108—Herschel Walker @ L.A. Rams, Dec. 21, 1987 (23 carries).  
 107—Tony Dorsett vs. Seattle, Nov. 27, 1980 (24 carries).  
 105—Tony Dorsett vs. New Orleans, Dec. 19, 1982 (25 carries).  
 104—Tony Dorsett vs. Indianapolis, Oct. 28, 1984 (24 carries).  
 104—Duane Thomas @ Washington, Nov. 22, 1970 (16 carries).  
 104—Scott Laidlaw vs. Philadelphia, Sept. 12, 1976 (19 carries).  
 103—Don Perkins @ Washington, Nov. 17, 1968 (13 carries).  
 103—Calvin Hill @ Washington, Oct. 8, 1973 (21 carries).  
 103—Tony Dorsett vs. L.A. Rams, Oct. 14, 1979 (24 carries).  
 103—Ermitt Smith vs. Phoenix, Dec. 16, 1990 (24 carries).  
 102—Walt Garrison vs. N.Y. Giants, Oct. 27, 1969 (16 carries).  
 102—Tony Dorsett vs. St. Louis, Nov. 24, 1983 (17 carries).  
 101—Tony Dorsett vs. L.A. Raiders, Nov. 4, 1986 (22 carries).  
 101—Tony Dorsett vs. Philadelphia, Dec. 13, 1981 (28 carries).  
 101—Duane Thomas @ St. Louis, Nov. 7, 1971 (26 carries).  
 101—Preston Pearson vs. Green Bay, Oct. 19, 1975 (15 carries).  
 101—Robert Newhouse @ Green Bay, Nov. 12, 1978 (18 carries).  
 100—Calvin Hill @ Philadelphia, Nov. 19, 1972 (15 carries).  
 100—Calvin Hill @ Philadelphia, Oct. 28, 1973 (25 carries).  
 100—Tony Dorsett vs. Tampa Bay, Sept. 21, 1980 (20 carries).  
 100—Tony Dorsett @ Philadelphia, Oct. 20, 1985 (20 carries).

## PASSING

- 460—Don Meredith @ San Francisco, Nov. 10, 1963 (30 of 48).  
 406—Don Meredith @ Washington, Nov. 13, 1966 (21 of 29).  
 394—Don Meredith @ Philadelphia, Nov. 6, 1966 (14 of 24).  
 389—Gary Hogeboom @ San Francisco, Dec. 22, 1985 (28 of 49).  
 379—Troy Aikman @ Phoenix, Nov. 12, 1989 (21 of 40.)  
 377—Danny White vs. Tampa Bay, Oct. 9, 1983 (29 of 44).  
 362—Danny White vs. Atlanta, Oct. 27, 1985 (27 of 47).  
 359—Danny White @ Washington, Dec. 13, 1987 (27 of 49).  
 358—Don Meredith vs. N.Y. Giants, Sept. 18, 1966 (14 of 24).  
 354—Danny White vs. Miami, Oct. 25, 1981 (22 of 32).  
 349—Craig Morton vs. Houston, Dec. 20, 1970 (13 of 17).  
 347—Danny White vs. Pittsburgh, Sept. 13, 1982 (25 of 36).  
 345—Eddie LeBaron vs. Pittsburgh, Sept. 24, 1960 (15 of 28).  
 343—Gary Hogeboom @ L.A. Rams, Sept. 3, 1984 (33 of 47).  
 342—Danny White @ N.Y. Giants, Oct. 6, 1985 (31 of 46).  
 342—Steve Pelluer @ Philadelphia, Oct. 23, 1988 (32 of 46).  
 341—Danny White vs. Minnesota, Nov. 26, 1987 (25 of 41).  
 339—Steve Pelluer @ N.Y. Giants, Nov. 2, 1986 (28 of 38).  
 339—Roger Staubach vs. Baltimore, Sept. 26, 1976 (22 of 28).  
 336—Roger Staubach vs. Washington, Dec. 16, 1979 (24 of 42).

## RECEIVING

- 246—Bob Hayes @ Washington, Nov. 13, 1966 (9 catches).  
 241—Frank Clarke vs. Washington, Sept. 16, 1962 (10 catches).  
 223—Lance Rentzel vs. Washington, Nov. 19, 1967 (13 catches).  
 213—Tony Hill vs. Philadelphia, Nov. 12, 1979 (7 catches).  
 203—James Dixon @ Phoenix, Nov. 12, 1989 (6 catches).

**RECEIVING (Cont.)**

- 195—Bob Hayes vs. N.Y. Giants, Sept. 18, 1966 (6 catches).
- 190—Frank Clarke @ San Francisco, Nov. 10, 1963 (8 catches).
- 188—Drew Pearson @ Detroit, Oct. 6, 1975 (6 catches).
- 187—Bob Hayes vs. Houston, Dec. 20, 1970 (6 catches).
- 181—Tony Hill @ Detroit, Sept. 15, 1985 (11 catches).
- 177—Bob Hayes vs. Philadelphia, Oct. 10, 1965 (8 catches).
- 170—Herschel Walker vs. Philadelphia, Dec. 14, 1986 (9 catches).
- 170—Bob Hayes @ Pittsburgh, Oct. 22, 1967 (7 catches).
- 168—Frank Clarke @ N.Y. Giants, Oct. 20, 1963 (4 catches).
- 164—Mike Renfro @ San Francisco, Dec. 22, 1985 (9 catches).

## Cowboys Longest Plays

**LONG RUNS FROM SCRIMMAGE**

- 99—Tony Dorsett @ Minnesota, Jan. 3, 1983 (TD).
- 84—Herschel Walker vs. Philadelphia, Dec. 14, 1986 (TD).
- 84—Tony Dorsett vs. Philadelphia, Dec. 4, 1977 (TD).
- 77—Tony Dorsett vs. St. Louis, Oct. 9, 1977 (TD).
- 77—Tony Dorsett @ Washington, Sept. 5, 1983.
- 75—Tony Dorsett @ New England, Sept. 21, 1981 (TD).
- 73—Amos Bullocks vs. Chicago, Nov. 18, 1962 (TD).
- 71—Amos Marsh vs. N.Y. Giants, Oct. 15, 1961.
- 70—Amos Marsh vs. Washington, Nov. 4, 1962.
- 68—Les Shy vs. Philadelphia, Oct. 9, 1966.
- 67—Dan Reeves vs. Washington, Dec. 11, 1966 (TD).
- 64—Jim Stiger vs. Washington, Nov. 22, 1964.
- 63—Tony Dorsett vs. New Orleans, Nov. 19, 1978.
- 63—Paul Palmer @ Kansas City, Oct. 22, 1989 (TD).
- 62—Kelvin Edwards vs. Philadelphia, Oct. 11, 1987 (TD).
- 60—Tony Dorsett vs. Atlanta, Oct. 27, 1985 (TD).
- 60—Herschel Walker @ New England, Nov. 15, 1987 (TD).
- 59—Don Perkins vs. Pittsburgh, Sept. 27, 1964.
- 59—Scott Laidlaw vs. Washington, Nov. 23, 1978.
- 59—James Jones @ Baltimore, Dec. 6, 1981 (TD).

**LONG FORWARD PASSES**

- 95—Don Meredith to Bob Hayes vs. Washington, Nov. 13, 1966 (TD).
- 91—Roger Staubach to Tony Dorsett vs. Baltimore, Sept. 4, 1978 (TD).
- 89—Craig Morton to Bob Hayes vs. Kansas City, Oct. 25, 1970 (TD).
- 86—Craig Morton to Lance Rentzel vs. Philadelphia, Nov. 1, 1970 (TD).
- 85—Eddie LeBaron to Amos Marsh vs. L.A. Rams, Sept. 30, 1962 (TD).
- 85—Roger Staubach to Bob Hayes vs. N.Y. Giants, Dec. 12, 1971 (TD).
- 84—Don Meredith to Pete Gent vs. Pittsburgh, Oct. 30, 1966 (TD).
- 84—Steve Pelluer to Herschel Walker vs. Philadelphia, Dec. 14, 1986 (TD).



**LONG PUNTS**

- 84—Ron Widby vs. New Orleans, Nov. 3, 1968.  
 75—Billy Lothridge vs. N.Y. Giants, Oct. 11, 1964.  
 75—Sam Baker vs. L.A. Rams, Sept. 30, 1962.  
 73—Danny White vs. L.A. Rams, Oct. 14, 1979.  
 71—Billy Lothridge vs. St. Louis, Sept. 12, 1964.  
 71—Sam Baker vs. N.Y. Giants, Dec. 16, 1962.

**LONG PUNT RETURNS**

- 98—Dennis Morgan vs. St. Louis, Oct. 13, 1974 (TD).  
 90—Bob Hayes vs. Pittsburgh, Dec. 8, 1968 (TD).  
 69—Bob Hayes vs. St. Louis, Nov. 23, 1967 (TD).  
 69—Mel Renfro vs. Green Bay, Nov. 29, 1964 (TD).  
 68—Gary Allen vs. Kansas City, Nov. 20, 1983 (TD).  
 63—Bob Hayes vs. N.Y. Giants, Dec. 15, 1968 (TD).  
 55—Butch Johnson vs. Philadelphia, Dec. 5, 1976.  
 52—James Jones vs. Washington, Nov. 23, 1980.  
 51—Mel Renfro vs. Cleveland, Oct. 4, 1964.  
 50—Bob Hayes vs. Washington, Nov. 16, 1969.

**LONG KICKOFF RETURNS**

- 101—Amos Marsh vs. Philadelphia, Oct. 14, 1962 (TD).  
 101—Ike Thomas vs. N.Y. Jets, Dec. 4, 1971 (TD).  
 100—Mark Washington vs. Washington, Nov. 22, 1970 (TD).  
 100—Mel Renfro vs. San Francisco, Nov. 7, 1965 (TD).  
 97—Thomas Henderson vs. St. Louis, Sept. 28, 1975 (TD).  
 97—James Dixon @ Kansas City, Oct. 22, 1989 (TD).  
 90—James Dixon @ Green Bay, Oct. 8, 1989.  
 90—Alexander Wright vs. N.Y. Giants, Sept. 16, 1990 (TD).  
 89—Rod Hill vs. Green Bay, Jan. 16, 1982.  
 89—Ike Thomas vs. L.A. Rams, Nov. 25, 1971 (TD).

**LONG INTERCEPTION RETURNS**

- 100—Mike Gaechter vs. Philadelphia, Oct. 14, 1962 (TD).  
 96—Dennis Thurman @ Washington, Sept. 6, 1981.  
 90—Mel Renfro vs. St. Louis, Oct. 4, 1965 (TD).  
 86—Mike Gaechter vs. Washington, Nov. 3, 1963.

**LONG FUMBLE RETURNS**

- 97—Chuck Howley vs. Atlanta, Oct. 2, 1966 (TD).  
 86—Michael Downs @ Houston, Dec. 13, 1982 (TD).  
 84—Don Bishop vs. St. Louis, Oct. 28, 1962 (TD).  
 77—Jim Jeffcoat vs. Washington, Sept. 24, 1989 (TD).  
 72—Benny Barnes @ San Francisco, Oct. 11, 1981 (TD).

**LONG RETURNS OF FIELD-GOAL ATTEMPTS**

- 94—Jerry Norton vs. St. Louis, Dec. 9, 1962 (TD).  
 62—Ron Fellows vs. New Orleans, Sept. 25, 1983 (TD).  
 60—Mike Gaechter vs. Washington, Nov. 28, 1965 (TD).  
 60—Obert Logan vs. N.Y. Giants, Dec. 19, 1965 (TD).

## The Last Time . . .

**400 YARDS TOTAL OFFENSE**By **Cowboys** — 428, vs. Miami, 11/19/89

Playoffs — 456, vs. Tampa Bay, 1/9/83

By **Opponents** — 414, @ Phoenix, 10/14/90

Playoffs — 456, Green Bay, 1/16/83

**500 YARDS TOTAL OFFENSE**By **Cowboys** — 554, @ Detroit, 9/15/85

Playoffs — 528, vs. L.A. Rams, 12/28/80

By **Opponents** — 502, @ Green Bay, 10/8/89

Playoffs — N.A.

**300 PASSING IN A GAME BY A PLAYER**By **Cowboys** — Troy Aikman, 303, @ L.A. Rams, 11/18/90

Playoffs — Danny White, 330, vs. L.A. Rams, 12/26/83

By **Opponents** — Jim Everett, L.A. Rams, 341, 12/3/89

Playoffs — Lynn Dickey, Green Bay, 332, 1/16/83

**400 YARDS PASSING IN GAME BY A PLAYER**By **Cowboys** — Don Meredith, 406, @ San Francisco, 11/13/66

Playoffs — N.A.

By **Opponents** — Phil Simms, 432, @ N.Y. Giants, 10/6/85

Playoffs — N.A.

**4 TOUCHDOWN PASSES IN GAME BY PLAYER**By **Cowboys** — Troy Aikman, vs. L.A. Rams, 12/3/89

Playoffs — Roger Staubach, @ L.A. Rams, 1/4/76

By **Opponents** — Jim Everett, L.A. Rams, 12/3/89

Playoffs — Terry Bradshaw, Pittsburgh, 1/21/79

**100 YARDS RUSHING IN GAME BY PLAYER**By **Cowboys** — Emmitt Smith, 103, vs. Phoenix, 12/16/90

Playoffs — Tony Dorsett, 110 vs. Tampa Bay, 1/9/83

By **Opponents** — Mike Rozier, 155, @ Atlanta, 12/30/90

Playoffs — John Riggins, @ Washington, 140, 1/22/83

**200 YARDS RUSHING IN GAME BY PLAYER**By **Cowboys** — Tony Dorsett, 206, vs. Philadelphia, 12/4/77

Playoffs — N.A.

By **Opponents** — Greg Bell, 206, @ Buffalo, 11/18/84

Playoffs — Eric Dickerson, 248, @ L.A. Rams, 1/4/86

**3 TOUCHDOWNS RUSHING IN GAME BY PLAYER**By **Cowboys** — Emmitt Smith (1,11,1,6) vs. Phoenix, 12/16/90

Playoffs — N.A.

By **Opponents** — Cleveland Gary (16,4,1) @ L.A. Rams, 11/18/90

Playoffs — Larry Schreiber (1,1,1) @ San Francisco, 12/23/72

**100 YARDS RECEIVING IN GAME BY PLAYER**By **Cowboys** — Emmitt Smith, 117, @ L.A. Rams, 11/18/90

Playoffs — Tony Hill, 115 vs. L.A. Rams, 12/26/83

By **Opponents** — Jerry Rice, 147, San Francisco, 11/11/90

Playoffs — James Lofton, Green Bay, 109, 12/17/84

**3 TOUCHDOWN CATCHES IN GAME BY PLAYER**By **Cowboys** — Michael Irvin (24,61,12) @ Washington, 12/11/88

Playoffs — Preston Pearson, (18,15,19) @ L.A. Rams, 1/4/76

By **Opponents** — Mark Clayton (41,39,63) @ Miami, 12/17/84

Playoffs — N.A.

**3 TOUCHDOWNS IN GAME BY PLAYER**By **Cowboys** — Emmitt Smith (4 run) vs. Phoenix, 12/16/90

Playoffs — Preston Pearson (3 receive) @ L.A. Rams, 1/4/76

By **Opponents** — Cleveland Gary (3 run), @ L.A. Rams, 11/18/90

Playoffs — Larry Schreiber (3 run) @ San Francisco, 12/23/72

**4 TOUCHDOWNS IN GAME BY PLAYER**By **Cowboys** — Emmitt Smith (4 run) vs. Phoenix, 12/16/90

Playoffs — N.A.

By **Opponents** — Harold Jackson (4 receive) @ L.A. Rams, 10/12/73

Playoffs — N.A.

**3 INTERCEPTIONS IN GAME BY PLAYER**By **Cowboys** — Dennis Thurman vs. Philadelphia, 12/13/81

Playoffs — Dennis Thurman vs. Green Bay, 1/16/83

By **Opponents** — Roger Wehrli, @ St. Louis, 12/7/75

Playoffs — N.A.

**PUNT RETURNED FOR TD**By **Cowboys** — Gary Allen, 68 yards, vs. Kansas City, 11/20/83

Playoffs — Golden Richards, 63 yards, vs. Minnesota, 12/30/73

By **Opponents** — Terance Mathis, @ N.Y. Jets, 98 yards, 11/4/90

Playoffs — N.A.

*The Last Time... (Cont.)***KICKOFF RETURNED FOR TD**

**By Cowboys** — Alexander Wright, 90 yards, vs. N.Y. Giants, 9/16/90  
Playoffs — N.A.

**By Opponents** — Keith Jones, @ Atlanta, 76 yards, 12/30/90  
Playoffs — Vic Washington, @ San Francisco, 97 yards, 12/23/72

**INTERCEPTION RETURNED FOR TD**

**By Cowboys** — Issiac Holt, 64 yards, @ Tampa Bay, 10/21/90  
Playoffs — Dennis Thurman, 39 yards vs. Green Bay, 1/16/83

**By Opponents** — Deion Sanders, @ Atlanta, 61 yards, 12/30/90  
Playoffs — Darryl Grant, @ Washington, 10 yards, 1/22/83

**FUMBLE RETURNED FOR TD**

**By Cowboys** — Jack Del Rio, 57 yards, vs. Green Bay, 12/24/89  
Playoffs — Mike Hegman, 37 yards, vs. Pittsburgh, 1/21/79

**By Opponents** — Bobby Butler, @ Atlanta, 29 yards, 9/17/89  
Playoffs — Hugh Green, Tampa Bay, 60 yards, 1/9/83

**PUNT BLOCKED**

**By Cowboys** — Issiac Holt, vs. Washington, 11/22/90  
Playoffs — N.A.

**By Opponents** — Dwayne Jiles, @ N.Y. Giants, 12/16/89  
Playoffs — Reggie Harrison, Pittsburgh, 1/18/76

**PUNT BLOCKED FOR TD**

**By Cowboys** — Everson Walls, @ Cincinnati (Penn runs 46 yards), 12/8/85  
Playoffs — N.A.

**By Opponents** — Miles McPherson, @ San Diego, (Derrie Nelson runs 21 yards), 11/13/83  
Playoffs — N.A.

**PUNT BLOCKED FOR SAFETY**

**By Cowboys** — Aaron Kyle, @ Philadelphia, 12/5/76  
Playoffs — N.A.

**By Opponents** — Ron McGovern, @ Kansas City, 10/22/89  
Playoffs — Reggie Harrison, Pittsburgh, 1/8/76

**SAFETY SCORED**

**By Cowboys** — Ralf Mojslejenko, stepped out of endzone, @ Washington, 9/23/90  
Playoffs — Randy White, tackled Ferragamo in endzone, vs. L.A. Rams, 12/30/79

**By Opponents** — Tim Green, @ Atlanta, tackled E. Smith in endzone, 12/30/90  
Playoffs — Reggie Harrison, Pittsburgh, blocked punt out of endzone, 1/18/76

**FIELD GOAL BLOCKED**

**By Cowboys** — Everson Walls, @ Philadelphia, 12/10/89  
Playoffs — Aaron Mitchell, @ Philadelphia, 1/11/81

**By Opponents** — Steve Wallace, San Francisco, 10/15/89  
Playoffs — Frank Nunley, @ San Francisco, 1/2/72

**BLOCKED FIELD GOAL RETURNED FOR TD**

**By Cowboys** — Ron Fellows, 62 yards, vs. New Orleans, 9/25/83  
Playoffs — N.A.

**By Opponents** — Johnny Jackson, San Francisco, 62 yards, 10/15/89  
Playoffs — N.A.

**PAT MISSED**

**By Cowboys** — Fumbled snap, vs. Phoenix, 12/16/90  
Playoffs — Rafael Septien, @ Atlanta, 1/4/81

**By Opponents** — Bjorn Nittmo, @ N.Y. Giants, 12/16/89  
Playoffs — Jan Stenerud, Green Bay, 1/16/83

**PAT BLOCKED**

**By Cowboys** — Jim Jeffcoat, @ N.Y. Giants, 12/16/89  
Playoffs — Rod Hill, vs. Green Bay, 1/16/83

**By Opponents** — Shawn Patterson, @ Green Bay, 10/8/89  
Playoffs — Carl Eller, Minnesota, 1/1/78

**50 POINTS SCORED IN A GAME**

**By Cowboys** — Dallas 51, Seattle 7, 11/27/80  
Playoffs — Dallas 52, Cleveland 14, 12/24/67

**By Opponents** — @ Cincinnati 50, Dallas 24, 12/8/85  
Playoffs — N.A.

**40 POINTS SCORED IN A GAME**

**By Cowboys** — Dallas 41, Phoenix 10, 12/16/90  
Playoffs — N.A.

**By Opponents** — Minnesota 43, Dallas 3, 11/13/88  
Playoffs — N.A.

**SHUTOUT SCORED**

**By Cowboys** — Dallas 38, Baltimore 0, 9/4/78  
Playoffs — Dallas 38, Tampa Bay 0, 1/2/82

**By Opponents** — @ N.Y. Giants 15, Dallas 0, 12/16/89  
Playoffs — @ L.A. Rams 20, Dallas 0, 1/4/86



## Consecutive Winning Seasons

### LONGEST STREAKS OF ALL-TIME

1. New York Yankees (1926-1964) . . . . .	39
2. Montreal Canadiens (1951/52-1982/83) . . . . .	32
*3. Boston Bruins (1967/68-1990/91) . . . . .	24
4. DALLAS COWBOYS (1966-1985) . . . . .	20
5. Baltimore Orioles (1968-1985) . . . . .	18
6. Chicago White Sox (1951-1967) . . . . .	17
7. Chicago Black Hawks (1960/61-1975/76) . . . . .	16
L.A. Raiders (1965-1980) . . . . .	16
Philadelphia Flyers (1972/73-1987/88) . . . . .	16
10. Chicago Bears (1930-1944) . . . . .	15
Pittsburgh Pirates (1899-1913) . . . . .	15
St. Louis Cardinals (baseball) (1939-1953) . . . . .	15
*L.A. Lakers (1976/77-1990/91) . . . . .	15

\* Active

### THANKSGIVING DAY RECORD

(15-7-1)

1966 W Cleveland 26-14	1978 W Washington 37-10
1967 W St. Louis 46-21	1979 L Houston 30-24
1968 W Washington 29-20	1980 W Seattle 51-7
1969 T San Francisco 24-24	1981 W Chicago 10-9
1970 W Green Bay 16-3	1982 W Cleveland 31-14
1971 W Los Angeles 28-21	1983 W St. Louis 35-17
1972 L San Francisco 31-10	1984 W New England 20-17
1973 L Miami 14-7	1985 W St. Louis 35-17
1974 W Washington 24-23	1986 L Seattle 31-14
1975       DNP	1987 L Minnesota 44-38 (OT)
1976 W St. Louis 19-14	1988 L Houston 25-17
1977       DNP	1989 L Philadelphia 27-0
	1990 W Washington 27-17

### COWBOYS' WON-LOST RECORD

Vs. AFC — 42-26


On Monday Night Football — 19-16

On Sunday Night Football — 6-5

In Overtime — 6-3

In Season Openers — 23-7-1

On Thanksgiving Day — 15-7-1



**THE PLAYOFF RECORDS**

THE PLAYOFF RECORDS

## Cowboys Career Playoff Records

### PASSING (Min. 100 Attempts)

	G	Att.	Comp.	Pct.	Yds.	TD	Int.	Rating
Staubach, Roger (1969-79) .....	20	410	223	54.4	2,791	24	19	76.0
White, Danny (1976-85) .....	18	360	206	57.2	2,284	15	16	71.6
Morton, Craig (1965-74) .....	9	137	49	35.8	630	4	10	30.4
NFL Record								
Starr, Bart, Green Bay (1956-71) .....	10	213	130	61.0	1,753	15	3	104.8

### RUSHING

	G	Att.	Yds.	Avg.	Long	TD
Dorsett, Tony (1977-85) .....	17	302	1,383	4.6	53	9
Newhouse, Robert (1972-83) .....	23	174	651	3.7	19	3
Thomas, Duane (1970-71) .....	6	130	520	4.0	23	4
Garrison, Walt (1966-74) .....	15	126	493	4.0	19	0
Staubach, Roger (1969-79) .....	20	76	432	5.7	29	0
Hill, Calvin (1969-74) .....	8	90	335	3.8	48	2
Perkins, Don (1961-68) .....	4	66	284	4.0	24	3
Springs, Ron (1979-83) .....	9	42	201	4.8	32	2
Dennison, Doug (1974-78) .....	7	38	130	3.4	14	2
Pearson, Preston (1975-80) .....	13	43	135	3.1	15	0
NFL Record						
Harris, Franco, Pittsburgh (1972-84) .....	19	400	1,556	3.9	50	16

### RECEIVING

	G	No.	Yds.	Avg.	Long	TD
Pearson, Drew (1973-83) .....	22	67	1,105	16.5	83t	8
Hill, Tony (1977-85) .....	17	46	618	13.4	49	4
Dorsett, Tony (1977-85) .....	17	46	403	8.8	32	1
Pearson, Preston (1975-80) .....	13	43	504	11.7	34	3
DuPree, Billy Joe (1973-83) .....	22	38	438	11.5	28	4
Hayes, Bob (1965-74) .....	15	27	425	15.7	86t	3
Johnson, Butch (1976-83) .....	17	25	394	15.8	45t	4
Cosbie, Doug (1979-85) .....	11	22	243	11.1	22	3
Springs, Ron (1979-83) .....	9	18	106	5.9	26	1
Newsome, Timmy (1980-85) .....	10	17	143	8.4	21	1
NFL Record						
Branch, Cliff, Raiders (1972-85) .....	22	73	1,289	17.7	72t	5

### PUNTING (Min. 20 Punts)

	G	No.	Avg.	Long	Blk.
Bateman, Marv (1972-74) .....	4	24	43.3	59	0
Widby, Ron (1968-71) .....	8	51	40.1	65	0
White, Danny (1976-83) .....	17	84	36.6	53	0
NFL Record					
Camarillo, Rich, New England (1981-87) .....	6	35	44.5	62	1



THE PLAYOFF RECORDS

**INTERCEPTIONS**

	G	No.	Yds.	Avg.	Long	TD
*Waters, Charlie (1970-78, 80-81) .....	25	9	124	13.8	29	0
Thurman, Dennis (1978-85) .....	13	7	126	18.0	39t	1
Harris, Cliff (1970-79) .....	21	6	103	17.2	30	0
Howley, Chuck (1961-73) .....	11	4	89	22.3	41	0
Lewis, D. D. (1968-81) .....	27	4	64	16.0	23	0
Jordan, Lee Roy (1963-76) .....	19	4	34	8.5	41	0
Renfro, Mel (1964-77) .....	21	4	32	8.0	19	0
Walls, Everson (1981-85) .....	7	3	20	6.7	20	0
Hughes, Randy (1975-80) .....	12	3	1	0.3	1	0
Barnes, Benny (1972-82) .....	21	3	0	0.0	0	0

\*Shares NFL record with Bill Simpson, L.A. Rams-Buffalo (1974-1982)

**PUNT RETURNS (Min. 10)**

	G	No.	Yds.	Avg.	Long	TD
Hayes, Bob (1965-74) .....	15	12	151	12.6	68	0
Johnson, Butch (1976-83) .....	17	19	208	11.0	44	0
NFL record						
Carter, Anthony, Minnesota (1985-88) ..	5	15	237	15.8	84t	1

**KICKOFF RETURNS (Min. 10)**

	G	No.	Yds.	Avg.	Long	TD
Harris, Cliff (1970-79) .....	21	11	243	22.1	34	0
Jones, James (1980-82, 1984-85) .....	6	13	267	20.5	33	0
Fellows, Ron (1981-85) .....	6	11	191	17.4	33	0
Johnson, Butch (1976-83) .....	17	12	207	17.3	26	0
NFL Record						
Garrett, Carl, Oakland (1976-1977) .....	5	16	481	30.1	62	0

**SCORING**

	G	TD	PAT	FG	Total
Septien, Rafael (1978-85) .....	13	—	40	18	94
Dorsett, Tony (1977-85) .....	16	10	—	—	60
Fritsch, Toni (1971-73, 75) .....	7	—	15	12	51
Pearson, Drew (1973-83) .....	22	8	—	—	48
Clark, Mike (1968-71, 73) .....	8	—	14	9	41
Herrera, Efren (1974, 1976-77) .....	4	—	10	7	31
Thomas, Duane (1970-71) .....	6	5	—	—	30
DuPree, Billy Joe (1973-83) .....	22	4	—	—	24
Johnson, Butch (1976-83) .....	17	4	—	—	24
Hill, Tony (1977-85) .....	16	4	—	—	24
Richards, Golden (1973-78) .....	9	4	—	—	24
Laidlaw, Scott (1975-79) .....	7	4	—	—	24
Villanueva, Danny (1965-67) .....	3	—	12	4	24
NFL Record					
Blanda, George, Chi.-Hou.-Oak. (1949-1975) .....	19	—	49	22	115

**FIELD GOALS (Min. 10 Field Goals)**

	G	Att.	Made	Pct.	Long
Septien, Rafael (1978-85) .....	15	21	18	85.7	50
Fritsch, Toni (1971-73, 75) .....	7	14	12	85.7	45
NFL Record					
Nelson, Chuck (1983-88) .....	5	11	10	90.9	47

## Cowboys Single-Game Playoff Records

## SCORING

## TOTAL POINTS

- 18 Craig Baynham (12/24/67 vs. Cleveland)
- 18 Preston Pearson (1/4/76 @ L.A. Rams)
- 13 Toni Fritsch (1/4/76 @ L.A. Rams)
- 13 Efren Herrera (12/26/77 vs. Chicago)
- 13 Rafael Septien (1/16/83 vs. Green Bay)

## TOUCHDOWNS

- 3 Craig Baynham (12/24/67 vs. Cleveland), 2 runs, 1 pass
- 3 Preston Pearson (1/4/76 @ L.A. Rams), 3 pass

## FIELD GOALS MADE

- 3 Toni Fritsch (12/23/72 @ San Francisco)
- 3 Toni Fritsch (1/4/76 @ L.A. Rams)
- 3 Efren Herrera (12/26/77 vs. Chicago)
- 3 Rafael Septien (1/9/83 vs. Tampa Bay and 1/16/83 vs. Green Bay)

## LONGEST FIELD GOAL

- 50 Rafael Septien (1/16/83 vs. Green Bay)

## FIELD GOALS ATTEMPTED

- 5 Efren Herrera (1/15/78 vs. Denver), 2 FG

## EXTRA POINTS ATTEMPTED — MADE

- 7-7 Danny Villanueva (12/24/67 vs. Cleveland)

## RUSHING

## RUSHING YARDS

- 160 Tony Dorsett (12/28/80 vs. L.A. Rams), 22 carries

## RUSHING ATTEMPTS

- 30 Duane Thomas (12/26/70 vs. Detroit)

## TOUCHDOWNS RUSHING

- 2 Don Perkins (12/24/67 vs. Cleveland)
- 2 Craig Baynham (12/24/67 vs. Cleveland)
- 2 Tony Dorsett (12/26/77 vs. Chicago)

## RUSHING AVERAGE (Min. 10 Attempts)

- 7.2 Tony Dorsett (12/28/80 vs. L.A. Rams), 22-160
- 6.9 Calvin Hill (12/23/72 @ San Francisco), 18-125
- 6.4 Don Perkins (1/1/67 vs. Green Bay), 17-108

## LONGEST RUN

- 53 Tony Dorsett (1/7/79 @ L.A. Rams)

## PASSING

## PASSING YARDS

- 330 Danny White (12/26/83 vs. L.A. Rams), 32 or 53
- 322 Danny White (1/4/81 @ Atlanta), 25 of 39
- 312 Danny White (1/9/83 vs. Tampa Bay), 27 of 45
- 246 Roger Staubach (12/28/75 @ Minnesota), 15 of 24

## PASS ATTEMPTS

- 53 Danny White (12/26/83 vs. L.A. Rams), 32 completions
- 45 Danny White (1/9/83 vs. Tampa Bay), 27 completions
- 43 Danny White (1/4/86 @ L.A. Rams), 24 completions
- 39 Danny White (1/4/81 @ Atlanta), 25 completions
- 37 Roger Staubach (12/19/76 vs. L.A. Rams), 15 completions

## PASS COMPLETIONS

- 32 Danny White (12/26/83 vs. L.A. Rams), 53 attempts
- 27 Danny White (1/9/83 vs. Tampa Bay), 45 attempts
- 25 Danny White (1/4/81 @ Atlanta), 39 attempts
- 24 Danny White (1/4/86 @ L.A. Rams), 43 attempts
- 23 Danny White (1/16/83 vs. Green Bay), 36 attempts

**TOUCHDOWN PASSES**

4 Roger Staubach (1/4/76 @ L.A. Rams)

**PASSES HAD INTERCEPTED**

4 Roger Staubach (12/30/73 vs. Minnesota)

**COMPLETION PERCENTAGE (Min. 12 completions)**

68.0 Roger Staubach (1/15/78 vs. Denver), 17 of 25

66.7 Danny White (1/10/82 @ San Francisco), 16 of 24

64.1 Danny White (1/4/81 @ Atlanta), 25 of 39

**LONGEST COMPLETION**

86 Don Meredith to Bob Hayes (12/24/67 vs. Cleveland), TD

83 Roger Staubach to Drew Pearson (12/23/73 vs. L.A. Rams), TD

**MOST TIMES SACKED**

7 Roger Staubach (12/23/73 vs. L.A. Rams)

7 Roger Staubach (1/18/76 vs. Pittsburgh)

**PASS RECEIVING**

**RECEPTIONS**

9 Tony Hill (12/26/83 vs. L.A. Rams), 115 yards

8 Tony Dorsett (1/4/86 @ L.A. Rams), 80 yards

**RECEIVING YARDS**

144 Bob Hayes (12/24/67 vs. Cleveland), 5 receptions

142 Tony Hill (1/16/83 vs. Green Bay), 7 receptions

**TOUCHDOWNS RECEIVING**

3 Preston Pearson (1/4/76 @ L.A. Rams)

**RUSHING-RECEIVING**

188 Tony Dorsett (12/28/80 vs. L.A. Rams), 160 rushing, 28 receiving

167 Duane Thomas (1/3/71 vs. San Francisco), 143 rushing, 24 receiving

**COMBINED YARDAGE**

285 Bob Hayes (12/24/67 vs. Cleveland), 5/144 receiving, 3/141 punt returns

**PUNTING**

**PUNTS**

9 Ron Widby (1/17/71 vs. Baltimore), 38.6 average

**PUNT AVERAGE**

46.9 Mike Saxon (1/4/86 @ L.A. Rams), 7 punts

**PUNT RETURNS**

**PUNT RETURNS**

5 James Jones (12/28/80 vs. L.A. Rams), 81 yards

5 Ron Fellows (1/9/83 vs. Tampa Bay), 57 yards

**PUNT RETURN YARDAGE**

141 Bob Hayes (12/24/67 vs. Cleveland), 3 returns

**LONGEST PUNT RETURN**

68 Bob Hayes (12/24/67 vs. Cleveland)

**PUNT RETURN AVERAGE (3 returns)**

47.0 Bob Hayes (12/24/67 vs. Cleveland), 3 for 141 yards

**FAIR CATCHES**

4 Lance Rentzel (12/21/68 @ Cleveland)

4 Cliff Harris (12/23/72 @ San Francisco)

**KICKOFF RETURNS**

**KICKOFF RETURNS**

5 Mel Renfro (1/1/67 vs. Green Bay), 124 yards

**KICKOFF RETURN YARDAGE**

124 Mel Renfro (1/1/67 vs. Green Bay), 5 returns



## THE PLAYOFF RECORDS

### LONGEST KICKOFF RETURN

- 89 Rod Hill (1/9/83 vs. Green Bay)  
48 Thomas Henderson (1/18/76 vs. Pittsburgh)

### KICKOFF RETURN AVERAGE (4 returns)

- 39.3 Rod Hill (1/9/83 vs. Green Bay), 3 for 118 yards

## INTERCEPTIONS

### INTERCEPTIONS

- 3 Charlie Waters (12/26/77 vs. Chicago)  
3 Dennis Thurman (1/16/83 vs. Green Bay)

### INTERCEPTION RETURN YARDAGE

- 68 Thomas Henderson (1/8/79 @ L.A. Rams), on 1 int.

### LONGEST INTERCEPTION RETURN

- 68 Thomas Henderson (1/8/79 @ L.A. Rams)

## Cowboys Big Days/Playoffs

### 100 YARD RUSHING GAMES

160 yards — Tony Dorsett vs. L.A. Rams	December 28, 1980
143 yards — Duane Thomas vs. San Francisco	January 3, 1971
135 yards — Duane Thomas vs. Detroit	December 26, 1970
125 yards — Calvin Hill vs. San Francisco	December 23, 1972
110 yards — Tony Dorsett vs. Tampa Bay	January 9, 1983
108 yards — Don Perkins vs. Green Bay	January 1, 1967
101 yards — Tony Dorsett vs. L.A. Rams	January 7, 1979

### PASSING

330 yards — Danny White vs. L.A. Rams	December 26, 1983
322 yards — Danny White vs. Atlanta	January 4, 1981
312 yards — Danny White vs. Tampa Bay	January 9, 1983

### RECEIVING

144 yards — Bob Hayes vs. Cleveland	December 24, 1967
142 yards — Tony Hill vs. Green Bay	January 16, 1983
136 yards — Billy Parks vs. San Francisco	December 23, 1972
123 yards — Preston Pearson vs. L.A. Rams	January 4, 1976
115 yards — Tony Hill vs. L.A. Rams	December 26, 1983
102 yards — Frank Clarke vs. Green Bay	January 1, 1967

## Cowboys Longest Plays/Playoffs

### LONG RUNS FROM SCRIMMAGE

53 yards — Tony Dorsett vs. L.A. Rams	January 7, 1979
48 yards — Calvin Hill vs. San Francisco	December 23, 1972
32 yards — Ron Springs vs. L.A. Rams	December 28, 1980

### LONG FORWARD PASSES

86 yards — Don Meredith to Bob Hayes vs. Cleveland (TD)	December 24, 1967
83 yards — Roger Staubach to Drew Pearson vs. L.A. Rams (TD)	December 23, 1973
68 yards — Don Meredith to Frank Clarke vs. Green Bay (TD)	January 1, 1967

### LONG PUNT RETURNS

68 yards — Bob Hayes vs. Cleveland	December 24, 1967
63 yards — Golden Richards vs. Minnesota (TD)	December 30, 1973

### LONG KICKOFF RETURNS

89 yards — Ron Hill vs. Green Bay	January 16, 1983
48 yards — Thomas Henderson vs. Pittsburgh	January 18, 1976

### LONG INTERCEPTION RETURNS

68 yards — Thomas Henderson vs. L.A. Rams (TD)	January 7, 1979
60 yards — Cornell Green vs. Cleveland (TD)	December 24, 1967

### LONG FUMBLE RETURNS

44 yards — Chuck Howley vs. Cleveland (TD)	December 21, 1968
37 yards — Mike Hegman vs. Pittsburgh (TD)	January 21, 1979

## Cowboys Team Playoff Records

## SINGLE GAME

## SCORING

## MOST POINTS

52 12/24/67 vs. Cleveland,  
(Dallas 52, Cleveland 14)

## FEWEST POINTS

0 1/4/86 @ L.A. Rams  
(L.A. Rams 20, Dallas 0)

## OPPONENT/MOST POINTS

38 12/28/69 vs. Cleveland,  
(Cleveland 38, Dallas 14)

## OPPONENT/FEWEST POINTS

0 12/26/70 vs. Detroit,  
(Dallas 5, Detroit 0)  
0 1/7/79 @ L.A. Rams,  
(Dallas 28, L.A. Rams 0)  
0 1/2/82 vs. Tampa Bay,  
(Dallas 38, Tampa Bay 0)

## MOST DECISIVE WIN

38 1/2/82 vs. Tampa Bay,  
(Dallas 38, Tampa Bay 0)  
38 12/24/67 vs. Cleveland,  
(Dallas 52, Cleveland 14)

## MOST DECISIVE LOSS

24 12/28/69 vs. Cleveland,  
(Cleveland 38, Dallas 14)

## MOST POINTS COMBINED

66 12/24/67 vs. Cleveland,  
(Dallas 52, Cleveland 14)  
66 1/21/79 vs. Pittsburgh,  
(Pittsburgh 35, Dallas 31)

## FIRST DOWNS

## MOST FIRST DOWNS

29 12/28/80 vs. L.A. Rams  
29 1/9/83 vs. Green Bay

## FEWEST FIRST DOWNS

8 12/31/72 @ Washington

## OPPONENT/MOST FIRST DOWNS

26 1/10/82 @ San Francisco  
22 12/28/69 vs. Cleveland

## OPPONENT/FEWEST FIRST DOWNS

7 12/26/70 vs. Detroit

## MOST FIRST DOWNS BY:

## Rushing

19 12/28/80 vs. L.A. Rams

## Passing

20 12/26/83 vs. L.A. Rams

## Penalty

2 8 times, last 1/10/82 @  
San Francisco

## FEWEST FIRST DOWNS BY:

## Rushing

2 1/22/83 @ Washington

## Passing

3 12/26/70 vs. Detroit  
3 12/31/72 @ Washington

## OPPONENT/MOST FIRST DOWNS BY:

## Rushing

14 12/30/73 vs. Minnesota

## Passing

17 12/28/69 vs. Cleveland  
17 1/10/82 @ San Francisco

## Penalty

4 1/17/71 vs. Baltimore

## OPPONENT/FEWEST FIRST DOWNS BY:

## Rushing

1 1/4/76 @ L.A. Rams

## Passing

1 1/15/78 vs. Denver

## TOTAL YARDS

## MOST NET YARDS GAINED

528 12/28/80 vs. L.A. Rams

## FEWEST NET YARDS GAINED

153 12/30/73 vs. Minnesota

## OPPONENT/MOST NET YARDS GAINED

466 1/16/83 vs. Green Bay  
393 1/10/82 @ San Francisco

## OPPONENT/FEWEST NET YARDS GAINED

118 1/4/76 @ L.A. Rams

## RUSHING

## MOST YARDS RUSHING

345 1/2/82 vs. Tampa Bay  
338 12/28/80 vs. L.A. Rams

## FEWEST YARDS RUSHING

61 1/4/86 @ L.A. Rams  
63 12/26/83 vs. L.A. Rams

## OPPONENT/MOST YARDS RUSHING

269 1/4/86 @ L.A. Rams

## OPPONENT/FEWEST YARDS RUSHING

22 1/4/76 vs. L.A. Rams

## PASSING

## MOST NET YARDS PASSING

310 1/4/81 @ Atlanta

## FEWEST NET YARDS PASSING

22 12/26/70 vs. Detroit

## OPPONENT/MOST NET YARDS PASSING

308 1/16/83 vs. Green Bay  
291 1/21/79 vs. Pittsburgh

## OPPONENT/FEWEST NET YARDS PASSING

35 12/30/78 vs. Atlanta

## MOST GROSS YARDS PASSING

330 12/26/83 vs. L.A. Rams

## FEWEST GROSS YARDS PASSING

38 12/26/70 vs. Detroit

**OPPONENT/MOST GROSS YARDS PASSING**

322 1/16/83 vs. Green Bay  
320 1/4/81 @ Atlanta

**OPPONENT/FEWEST GROSS YARDS PASSING**

50 1/4/86 @ L.A. Rams

**MOST PASS ATTEMPTS**

53 12/26/83 vs. L.A. Rams  
45 1/9/83 vs. Tampa Bay

**FEWEST PASS ATTEMPTS**

14 12/25/71 @ Minnesota  
14 12/24/77 vs. Chicago

**OPPONENT/MOST PASS ATTEMPTS**

40 1/3/71 vs. San Francisco

**OPPONENT/FEWEST PASS ATTEMPTS**

18 12/31/72 @ Washington

**MOST PASS COMPLETIONS**

32 12/26/83 vs. L.A. Rams  
27 1/9/83 vs. Tampa Bay

**FEWEST PASS COMPLETIONS**

4 12/26/70 vs. Detroit

**OPPONENT/MOST COMPLETIONS**

22 1/10/82 @ San Francisco  
20 12/28/69 vs. Cleveland

**OPPONENT/FEWEST PASS COMPLETIONS**

6 1/4/86 @ L.A. Rams

**DEFENSE, MOST QB SACKS**

8 12/31/67 @ Green Bay, (76 yards)

**OPPONENT/DFNS., MOST QB SACKS**

7 12/23/73 vs. L.A. Rams, (44 yards)  
7 1/18/76 vs. Pitt. (52 yards)

**INTERCEPTIONS****MOST PASSES INTERCEPTED**

5 1/7/79 @ L.A. Rams

**OPPONENT/MOST PASSES INTERCEPTED**

4 12/21/68 @ Cleveland  
4 12/30/73 vs. Minnesota

**PENALTIES****MOST PENALTIES**

12 1/15/78 vs. Denver

**FEWEST PENALTIES**

2 7 times, last 1/18/76 vs. Pittsburgh

**OPPONENT/MOST PENALTIES**

10 1/2/82 vs. Tampa Bay  
8 1/19/76 @ L.A. Rams  
8 1/15/78 vs. Denver

**OPPONENT/FEWEST PENALTIES**

0 3 times, last 1/18/76 vs. Pittsburgh

**MOST YARDS PENALIZED**

133 1/17/71 vs. Baltimore

**FEWEST YARDS PENALIZED**

10 12/24/67 vs. Cleveland  
10 12/25/71 @ Minnesota

**OPPONENT/MOST YARDS PENALIZED**

94 1/19/76 @ L.A. Rams

**PUNTING****MOST PUNTS**

9 1/17/71 vs. Baltimore

**FEWEST PUNTS**

2 12/24/67 vs. Cleveland  
2 12/28/80 vs. L.A. Rams

**OPPONENT/MOST PUNTS**

8 3 times, last 1/17/78 vs. Minnesota

**OPPONENT/FEWEST PUNTS**

1 12/28/69 vs. Cleveland

**HIGHEST AVERAGE**

46.9 1/4/86 @ L.A. Rams

**OPPONENT/HIGHEST AVERAGE**

48.8 12/26/70 vs. Detroit

**PUNT RETURNS****MOST PUNT RETURNS**

5 1/1/78 vs. Minnesota  
5 12/28/80 vs. L.A. Rams  
5 1/9/83 vs. Tampa Bay

**MOST PUNT RETURN YARDS**

155 12/24/67 vs. Cleveland

**OPPONENT/MOST PUNT RETURNS**

6 12/26/70 vs. Detroit  
6 1/11/81 @ Philadelphia

**OPPONENT/MOST PUNT RETURN YARDS**

69 1/11/81 @ Philadelphia

**KICKOFF RETURNS****MOST KICKOFF RETURNS**

6 4 times, last 1/16/83 vs. Green Bay

**MOST KICKOFF RETURN YARDS**

173 1/16/83 vs. Green Bay

**OPPONENT/MOST KICKOFF RETURNS**

8 1/4/76 @ L.A. Rams  
8 12/26/77 vs. Chicago

**OPPONENT/MOST KICKOFF RETURN YARDS**

188 12/25/71 @ Minnesota

**FUMBLES****MOST FUMBLES**

6 12/30/78 vs. Atlanta  
6 1/15/78 vs. Denver

**MOST FUMBLES LOST**

3 12/23/72 @ San Francisco  
3 12/28/78 vs. Atlanta  
3 1/4/86 @ L.A. Rams


**OPPONENT/MOST FUMBLES**

5 1/17/71 vs. Baltimore  
5 12/23/72 @ San Francisco  
5 1/17/78 vs. Minnesota

**OPPONENT/MOST FUMBLES LOST**

4 1/17/71 vs. Baltimore  
4 1/15/78 vs. Denver





**THE HISTORY**



# Cowboys All-Time Results

All-Time Regular Season Record: 258-186-6

Playoff Record: 20-16

\* - Denotes Home Games

## 1960 (0-11-1)

Tom Landry, Head Coach

9/24	L	*28	Pittsburgh (30,000)	35
9/30	L	*25	Philadelphia (18,500)	27
10/9	L	14	Washington (21,142)	26
10/16	L	*7	Cleveland (28,500)	48
10/23	L	10	St. Louis (23,128)	12
10/30	L	*7	Baltimore (25,500)	45
11/6	L	*13	Los Angeles (16,000)	38
11/13	L	7	Green Bay (32,294)	41
11/20	L	*14	San Francisco (10,000)	26
11/27	L	7	Chicago (39,951)	17
12/4	T	31	New York (55,033)	31
12/11	L	14	Detroit (43,272)	23
		177		369

## 1961 (4-9-1)

Tom Landry, Head Coach

9/17	W	*27	Pittsburgh (23,500)	24
9/24	W	*21	Minnesota (20,500)	7
10/1	L	7	Cleveland (43,638)	25
10/8	W	28	Minnesota (33,070)	0
10/15	L	*10	New York (41,500)	31
10/22	L	*7	Philadelphia (25,000)	43
10/29	W	17	New York (60,254)	16
11/5	L	*17	St. Louis (20,500)	31
11/12	L	7	Pittsburgh (17,519)	37
11/19	T	28	Washington (17,500)	28
11/26	L	13	Philadelphia (60,127)	35
12/3	L	*17	Cleveland (23,500)	38
12/10	L	13	St. Louis (15,384)	31
12/17	L	24	Washington (21,451)	34
		236		380

## 1962 (5-8-1)

Tom Landry, Head Coach

9/16	T	*35	Washington (15,730)	35
9/23	L	*28	Pittsburgh (19,478)	30
9/30	W	27	Los Angeles (26,907)	17
10/7	L	10	Cleveland (44,040)	19
10/14	W	*41	Philadelphia (18,645)	19
10/21	W	42	Pittsburgh (23,106)	27
10/28	L	*24	St. Louis (16,027)	28
11/4	W	38	Washington (49,888)	10
11/11	L	*10	New York (45,668)	41
11/18	L	*33	Chicago (12,692)	34
11/25	L	14	Philadelphia (58,070)	28
12/2	W	*45	Cleveland (24,226)	21
12/9	L	20	St. Louis (14,102)	52
12/16	L	31	New York (62,694)	41
		393		402

## 1963 (4-10)

Tom Landry, Head Coach

9/14	L	*7	St. Louis (36,432)	34
9/22	L	*24	Cleveland (28,710)	41
9/29	L	17	Washington (40,101)	21
10/6	L	21	Philadelphia (60,671)	24
10/13	W	*17	Detroit (27,264)	14
10/20	L	21	New York (62,889)	37

10/27	L	21	Pittsburgh (19,047)	27
11/3	W	*35	Washington (18,838)	20
11/10	L	24	San Francisco (29,563)	31
11/17	W	*27	Philadelphia (23,694)	20
11/24	L	17	Cleveland (55,096)	27
12/1	L	*27	New York (29,653)	34
12/8	L	*19	Pittsburgh (24,136)	24
12/15	W	28	St. Louis (12,695)	28
		305		378

## 1964 (5-8-1)

Tom Landry, Head Coach

9/12	L	*6	St. Louis (36,605)	16
9/20	W	*24	Washington (25,158)	18
9/27	L	17	Pittsburgh (35,594)	23
10/4	L	6	Cleveland (72,062)	27
10/11	T	*13	New York (33,324)	13
10/18	L	*16	Cleveland (37,456)	20
10/25	W	31	St. Louis (28,253)	13
11/1	W	24	Chicago (47,527)	10
11/8	W	31	New York (63,031)	21
11/15	L	*14	Philadelphia (55,972)	17
11/22	L	16	Washington (49,219)	28
11/29	L	*21	Green Bay (44,975)	45
12/6	L	14	Philadelphia (60,671)	24
12/13	W	*17	Pittsburgh (35,271)	14
		250		289

## 1965 (7-7)

Tom Landry, Head Coach

9/19	W	*31	New York (59,366)	2
9/26	W	*27	Washington (61,577)	7
10/4	L	13	St. Louis (32,034)	20
10/10	L	*24	Philadelphia (56,249)	35
10/17	L	17	Cleveland (80,451)	23
10/24	L	3	Green Bay (48,311)	13
10/31	L	13	Pittsburgh (37,804)	22
11/7	W	*39	San Francisco (39,677)	31
11/14	W	*24	Pittsburgh (57,293)	17
11/21	L	*17	Cleveland (76,251)	24
11/28	L	31	Washington (50,205)	34
12/5	W	21	Philadelphia (54,714)	19
12/11	W	*27	St. Louis (38,499)	13
12/19	W	38	New York (62,871)	20
		325		280

## PLAYOFF BOWL GAME (Miami)

1/9/66	L	3	Baltimore (65,569)	35
--------	---	---	--------------------	----

## 1966 (10-3-1)

Tom Landry, Head Coach

9/18	W	*52	New York (60,010)	7
9/25	W	*28	Minnesota (64,116)	17
10/2	W	47	Atlanta (56,990)	14
10/9	W	*56	Philadelphia (69,372)	7
10/16	T	10	St. Louis (50,673)	10
10/23	L	21	Cleveland (84,721)	30
10/30	W	*52	Pittsburgh (58,453)	21
11/6	L	23	Philadelphia (60,658)	24
11/13	W	31	Washington (50,927)	30
11/20	W	20	Pittsburgh (42,185)	7
11/24	W	*26	Cleveland (80,259)	14

## 1966, Cont.

12/4	W	*31	St. Louis (76,965)	17
12/11	L	*31	Washington (64,198)	34
12/18	W	17	New York (62,735)	7
		445		239

1966 CHAMPIONSHIP GAME  
(Dallas)

1/1/67	L	27	Green Bay (75,504)	34
--------	---	----	--------------------	----

## 1967 (9-5)

Tom Landry, Head Coach

9/17	W	21	Cleveland (81,039)	14
9/24	W	*38	New York (66,209)	24
10/1	L	*13	Los Angeles (75,229)	35
10/8	W	17	Washington (50,566)	14
10/15	W	*14	New Orleans (64,128)	10
10/22	W	24	Pittsburgh (39,641)	21
10/29	L	14	Philadelphia (60,740)	21
11/5	W	*37	Atlanta (54,751)	7
11/12	W	27	New Orleans (83,437)	10
11/19	L	*20	Washington (75,538)	27
11/23	W	*46	St. Louis (68,787)	21
12/3	L	17	Baltimore (60,238)	23
12/10	W	*38	Philadelphia (55,834)	17
12/16	L	16	San Francisco (27,182)	24
		342		268

1967 EASTERN CHAMPIONSHIP  
GAME (Dallas)

12/24	W	52	Cleveland (70,786)	14
-------	---	----	--------------------	----

1967 CHAMPIONSHIP GAME  
(Green Bay)

12/31	L	17	Green Bay (50,861)	21
-------	---	----	--------------------	----

## 1968 (12-2)

Tom Landry, Head Coach

9/15	W	*59	Detroit (61,382)	13
9/22	W	*28	Cleveland (68,733)	7
9/29	W	45	Philadelphia (60,858)	13
10/6	W	27	St. Louis (48,296)	10
10/13	W	*34	Philadelphia (72,083)	14
10/20	W	20	Minnesota (47,644)	7
10/28	L	*17	Green Bay (74,604)	28
11/3	W	17	New Orleans (84,728)	3
11/10	L	*21	New York (72,163)	27
11/17	W	44	Washington (50,816)	24
11/24	W	34	Chicago (46,667)	3
11/28	W	*29	Washington (66,076)	20
12/8	W	*28	Pittsburgh (55,069)	7
12/15	W	28	New York (62,617)	10
		431		186

1968 EASTERN CHAMPIONSHIP  
GAME (Cleveland)

12/21	L	20	Cleveland (81,497)	31
-------	---	----	--------------------	----

PLAYOFF BOWL GAME  
(Miami)

1/5/69	W	17	Minnesota (22,961)	13
--------	---	----	--------------------	----

## 1969 (11-2-1)

Tom Landry, Head Coach

9/21	W	*24	St. Louis (62,134)	3
9/28	W	21	New Orleans (79,567)	17

10/5	W	38	Philadelphia (60,658)	7
10/12	W	24	Atlanta (54,833)	17
10/19	W	*49	Philadelphia (71,509)	14
10/27	W	*25	New York (58,964)	3
11/2	L	10	Cleveland (84,850)	42
11/9	W	*33	New Orleans (68,282)	17
11/16	W	41	Washington (50,474)	28
11/23	L	23	Los Angeles (79,105)	24
11/27	T	*24	San Francisco (62,348)	24
12/7	W	10	Pittsburgh (24,990)	7
12/13	W	*27	Baltimore (63,191)	10
12/21	W	*20	Washington (56,924)	10
		369		233

1969 EASTERN CHAMPIONSHIP  
GAME (Dallas)

12/28	L	14	Cleveland (69,321)	38
-------	---	----	--------------------	----

PLAYOFF BOWL GAME  
(Miami)

1/3/70	L	0	Los Angeles (31,151)	31
--------	---	---	----------------------	----

## 1970 (10-4)

Tom Landry, Head Coach

9/20	W	17	Philadelphia (59,728)	7
9/27	W	*28	N.Y. Giants (57,239)	10
10/4	L	7	St. Louis (50,780)	20
10/11	W	*13	Atlanta (53,611)	0
10/18	L	13	Minnesota (47,900)	54
10/25	W	27	Kansas City (51,158)	16
11/1	W	*21	Philadelphia (55,736)	17
11/8	L	20	N.Y. Giants (62,928)	23
11/16	L	*0	St. Louis (69,323)	38
11/22	W	45	Washington (50,415)	21
11/26	W	*16	Green Bay (67,182)	3
12/6	W	*34	Washington (57,936)	0
12/12	W	6	Cleveland (75,458)	2
12/20	W	*52	Houston (50,504)	10
		299		221

1970 DIVISIONAL PLAYOFF  
(Dallas)

12/26	W	5	Detroit (73,167)	0
-------	---	---	------------------	---

1970 NFC CHAMPIONSHIP GAME  
(San Francisco)

1/3/71	W	17	San Francisco (59,625)	10
--------	---	----	------------------------	----

## SUPER BOWL V (Miami)

1/17/71	L	13	Baltimore (80,055)	16
---------	---	----	--------------------	----

## 1971 (11-3)

Tom Landry, Head Coach

9/19	W	49	Buffalo (46,206)	37
9/26	W	42	Philadelphia (65,358)	7
10/3	L	*16	Washington (72,000)	20
10/11	W	*20	N.Y. Giants (68,378)	13
10/17	L	14	New Orleans (83,088)	24
10/24	W	*44	New England (65,708)	21
10/31	L	19	Chicago (55,049)	23
11/7	W	16	St. Louis (50,486)	13
11/14	W	*20	Philadelphia (60,178)	7
11/21	W	13	Washington (53,041)	0
11/25	W	*28	Los Angeles (66,595)	21
12/4	W	*52	N.Y. Jets (66,689)	10
12/12	W	*42	N.Y. Giants (62,815)	14
12/18	W	*31	St. Louis (66,672)	12
		406		222



1971, Cont.

1971 DIVISIONAL PLAYOFF

(Minnesota)

12/25 W 20 Minnesota (49,100) ..... 12

1971 NFC CHAMPIONSHIP GAME

(Dallas)

1/2/72 W 14 San Francisco (66,311) ... 3

SUPER BOWL VI (New Orleans)

1/16/72 W 24 Miami (81,035) ..... 3

1972 (10-4)

Tom Landry, Head Coach

9/17	W	*28	Philadelphia (55,850) ..... 6
9/24	W	*23	N.Y. Giants (62,725) ..... 14
10/1	L	13	Green Bay (47,103) ..... 16
10/8	W	*17	Pittsburgh (65,682) ..... 13
10/15	W	21	Baltimore (58,992) ..... 0
10/22	L	20	Washington (53,039) ..... 24
10/30	W	*28	Detroit (65,378) ..... 24
11/5	W	34	San Diego (54,476) ..... 28
11/12	W	*33	St. Louis (65,218) ..... 24
11/19	W	28	Philadelphia (65,720) ..... 7
11/23	L	*10	San Francisco (65,124) ..... 31
12/3	W	27	St. Louis (49,797) ..... 6
12/9	W	*34	Washington (65,136) ..... 24
12/17	L	*3	N.Y. Giants (64,602) ..... 23
		319	240

1972 DIVISIONAL PLAYOFF

(San Francisco)

12/23 W 30 San Francisco (61,214) ... 28

1972 NFC CHAMPIONSHIP GAME

(Washington)

12/31 L 3 Washington (53,129) ..... 26

1973 (10-4)

Tom Landry, Head Coach

9/16	W	20	Chicago (55,701) ..... 17
9/24	W	*40	New Orleans (53,972) ..... 3
9/30	W	*45	St. Louis (64,815) ..... 10
10/8	L	7	Washington (54,314) ..... 14
10/14	L	31	Los Angeles (81,428) ..... 37
10/21	W	*45	N.Y. Giants (64,898) ..... 28
10/28	L	16	Philadelphia (65,954) ..... 30
11/4	W	*38	Cincinnati (58,802) ..... 10
11/11	W	23	N.Y. Giants (70,128) ..... 10
11/18	W	*31	Philadelphia (61,985) ..... 10
11/22	L	*7	Miami (64,100) ..... 14
12/2	W	22	Denver (51,706) ..... 10
12/9	W	*27	Washington (64,458) ..... 7
12/16	W	30	St. Louis (43,946) ..... 3
		382	203

1973 DIVISIONAL PLAYOFF

(Dallas)

12/23 W 27 Los Angeles (64,291) ..... 16

1973 NFC CHAMPIONSHIP GAME

(Dallas)

12/30 L 10 Minnesota (64,524) ..... 27

1974 (8-6)

Tom Landry, Head Coach

9/15 W 24 Atlanta (52,322) ..... 0

9/23	L	10	Philadelphia (64,088) ..... 13
9/29	L	*6	N.Y. Giants (45,841) ..... 14
10/6	L	*21	Minnesota (57,847) ..... 23
10/13	L	28	St. Louis (49,885) ..... 31
10/20	W	*31	Philadelphia (43,586) ..... 24
10/27	W	21	N.Y. Giants (61,918) ..... 7
11/3	W	*17	St. Louis (64,146) ..... 14
11/10	W	*20	San Francisco (50,018) ..... 14
11/17	L	21	Washington (54,395) ..... 28
11/24	W	10	Houston (49,775) ..... 0
11/28	W	*24	Washington (63,243) ..... 23
12/7	W	*41	Cleveland (48,754) ..... 17
12/14	L	23	Oakland (45,850) ..... 27
		297	235

1975 (10-4)

Tom Landry, Head Coach

9/21	W	*18	Los Angeles (49,091) ..... 7
9/28	W	*37	St. Louis (52,417)(OT) ..... 31
10/6	W	36	Detroit (79,784) ..... 10
10/12	W	13	N.Y. Giants (56,511) ..... 7
10/19	L	*17	Green Bay (64,934) ..... 19
10/26	W	20	Philadelphia (64,889) ..... 17
11/2	L	24	Washington (55,004)(OT) ..... 30
11/10	L	*31	Kansas City (63,539) ..... 34
11/16	W	34	New England (60,905) ..... 31
11/23	W	*27	Philadelphia (57,893) ..... 17
11/30	W	*14	N.Y. Giants (53,329) ..... 3
12/7	L	17	St. Louis (49,701) ..... 31
12/13	W	*31	Washington (61,091) ..... 10
12/21	W	31	N.Y. Jets (37,279) ..... 21
		350	268

1975 DIVISIONAL PLAYOFF

(Minnesota)

12/28 W 17 Minnesota (48,341) ..... 14

1975 NFC CHAMPIONSHIP GAME

(Los Angeles)

1/4/76 W 37 Los Angeles (84,483) ..... 7

SUPER BOWL X (Miami)

1/18/76 L 17 Pittsburgh (80,187) ..... 21

1976 (11-3)

Tom Landry, Head Coach

9/12	W	*27	Philadelphia (54,052) ..... 7
9/19	W	24	New Orleans (61,413) ..... 6
9/26	W	*30	Baltimore (64,237) ..... 27
10/3	W	28	Seattle (62,027) ..... 13
10/10	W	24	N.Y. Giants (76,042) ..... 14
10/17	L	17	St. Louis (50,317) ..... 21
10/24	W	*31	Chicago (61,346) ..... 21
10/31	W	20	Washington (55,004) ..... 7
11/7	W	*9	N.Y. Giants (58,870) ..... 3
11/15	W	*17	Buffalo (51,779) ..... 10
11/21	L	10	Atlanta (54,992) ..... 17
11/25	W	*19	St. Louis (62,498) ..... 14
12/5	W	26	Philadelphia (55,072) ..... 7
12/12	L	*14	Washington (59,916) ..... 27
		296	194

1976 DIVISIONAL PLAYOFF

(Dallas)

12/19 L 12 Los Angeles (62,436) ..... 14

1977 (12-2)

Tom Landry, Head Coach

9/18 W 16 Minnesota (47,678)(OT) ... 10

1977, Cont.

9/25	W	*41	N.Y. Giants (64,215)	21
10/2	W	*23	Tampa Bay (55,316)	7
10/9	W	30	St. Louis (50,129)	24
10/16	W	*34	Washington (62,115)	16
10/23	W	16	Philadelphia (65,507)	10
10/30	W	*37	Detroit (63,160)	0
11/6	W	24	N.Y. Giants (74,532)	10
11/14	L	*17	St. Louis (64,038)	24
11/20	L	13	Pittsburgh (49,761)	28
11/27	W	14	Washington (55,031)	7
12/4	W	*24	Philadelphia (60,289)	14
12/12	W	42	San Francisco (55,848)	35
12/18	W	*14	Denver (63,752)	6
		345		212

1977 DIVISIONAL PLAYOFF  
(Dallas)

12/26	W	37	Chicago (62,920)	7
-------	---	----	------------------	---

1977 NFC CHAMPIONSHIP GAME  
(Dallas)

1/1/78	W	23	Minnesota (61,968)	6
--------	---	----	--------------------	---

SUPER BOWL XII (New Orleans)

1/15/78	W	27	Denver (76,400)	10
---------	---	----	-----------------	----

1978 (12-4)

Tom Landry, Head Coach

9/4	W	*38	Baltimore (64,224)	0
9/10	W	34	N.Y. Giants (73,265)	24
9/17	L	14	Los Angeles (65,749)	27
9/24	W	*21	St. Louis (62,760)	12
10/2	L	5	Washington (55,031)	9
10/8	W	*24	N.Y. Giants (63,420)	3
10/15	W	24	St. Louis (48,991)(OT)	21
10/22	W	*14	Philadelphia (60,525)	7
10/26	L	*10	Minnesota (61,848)	21
11/5	L	16	Miami (69,414)	23
11/12	W	42	Green Bay (55,256)	14
11/19	W	*27	New Orleans (57,920)	7
11/23	W	*37	Washington (64,905)	10
12/3	W	*17	New England (63,263)	10
12/10	W	31	Philadelphia (64,667)	13
12/17	W	30	N.Y. Jets (52,532)	7
		384		208

1978 DIVISIONAL PLAYOFF  
(Dallas)

12/30	W	27	Atlanta (60,338)	20
-------	---	----	------------------	----

1978 NFC CHAMPIONSHIP GAME  
(Los Angeles)

1/7/79	W	28	Los Angeles (67,470)	0
--------	---	----	----------------------	---

SUPER BOWL XIII (Miami)

1/21/79	L	31	Pittsburgh (78,656)	35
---------	---	----	---------------------	----

1979 (11-5)

Tom Landry, Head Coach

9/2	W	22	St. Louis (50,855)	21
9/9	W	21	San Francisco (56,728)	13
9/16	W	*24	Chicago (64,056)	20
9/24	L	7	Cleveland (80,123)	26
9/30	W	*38	Cincinnati (63,179)	13
10/7	W	*36	Minnesota (47,572)	20
10/14	W	*30	Los Angeles (64,462)	6

10/21	W	*22	St. Louis (64,300)	13
10/28	L	3	Pittsburgh (50,199)	14
11/4	W	16	N.Y. Giants (76,490)	14
11/12	L	*21	Philadelphia (62,417)	31
11/18	L	20	Washington (55,031)	34
11/22	L	*24	Houston (63,897)	30
12/2	W	*28	N.Y. Giants (63,787)	7
12/8	W	24	Philadelphia (71,434)	17
12/16	W	*35	Washington (62,867)	34
		371		313

1979 DIVISIONAL PLAYOFF  
(Dallas)

12/30	L	19	Los Angeles (64,792)	21
-------	---	----	----------------------	----

1980 (12-4)

Tom Landry, Head Coach

9/8	W	17	Washington (55,045)	3
9/14	L	20	Denver (74,919)	41
9/21	W	*28	Tampa Bay (62,750)	17
9/28	W	28	Green Bay (54,776)	7
10/5	W	*24	N.Y. Giants (59,126)	3
10/12	W	*59	San Francisco (63,399)	14
10/19	L	10	Philadelphia (70,696)	17
10/26	W	*42	San Diego (60,639)	31
11/2	W	27	St. Louis (50,701)	24
11/9	L	35	N.Y. Giants (68,343)	38
11/16	W	*31	St. Louis (52,567)	21
11/23	W	*14	Washington (58,809)	10
11/27	W	*51	Seattle (57,540)	7
12/7	W	19	Oakland (53,194)	13
12/15	L	14	Los Angeles (65,154)	38
12/21	W	*35	Philadelphia (62,548)	27
		454		311

1980 NFC WILD CARD GAME  
(Dallas)

12/28	W	34	Los Angeles (64,533)	13
-------	---	----	----------------------	----

1980 DIVISIONAL PLAYOFF  
(Atlanta)

1/4/81	W	30	Atlanta (60,022)	27
--------	---	----	------------------	----

1980 NFC CHAMPIONSHIP GAME  
(Philadelphia)

1/11/81	L	7	Philadelphia (70,696)	20
---------	---	---	-----------------------	----

1981 (12-4)

Tom Landry, Head Coach

9/6	W	26	Washington (55,045)	10
9/13	W	*30	St. Louis (63,602)	17
9/21	W	35	New England (60,311)	21
9/27	W	*18	N.Y. Giants (63,449)	10
10/4	L	17	St. Louis (49,777)	20
10/11	L	14	San Francisco (57,574)	45
10/18	W	*29	Los Angeles (64,649)	17
10/25	W	*28	Miami (64,221)	27
11/1	W	17	Philadelphia (72,111)	14
11/9	W	*27	Buffalo (62,583)	14
11/15	L	24	Detroit (79,694)	27
11/22	W	*24	Washington (64,583)	10
11/26	W	*10	Chicago (63,499)	9
12/6	W	37	Baltimore (54,871)	13
12/13	W	*21	Philadelphia (64,955)	10
12/19	L	10	N.Y. Giants (73,009)(OT)	13
		367		277

1981, Cont.

**1981 DIVISIONAL PLAYOFF**  
 (Dallas)

1/2/82 W 38 Tampa Bay (64,848) ..... 0

**1981 NFC CHAMPIONSHIP GAME**  
 (San Francisco)

1/10/82 L 27 San Francisco (60,525) ..... 28

**1982 (6-3)**

Tom Landry, Head Coach

9/13 L \*28 Pittsburgh (63,431) ..... 36

9/19 W 24 St. Louis (50,705) ..... 7

Minnesota-canceled

\*N.Y. Giants-canceled

\*Washington-canceled

Philadelphia-canceled

Cincinnati-canceled

N.Y. Giants-canceled

\*St. Louis-canceled

San Francisco-canceled

11/21 W \*14 Tampa Bay (49,578) ..... 9

11/25 W \*31 Cleveland (46,267) ..... 14

12/5 W 24 Washington (54,633) ..... 10

12/13 W 37 Houston (51,808) ..... 7

12/19 W \*21 New Orleans (64,506) ..... 7

12/26 L \*20 Philadelphia (46,199) ..... 24

1/3/83 L 27 Minnesota (60,007) ..... 31

226 145

**1982 SUPER BOWL TOURNAMENT**  
 (Dallas)

1/9/83 W 30 Tampa Bay (65,042) ..... 17

**1982 SUPER BOWL TOURNAMENT**  
 (Dallas)

1/16/83 W 37 Green Bay (63,972) ..... 26

**1982 NFC CHAMPIONSHIP GAME**  
 (Washington)

1/22/83 L 17 Washington (55,045) ..... 31

**1983 (12-4)**

Tom Landry, Head Coach

9/5 W 31 Washington (55,045) ..... 30

9/11 W 34 St. Louis (48,532) ..... 17

9/18 W \*28 N.Y. Giants (62,347) ..... 13

9/25 W \*21 New Orleans (62,136) ..... 20

10/2 W 37 Minnesota (60,774) ..... 24

10/9 W \*27 T. Bay (63,308)(OT) ..... 24

10/16 W \*37 Philadelphia (63,070) ..... 7

10/23 L \*38 L.A. Raiders (64,991) ..... 40

10/30 W 38 N.Y. Giants (76,142) ..... 20

11/6 W 27 Philadelphia (71,236) ..... 20

11/13 L 23 San Diego (46,192) ..... 24

11/20 W \*41 Kansas City (64,103) ..... 21

11/24 W \*35 St. Louis (60,764) ..... 17

12/4 W 35 Seattle (63,352) ..... 10

12/11 L \*10 Washington (65,074) ..... 31

12/19 L 17 San Francisco (59,957) ..... 42

479 360

**1983 NFC WILD CARD GAME**  
 (Dallas)

12/26 L 17 L.A. Rams (43,521) ..... 24

**1984 (9-7)**

Tom Landry, Head Coach

9/3 W 20 L.A. Rams (65,403) ..... 13

9/9 L 7 N.Y. Giants (75,921) ..... 28

9/16	W	*23	Philadelphia (64,521) ..... 17
9/23	W	*20	Green Bay (64,222) ..... 6
9/30	W	23	Chicago (63,623) ..... 14
10/7	L	*20	St. Louis (61,438) ..... 31
10/14	L	14	Washington (55,431) ..... 34
10/21	W	*30	N.Orleans (50,966)(OT) ..... 27
10/28	W	*22	Indianapolis (58,724) ..... 3
11/4	L	*7	N.Y. Giants (60,235) ..... 19
11/11	W	24	St. Louis (48,721) ..... 17
11/18	L	3	Buffalo (74,391) ..... 14
11/22	W	*20	New England (55,341) ..... 17
12/2	W	26	Philadelphia (66,322) ..... 10
12/9	L	*28	Washington (64,286) ..... 30
12/17	L	21	Miami (74,139) ..... 28
		308	308

**1985 (10-6)**

Tom Landry, Head Coach

9/9	W	*44	Washington (62,292) ..... 14
9/15	L	21	Detroit (72,985) ..... 26
9/22	W	*20	Cleveland (61,456) ..... 7
9/29	W	17	Houston (49,686) ..... 10
10/6	W	30	N.Y. Giants (74,981) ..... 29
10/13	W	*27	Pittsburgh (62,932) ..... 13
10/20	L	14	Philadelphia (70,114) ..... 16
10/27	W	*24	Atlanta (57,941) ..... 10
11/4	L	10	St. Louis (49,347) ..... 21
11/10	W	13	Washington (55,750) ..... 7
11/17	L	*0	Chicago (63,855) ..... 44
11/24	W	*34	Philadelphia (54,047) ..... 17
11/28	W	*35	St. Louis (54,125) ..... 17
12/8	L	24	Cincinnati (56,936) ..... 50
12/15	W	*28	N.Y. Giants (62,310) ..... 21
12/22	L	16	San Francisco (60,114) ..... 31
		357	333

**1985 DIVISIONAL PLAYOFF**  
 (Los Angeles)

1/4/86 L 0 L.A. Rams (66,351) ..... 20

**1986 (7-9)**

Tom Landry, Head Coach

9/8	W	*31	N.Y. Giants (59,804) ..... 28
9/14	W	31	Detroit (73,812) ..... 7
9/21	L	*35	Atlanta (62,880) ..... 37
9/29	W	31	St. Louis (49,077) ..... 7
10/5	L	14	Denver (76,082) ..... 29
10/12	W	*30	Washington (63,264) ..... 6
10/19	W	17	Philadelphia (68,572) ..... 14
10/26	W	*37	St. Louis (60,756) ..... 6
11/2	L	14	N.Y. Giants (74,871) ..... 17
11/9	L	*13	L.A. Raiders (61,706) ..... 17
11/16	W	24	San Diego (55,622) ..... 21
11/23	L	14	Washington (55,642) ..... 41
11/27	L	*14	Seattle (58,023) ..... 31
12/7	L	10	L.A. Rams (64,949) ..... 29
12/14	L	*21	Philadelphia (46,117) ..... 23
12/21	L	*10	Chicago (57,256) ..... 24
		346	337

**1987 (7-8)**

Tom Landry, Head Coach

9/13	L	13	St. Louis (47,241) ..... 24
9/20	W	16	N.Y. Giants (73,426) ..... 14
9/27			Buffalo-canceled
10/4	W	38	N.Y. Jets (12,370) ..... 24
10/11	W	*41	Philadelphia (40,622) ..... 22
10/19	L	*7	Washington (60,415) ..... 13
10/25	L	20	Philadelphia (61,630) ..... 37
11/2	W	*33	N.Y. Giants (55,730) ..... 24



## 1987, Cont.

11/8	L	17	Detroit (45,325)	27
11/15	W	23	N. England (60,567)(OT)	17
11/22	L	*14	Miami (56,519)	20
11/26	L	*38	Minnesota (54,229)(OT)	44
12/6	L	*10	Atlanta (40,103)	21
12/13	L	20	Washington (54,882)	24
12/21	W	29	L.A. Rams (60,700)	21
12/27	W	*21	St. Louis (36,788)	16
		340		348

## 1988 (3-13)

Tom Landry, Head Coach

9/4	L	21	Pittsburgh (56,813)	24
9/12	W	17	Phoenix (67,139)	14
9/18	L	*10	N.Y. Giants (55,325)	12
9/25	W	*26	Atlanta (39,702)	20
10/3	L	17	New Orleans (68,474)	20
10/9	L	*17	Washington (63,235)	35
10/16	L	7	Chicago (64,759)	17
10/23	L	23	Philadelphia (66,309)	24
10/30	L	*10	Phoenix (42,196)	16
11/6	L	21	N.Y. Giants (75,826)	29
11/13	L	*3	Minnesota (57,830)	43
11/20	L	*24	Cincinnati (37,865)	38
11/24	L	*17	Houston (50,845)	25
12/4	L	21	Cleveland (77,683)	24
12/11	W	24	Washington (51,526)	17
12/18	L	*7	Philadelphia (46,131)	23
		265		381

## 1989 (1-15)

Jimmy Johnson, Head Coach

9/10	L	0	New Orleans (66,977)	28
9/17	L	21	Atlanta (55,285)	27
9/24	L	*7	Washington (63,200)	30
10/1	L	*13	N.Y. Giants (51,785)	30
10/8	L	13	Green Bay (56,656)	31
10/15	L	*14	San Francisco (61,077)	31
10/22	L	28	Kansas City (76,841)	36
10/29	L	*10	Phoenix (44,431)	19
11/5	W	13	Washington (53,187)	3
11/12	L	20	Phoenix (49,657)	24
11/19	L	*14	Miami (56,044)	17
11/23	L	*0	Philadelphia (54,444)	27
12/3	L	*31	L.A. Rams (46,100)	35
12/10	L	10	Philadelphia (59,842)	20
12/16	L	0	N.Y. Giants (72,141)	15
12/24	L	*10	Green Bay (41,265)	20
		204		393

## 1990 (7-9)

Jimmy Johnson, Head Coach

9/9	W	*17	San Diego (48,063)	14
9/16	L	*7	N.Y. Giants (61,090)	28
9/23	L	15	Washington (53,804)	19
9/30	L	17	N.Y. Giants (75,923)	31
10/7	W	*14	Tampa Bay (60,076)	10
10/14	L	*3	Phoenix (45,235)	20
10/21	W	17	Tampa Bay (68,315)	13
10/28	L	*20	Philadelphia (62,605)	21
11/4	L	9	N.Y. Jets (68,086)	24
11/11	L	*6	San Francisco (62,966)	24
11/18	W	24	L.A. Rams (58,589)	21
11/22	W	*27	Washington (60,355)	17
12/2	W	*17	New Orleans (60,087)	13
12/16	W	*41	Phoenix (60,190)	10
12/23	L	3	Philadelphia (63,895)	17
12/30	L	7	Atlanta (50,097)	26
		244		308

## Preseason Results

Dal.

## 1960 (1-5)

Opp.

10	San Francisco (22,000)	@ Seattle	16
13	St. Louis (14,000)	@San Antonio	20
10	Baltimore (40,000)	@Dallas	14
14	N.Y. Giants (10,663)	@Louisville	3
14	Los Angeles (13,500)	@Pendleton	49
23	Green Bay (20,121)	@Minn.	28

## 1961 (2-3)

38	Minnesota (4,954)	@Sioux Falls	13
7	Green Bay (30,000)	@ Dallas	30
10	N.Y. Giants (21,500)	@Albuquerque	28
35	Baltimore (19,000)	@Norman	24
10	San Francisco (22,130)	@Sacramento	24

## 1962 (0-5)

7	Green Bay (54,500)	@Dallas	31
24	Detroit (77,683)	@Cleveland	35
10	Baltimore (14,000)	@Roanoke	24
7	San Francisco (20,000)	@Sacramento	26
26	Minnesota (12,500)	@Atlanta	45

## 1963 (3-2)

17	Los Angeles (70,675)	@L.A.	14
10	Green Bay (53,121)	@Dallas	31
17	Los Angeles (29,349)	@Portland	20
37	San Francisco (9,927)	@Bakersfield	24
27	Detroit (51,218)	@New Orleans	17

## 1964 (1-4)

6	Los Angeles (57,450)	@L.A.	17
34	San Francisco (24,679)	@Portland	23
16	Los Angeles (30,565)	@Portland	25
3	Green Bay (60,057)	@Dallas	35
6	Chicago (35,000)	@New Orleans	21

## 1965 (2-3)

0	Los Angeles (31,579)	@L.A.	9
7	San Francisco (24,837)	@Portland	27
21	Green Bay (67,954)	@Dallas	12
17	Minn. (41,500)	@Birmingham	57
34	Chicago (33,525)	@Tulsa	21

## 1966 (5-0)

24	San Francisco (28,899)	@S.F.	13
20	Los Angeles (44,217)	@L.A.	10
21	Green Bay (75,504)	@Dallas	3
20	Detroit (31,250)	@Tulsa	10
28	Minnesota (58,316)	@Dallas	24

## 1967 (2-3)

6	Los Angeles (57,595)	@L.A.	20
30	San Francisco (31,212)	@S.F.	24
3	Green Bay (78,087)	@Dallas	20
30	Houston (53,125)	@Houston	17
7	Baltimore (58,492)	@Dallas	33

## 1968 (3-3)

24	Chicago (14,578)	@Canton	30
16	San Francisco (27,530)	@S.F.	14
42	Los Angeles (64,978)	@L.A.	10
27	Green Bay (72,014)	@Dallas	31
33	Houston (52,289)	@Houston	19
10	Baltimore (69,520)	@Dallas	16

## 1969 (4-2)

17	Los Angeles (87,381)	@L.A.	24
20	San Francisco (33,894)	@S.F.	17
31	Green Bay (73,764)	@Dallas	13
14	Houston (55,310)	@Houston	11

Dal.		Opp.
25 N.Y. Jets (74,771)		@Dallas 9
7 Baltimore (58,975)		@Dallas 23
<b>1970 (1-5)</b>		
20 San Diego (39,392)	@San Diego	10
10 Los Angeles (64,646)	@L.A.	17
34 Green Bay (72,389)	@Dallas	35
21 Houston (46,548)	@Houston	37
0 Kansas City (69,055)	@Dallas	13
21 N.Y. Jets (55,297)	@Dallas	29
<b>1971 (6-0)</b>		
45 Los Angeles (87,187)	@L.A.	21
36 New Orleans (73,560)	@Dallas	21
16 Cleveland (69,099)	@Dallas	15
28 Houston (49,078)	@Houston	20
27 Baltimore (22,291)	@Baltimore	14
24 Kansas City (74,035)	@Dallas	17
<b>1972 (6-1)</b>		
20 College All-Stars (54,162)	@Chicago	7
26 Houston (65,405)	@Dallas	24
27 Los Angeles (66,051)	@L.A.	13
30 New Orleans (81,070)	@N.O.	7
34 N.Y. Jets (65,386)	@Dallas	27
10 Kansas City (79,592)	@K.C.	20
16 Oakland (62,607)	@Dallas	10
<b>1973 (4-2)</b>		
24 Los Angeles (75,461)	@L.A.	7
26 Oakland (53,723)	@Oakland	27
24 New Orleans (61,022)	@Dallas	14
24 Houston (46,942)	@Houston	27
27 Kansas City (57,468)	@Dallas	16
26 Miami (61,378)	@Dallas	23
<b>1974 (3-3)</b>		
7 Oakland (41,049)	@Oakland	27
13 Los Angeles (46,468)	@L.A.	6
19 Houston (53,148)	@Dallas(OT)	13
7 New Orleans (56,563)	@N.Orleans	16
25 Kansas City (43,492)	@Dallas	16
15 Pittsburgh (43,900)	@Dallas	41
<b>1975 (2-4)</b>		
7 Los Angeles (62,843)	@L.A.	35
20 Kansas City (35,630)	@K.C.	26
13 Minnesota (45,395)	@Dallas	16
17 Houston (46,951)	@Houston	14
20 Oakland (39,562)	@Dallas	31
17 Pittsburgh (43,186)	@Dallas	16
<b>1976 (3-3)</b>		
14 Oakland (52,391)	@Oakland	17
14 Los Angeles (60,158)	@L.A.	26
9 Denver (54,567)	@Dallas	13
36 Detroit (30,340)	@Memphis	16
20 Pittsburgh (64,264)	@Dallas	10
26 Houston (58,844)	@Dallas(OT)	20
<b>1977 (3-3)</b>		
34 San Diego (59,504)	@Dallas	14
17 Seattle (58,789)	@Seattle (OT)	23
14 Miami (56,820)	@Dallas	20
23 Baltimore (54,835)	@Dallas	21
14 Houston (49,777)	@Houston	23
30 Pittsburgh (49,824)	@Dallas	0
<b>1978 (3-1)</b>		
41 San Francisco (63,736)	@Dallas	24
21 Denver (74,619)	@Denver	14
13 Houston (62,242)	@Dallas	27
16 Pittsburgh (59,747)	@Dallas	13

Dal.		Opp.
<b>1979 (3-2)</b>		
13 Oakland (20,648)	@Canton,OH	20
7 Denver (61,192)	@Dallas	6
17 Seattle (59,803)	@Seattle	27
16 Houston (62,803)	@Dallas	13
16 Pittsburgh (64,543)	@Dallas	14
<b>1980 (3-1)</b>		
17 Green Bay (54,876)	@Dallas	14
19 Los Angeles (63,283)	@Anaheim	16
20 Houston (63,658)	@Dallas	13
10 Pittsburgh (62,795)	@Dallas	31
<b>1981 (2-2)</b>		
17 Green Bay (55,987)	@Dallas	21
21 Los Angeles (61,459)	@Anaheim	33
24 Pittsburgh (63,504)	@Dallas	14
28 Houston (63,799)	@Dallas	20
<b>1982 (3-1)</b>		
10 Buffalo (48,612)	@Dallas	14
26 San Diego (49,182)	@San Diego	16
36 New England (50,113)	@Dallas	21
20 Houston (60,150)	@Dallas	14
<b>1983 (3-1)</b>		
20 Miami (46,826)	@Dallas	17
30 L.A. Rams (54,268)	@L.A.	7
7 Pittsburgh (62,164)	@Dallas	24
34 Houston (54,363)	@Dallas	31
<b>1984 (3-1)</b>		
31 Green Bay (43,371)	@Dallas	17
24 San Diego (50,740)	@San Diego	13
10 Pittsburgh (55,658)	@Dallas	20
31 Houston (53,877)	@Dallas	24
<b>1985 (4-0)</b>		
27 Green Bay (41,847)	@Dallas	3
27 San Diego (48,596)	@S.D. (OT)	24
15 Chicago (49,540)	@Dallas	13
20 Houston (53,812)	@Dallas	10
<b>1986 (0-5)</b>		
6 Chicago (82,699)	@London	17
0 San Diego (47,744)	@San Diego	20
19 L.A. Raiders (52,153)	@L.A.	24
28 Pittsburgh (54,299)	@Dallas	41
14 Houston (62,239)	@Dallas	17
<b>1987 (1-3)</b>		
0 San Diego (48,020)	@San Diego	29
13 San Francisco (57,598)	@S.F.	3
10 L.A. Raiders (46,666)	@Dallas	34
13 Houston (47,043)	@Dallas	18
<b>1988 (2-2)</b>		
21 San Diego (40,110)	@San Diego	24
27 L.A. Raiders (40,774)	@L.A.	17
17 Chicago (47,796)	@Dallas	9
10 Houston (48,400)	@Dallas	54
<b>1989 (3-1)</b>		
20 San Diego (45,203)	@San Diego	3
27 L.A. Raiders (32,358)	@L.A.	20
21 Denver (74,076)	@Denver (OT)	24
30 Houston (63,582)	@Dallas	28
<b>1990 (1-3)</b>		
16 San Diego (42,221)	@San Diego	28
14 L.A. Raiders (28,273)	@L.A.	16
20 Pittsburgh (47,723)	@Dallas	9
6 Houston (55,499)	@Dallas	27

# Ring of Honor

The Cowboys honor former players who made outstanding contributions to the club by inducting them into the Ring of Honor at Texas Stadium. Their names and the years played are prominently displayed in silver on the wall below the press box at Texas Stadium. Members of the Cowboys' Ring of Honor:

**BOB LILLY**, defensive tackle, 1961-74. Nicknamed "Mr. Cowboy," Bob Lilly was the franchise's first draft choice in 1961, the first name in the Ring of Honor in 1975 and its first inductee into the Pro Football Hall of Fame in 1980. A seven-time All-Pro, Lilly was named to a club-record 11 Pro Bowls. He was a two-time All-SWC pick and an All-America at Texas Christian University before being drafted by Dallas.

**DON MEREDITH**, quarterback, 1960-68. Don Meredith led the Cowboys to their first winning season and their first NFL Championship Game in 1966. Signed by Clint Murchison, Jr., before Dallas was granted its NFL franchise, "Dandy Don" played in two Pro Bowls and was named NFL player of the year in 1966. A two-time All-America at SMU, Don's name was added to the Cowboys' Ring of Honor in 1976.

**DON PERKINS**, running back, 1961-68. Don Perkins was the first Cowboys player to rush for more than 6,000 yards. A six-time Pro Bowl selection, Perkins finished among the top ten NFL rushers in each of his eight seasons. He was named NFL rookie of the year in 1961 and All-Pro in 1962. Perkins was signed before Dallas was granted its NFL franchise. A three-time All-Skyline pick at New Mexico, he was inducted into the Ring of Honor in 1976.

**CHUCK HOWLEY**, linebacker, 1961-72. When Chuck Howley retired in 1973, Tom Landry said "I don't know that I've seen anybody better at linebacker than Howley." A six-time All-Pro, Howley was the most valuable player in Super Bowl V. The Cowboys traded for Howley, who was drafted by Chicago in 1958. He was All-America center at West Virginia. A six-time Pro Bowl selection, Howley was added to the Ring of Honor in 1977.

**MEL RENFRO**, defensive back, 1964-77. Mel Renfro was named to the Pro Bowl his first ten seasons in the NFL. He is the club's all-time interceptor with 52 and kickoff returner with a 26.4-yard career average. Renfro was drafted in the second round in 1964 after a career as an All-America halfback and world class sprinter at Oregon. A five-time All-Pro, Renfro was inducted into the Cowboys' Ring of Honor in 1981.

**ROGER STAUBACH**, quarterback, 1969-79. Roger Staubach led the Cowboys to six NFC Championship Games, four Super Bowls and two Super Bowl titles. A great clutch performer, Staubach led Dallas to comeback victories 23 times, 14 in the last two minutes or overtime. A five-time Pro Bowler, he was drafted by Dallas in 1964 after winning the Heisman Trophy and Maxwell Award at the Naval Academy. Inducted into the Ring of Honor in 1983, Roger was elected to the Pro Football Hall of Fame in 1985.

**LEE ROY JORDAN**, linebacker, 1963-76. The inspirational leader of the Cowboys' first championship teams was Lee Roy Jordan. The Cowboys' first-round draft choice in 1963 following an All-America career at Alabama, Jordan anchored the "Doomsday Defense" from his middle linebacker position for 14 years. He was named to the Pro Bowl five times and All-Pro twice. Lee Roy was inducted into the Ring of Honor in 1989.



## HALL OF FAME

Four members of the Pro Football Hall of Fame in Canton, Ohio, have been elected based on their accomplishments with the Cowboys — Bob Lilly in 1980, Roger Staubach in 1985, Tom Landry in 1990 and Tex Schramm in 1991.

One of the NFL's true innovators and the administrative force behind the development of America's team, Tex Schramm was inducted into the Hall on July 27, 1991. Schramm served as President and General Manager of the Dallas Cowboys from the team's conception in 1960 until his retirement in 1989.

A native of Los Angeles, Schramm began his football career as the publicity director for the Los Angeles Rams in 1947 and later became the Rams' general manager. In 1957 he embarked on a three-year stint as the assistant director of sports at CBS before joining the fledgling Dallas organization in 1960.

A former NFL Executive of the Year, Schramm left his vivid mark on the NFL in many ways, most notably as the chairman of the League's Competition Committee.



Lilly



Staubach



Landry



Schramm

## "Catch A Rising Star"

The NFL Films production of "Catch A Rising Star," the Cowboys' 1990 highlights video is available to groups, free of charge, from the Cowboys.

The 30-minute VHS videotape, narrated by John Wells, chronicles the Cowboys turn-around season in 1991. Comments from Jerry Jones, Jimmy Johnson, Troy Aikman and other key Cowboys help guide the viewer through the 16-game schedule that brought the team to the brink of the '91 playoffs.

Civic clubs, church groups and schools may borrow "Catch A Rising Star" by calling the Cowboys at 214-556-9900 and asking for the highlight video. It is available on videotape only.

The video is also available to purchase for \$14.95 by calling 1-800-NFL-TAPE. It also will be available for rent at selected video stores.

"Catch A Rising Star" will be syndicated by NFL Films to television stations in the southwest in August. The film is sponsored by the New York Life Insurance Company.

## Historical Highlights

### 1960

**NFL FRANCHISE** — Clint Murchison, Jr., and Bedford Wynne were awarded an expansion franchise in the NFL at the annual league meeting in Miami Beach, Fla. The Cowboys were to play as a "swing" team, playing every other team one time during the first season, although listed in the Western Conference standings (January 28).

**COWBOYS STOCKED** — A player pool was set up in a league meeting at L.A., with each of 12 NFL teams freezing 25 names on its roster and the Cowboys allowed to pick three from each team for a total of 36 veterans. Dallas, once given the list, had to select its 36 players within 24 hours (March 13).

**TRAINING STARTS** — Rookies report to first Cowboys camp at Pacific U., in Forest Grove, Oregon (July 9).

**FIRST PRE-SEASON GAME** — The Cowboys, less than six months in existence, get their first test and drop a 16-10 pre-season game to San Francisco in Seattle (August 6).

**FIRST HOME GAME** — In their Dallas debut, in the Salesmanship Club preseason game, the Cowboys led the world champion Baltimore Colts into the final minute before a 62-yard pass from Johnny Unitas to Lenny Moore gave the Colts a 14-10 victory (August 19).

**FIRST VICTORY** — In a preseason game at Louisville, Ky., the Cowboys beat New York's Giants, 14-3, with Frank Clarke catching touchdown passes of 73 yards (Eddie LeBaron) and 74 yards (Don Meredith) (August 27).

**FIRST LEAGUE GAME** — In their first league game, Dallas fell to Pittsburgh, 35-28, with Bobby Layne leading a fourth-period Steeler rally (Sept. 24, Saturday night).

**STREAK SNAPPED** — Dallas snaps a 20-game loss streak by tying New York, 31-31, at Yankee Stadium (Dec. 4).

### 1961

**TRAINING STARTS** — Rookies launch training at new campsite — St. Olaf College in Northfield, Minn. (July 9).

**FIRST LEAGUE WIN** — Scoring ten points in the final 56 seconds, the Cowboys score their first NFL victory, 27-24, over Pittsburgh in the '61 league opener in the Cotton Bowl. Allen Green's 27-yard field goal on the game's final play won it before 23,500 (Sept. 17).

### 1962

**TRAINING STARTS** — Team begins training at new campsite — Northern Michigan College in Marquette, Mich. (July 13).

**PENALTY HISTORY** — For the first time in anyone's memory in an NFL game, points were awarded for a penalty. The Cowboys were detected holding in the end zone on a 99-yd. TD pass from LeBaron to Clarke, and Pittsburgh was awarded a safety. The Steelers eventually won, 30-28 (Sept. 23).

**100-YARD FIRSTS** — Cowboys' Amos Marsh returned a kickoff 101 yards and Mike Gaechter returned a pass interception 100 yards, both plays for fourth-quarter TDs in a 41-19 win over Philadelphia in Dallas. It was the first time in NFL history that two 100-yard runs had been made in the same game, much less by the same team in the same quarter (Oct. 14).

### 1963

**SHIFT TO KANSAS CITY** — The rival Dallas Texans of the AFL announce they are moving the franchise to Kansas City (Feb. 8).

**CALIFORNIA TRAINING SITE** — The Cowboys open training at California Lutheran College in Thousand Oaks, Calif. (July 12).

**HOWTON SETS RECORD** — Bill Howton broke Don Hutson's all-time receiving mark with a 14-yard catch against Washington (there). Hutson's record was 7,991 yards and the catch gave Howton an even 8,000 yards (Sept. 29).

## 1964

**LANDRY CONTRACT** — With one year to go on his original contract, Tom Landry is signed to a ten-year extension, in effect giving him an 11-year pact, possibly the longest in major pro sports history (Feb. 5).

## 1965

**FIRST SELLOUT** — An overflow crowd of 76,251 jams the Cotton Bowl for the Cleveland game, notching the team's first home sellout. Cleveland won, 24-17 (Nov. 21).

## 1966

**PLAYOFF BOWL** — After defeating New York, 38-20, in the season finale (and winning five of their last seven games) to get into the Playoff Bowl at Miami, the Cowboys fall to Baltimore, 35-3 (Jan. 15).

**MERGER** — Peace comes to pro football with Cowboys GM Tex Schramm completing two months of negotiations with AFL's Lamar Hunt, merging the two leagues under the NFL banner (June 8).

**SCHRAMM ELEVATED** — Texas E. Schramm, Vice-President and General Manager of the Cowboys from the beginning, was named President of the club by owner Clint Murchison, Jr., who retained the title of Chairman of the Board.

**NEELY CASE SOLVED** — Dallas and Houston reached agreement in the Ralph Neely case. Neely remained with Dallas with Houston receiving the Cowboys Nos. 1, 2 and two fifth place picks in the 1967 draft (Nov. 17).

**THE CHAMPIONSHIP** — The Cowboys won their first championship, capturing the Eastern Conference title with a 10-3-1 record, but lost the NFL Championship Game to Green Bay, 34-27.

## 1967

**TEXAS STADIUM** — On Dec. 23, owner Clint Murchison, Jr., formally announced plans to build Texas Stadium in suburban Irving. The stadium, to be financed through a bond-option plan, would be ready for the 1970 season. The stadium would seat a minimum of 58,000.

**SECOND CHAMPIONSHIP** — Under the NFL's new format, the Cowboys easily won the Capitol Division and defeated Cleveland, Century Division winner, 52-14, in the Cotton Bowl for the Eastern conference championship. However, on Dec. 31 in Green Bay, the Cowboys lost their second bid for an NFL title, falling to the Packers, 21-17, in the 13 degree below weather.

## 1968

**WIN CAPITOL** — For the second straight year the Cowboys won the Capitol Division, but for the first time in three years the Cowboys did not win the Eastern Championship, being upset at Cleveland, 31-20, on December 21st. Dallas won the Runner-Up Bowl over Minnesota, 17-13.

## 1969

**TEXAS STADIUM** — Ground was broken for Texas Stadium in suburban Irving on January 25, and on June 29 Bert Rose was named general manager of the stadium.

**ORIGINALS RETIRE** — An era ended for the Cowboys in July. On July 5th at a press conference in Dallas, quarterback Don Meredith, the last of the original Cowboys, announced his retirement. Then, on July 18th, the day the veterans were to report to training camp, all-time rushing great Don Perkins officially retired.



**REPEAT CAPITOL WINS** — Once again the Cowboys rolled to the Capitol Division Championship with an 11-2-1 season. However, the Cowboys failed to win the Eastern Championship when on Dec. 28, the Cowboys lost to Cleveland, 38-14, in the Cotton Bowl.

## 1970

**FIVE STRAIGHT PLAYOFFS** — The Cowboys won their last five games to finish 10-4, claim the Eastern Division championship and make the playoffs for the fifth year in a row. They defeated Detroit, 5-0, in the opening round to get a shot at the National Conference championship.

**FIRST NFC TITLE** — The Cowboys captured the biggest prize of their 11-year history on Jan. 3 when they downed San Francisco, 17-10, for the NFC crown. A 16-13 loss to Baltimore in the Super Bowl Jan. 17 left Dallas with one major goal still unrealized.

## 1971

**TEXAS STADIUM** — The Cowboys opened a new era in their sparkling Irving, Tex., home with a 44-21 victory over the New England Patriots on October 24. Duane Thomas scored the first touchdown in the new stadium, a 56-yard run just two minutes and 16 seconds after the opening kickoff. Attendance was 65,708.

**SIX STRAIGHT PLAYOFFS** — The Cowboys won their last seven games to finish 11-3, claim the Eastern Division championship and make the playoffs for the sixth year in a row. They defeated Minnesota, 20-12, in the opening round.

**SECOND NFC TITLE** — For the second consecutive year, the Cowboys met the San Francisco 49ers in the National Conference showdown. This time Dallas won, 14-3, to qualify for its second straight Super Bowl.

**FIRST WORLD CHAMPIONSHIP** — The Cowboys downed the Miami Dolphins, 24-3, to win Super Bowl VI in New Orleans on Jan. 16. It was the 10th victory in a row for Dallas as Roger Staubach passed for two touchdowns and was named the game's Most Valuable Player.

## 1972

**FIRST 1,000-YARD BACK** — Calvin Hill became the first Dallas player to rush for 1,000 yards when he gained 111 on Dec. 9 against the Washington Redskins in Texas Stadium. Hill wound up with 1,036 yards for the season on a record 245 carries.

**SEVEN STRAIGHT PLAYOFFS** — The Cowboys qualified for the NFL playoffs a record seventh consecutive year, their 10-4 record earning them the National Conference Wild Card berth. Roger Staubach passed for two touchdowns in the last 1½ minutes to give the Cowboys a 30-28 victory at San Francisco in the first round. Then, at Washington on New Year's Eve, Dallas was foiled in its bid for a third straight NFL title with the Redskins won, 26-3.

## 1973

**100 VICTORIES** — The Cowboys and Coach Tom Landry recorded their 100th victory with a 40-3 Texas Stadium win over the New Orleans Saints on Sept. 24. Landry, the only head coach the Cowboys have had, ended the season with a career mark of 108-80-6 to rank ninth on the list of the NFL's all-time winningest coaches.

**EIGHT STRAIGHT PLAYOFFS** — The Cowboys regained the NFC Eastern Division title with a 10-4 record and broke their own NFL record by reaching the playoffs for the eighth year in a row. Dallas defeated Western Division champion Los Angeles in the first round, 27-16, but fell to Central Division winner Minnesota in the NFC Championship Game, 27-10.

## 1974

**FIRST TOP DRAFT CHOICE** — For the first time in their history, the Cowboys had the very first choice in the NFL college draft. The No. 1 pick came to Dallas from Houston in exchange for Tody Smith and Billy Parks. The Cowboys selected Ed "Too Tall" Jones, a 6-9 260-pound defensive end from Tennessee State.

**PLAYOFFS MISSED** — The Cowboys' record-breaking string of eight straight years in the NFL playoffs was broken when the club's 8-6 record failed to qualify.

## 1975

**LILLY HONORED** — "Mr. Cowboy" was honored on Bob Lilly Day at Texas Stadium at halftime of the Philadelphia game on Nov. 23. It was the first such recognition ever given to a Dallas player. Lilly never missed a game in 14 years with the Cowboys, earning All-Pro honors seven times at defensive tackle before retiring prior to the '75 season.

**TEN STRAIGHT WINNING SEASONS** — The Cowboys' 10-4 record earned them the NFC Wild Card berth in the playoffs. The composite record over 10 straight winning seasons was 101-37-2.

**THIRD NFC TITLE** — After shocking Minnesota in the first round, 17-14 on Roger Staubach's 50-yard "Hail Mary" pass to Drew Pearson, the Cowboys traveled to Los Angeles for the NFC showdown. Staubach threw four touchdown passes, three to Preston Pearson, and Dallas won, 37-7. Pittsburgh won Super Bowl X on Jan. 18 in Miami, 21-17.

## 1976

**MEREDITH, PERKINS HONORED** — Former Cowboys greats Don Meredith and Don Perkins joined Bob Lilly in the "Ring of Honor" at Texas Stadium during half-time ceremonies at the New York Giants game on Nov. 7.

**ELEVEN STRAIGHT WINNING SEASONS** — The Cowboys won the NFC Eastern Division title with their 11-3 record, giving them their 11th straight winning season and 10th playoff berth in that period. A 14-12 first round loss to Los Angeles — the first time Dallas had lost in the first round under the current playoff setup — ended the season.

## 1977

**HOWLEY HONORED** — Former All-Pro linebacker Chuck Howley, a Cowboy from 1961 through 1973, became the fourth member of the Ring of Honor. Howley was honored during ceremonies at halftime of the Detroit Lions game on Oct. 30.

**TWELVE STRAIGHT WINNING SEASONS** — Getting off to an 8-0 start, their best ever, the Cowboys rolled to a 12-2 record, the championship of the NFC East, and their 12th consecutive winning season. They opened their 11th visit to the playoffs in those 12 years with a 37-7 first-round victory over the Chicago Bears at Texas Stadium.

**FOURTH NFC TITLE** — Dallas crushed the Minnesota Vikings at Texas Stadium, 23-6, for National Conference crown No. 4 and the right to meet the Denver Broncos in Super Bowl XII.

**SECOND WORLD CHAMPIONSHIP** — The Cowboys stopped the Denver Broncos, 27-10, to win Super Bowl XII in New Orleans on January 15, 1978. In the process, Dallas tied Minnesota for most Super Bowl appearances (four) and Green Bay, Miami and Pittsburgh for most Super Bowl victories (two). Defensive linemen Harvey Martin and Randy White were named co-Most Valuable Players in the game.

## 1978

**THIRTEEN STRAIGHT WINNING SEASONS** — After a mediocre 6-4 start, the Cowboys won six straight games to finish the expanded regular season with a 12-4 record and their 10th division crown. It marked the Cowboys' 13th consecutive winning season and 12th trip to the playoffs in that span. Dallas rallied to beat Atlanta 27-20 in a divisional playoff at Texas Stadium, sending the Cowboys to their seventh NFC championship game in the past nine years.

**FIFTH NFC TITLE** — Dallas shut out the Rams in Los Angeles 28-0 in the National Conference title game to advance to the Super Bowl a record fifth time, including three of the last four. In the first Super Bowl rematch, Pittsburgh edged the Cowboys 35-31 for the NFL championship on Jan. 21 in Miami's Orange Bowl.

## 1979

**TWENTIETH ANNIVERSARY** — The Cowboys celebrated their 20th anniversary season at halftime of the St. Louis Cardinals game at Texas Stadium on Oct. 21. Stars from each of those 20 seasons plus Coach Tom Landry were introduced during the halftime ceremonies.

**FOURTH STRAIGHT NFC EAST TITLE** — Rallying from a mid-season slump the Cowboys won their final three games to finish with an 11-5 record, their 11th division championship, including the past four NFC East titles, and 14th consecutive winning season. The Cowboys made their 13th trip to the playoffs in those 14 years, but were eliminated by Los Angeles 21-19 in a divisional playoff at Texas Stadium.

## 1980

**STAUBACH RETIRES** — At a press conference at Texas Stadium on March 31, quarterback Roger Staubach announced his retirement after 11 record-breaking years with the Cowboys. Staubach held all major Cowboys' passing records and was the all-time leading NFL passer.

**LILLY ENTERS HALL OF FAME** — Bob Lilly, a seven-time All-Pro defensive tackle in his 14-year career with the Cowboys from 1961-74, became the first Cowboys' only player to be inducted into the Pro Football Hall of Fame. Enshrined along with Lilly on Aug. 2 at Canton, Ohio, were Herb Adderley, who played for the Cowboys from 1970-72, Jim Otto and Deacon Jones.

**FIFTEEN STRAIGHT WINNING SEASONS** — Behind new starting quarterback Danny White, the Cowboys rolled to their 15th consecutive winning season with a surprising 12-4 record, tied for best in the league with Philadelphia and Atlanta. The Cowboys lost the NFC East title to Philadelphia on a tie-breaker, but entered the playoffs for the 14th game in 15 years, this time as a wild card team. The Cowboys beat Los Angeles 34-13 at Texas Stadium in the NFC Wild Card Game and rallied past the Falcons at Atlanta 30-27 to advance to the NFC Championship Game at Philadelphia. But the Cowboys lost 20-7 in their bid for a sixth Super Bowl appearance.

**LANDRY'S 200th VICTORY** — Tom Landry joined George Halas and Curly Lambeau as the only coaches with 200 NFL victories when the Cowboys beat Los Angeles 34-13 on Dec. 28 at Texas Stadium in the NFC Wild Card Game, raising Landry's record to 200-119-6, counting regular season and playoff games.

## 1981

**RENFRO HONORED** — Former All-Pro defensive back Mel Renfro, the Cowboys' all-time leading pass interceptor, became the fifth member of the Cowboys' Ring of Honor. Renfro, who played for Dallas from 1964 through 1977, was honored during halftime ceremonies of the Cowboys-Miami Dolphins game at Texas Stadium Oct. 25.

**TWELFTH DIVISION CHAMPIONSHIP** — The Cowboys regained the NFC Eastern Division Championship, their 12th division title since 1966, with a 12-4 record and tied Oakland's NFL mark of 16 consecutive winning seasons. Entering the playoffs



for the 15th time in that span, the Cowboys advanced to the NFC Championship Game for the ninth time in 12 years by routing Tampa Bay 38-0 at Texas Stadium. But for the second year in a row Dallas lost the conference title game. San Francisco scored a last-minute touchdown at Candlestick Park to edge the Cowboys 28-27 for a berth in Super Bowl XVI.

## 1982

**200TH REGULAR-SEASON VICTORY** — The Cowboys beat Washington 24-10 at RFK Stadium on Dec. 5 for the club's and Coach Tom Landry's 200th regular season victory.

**SEVENTEEN STRAIGHT WINNING SEASONS** — The Cowboys finished the strike-shortened regular season with a 6-3 record to establish an NFL record of 17 consecutive winning seasons. Entering the playoffs for a record-tying eighth straight year and for the 16th time in 17 years, the Cowboys beat Tampa Bay 30-17 and Green Bay 37-26, both at Texas Stadium, to advance to the NFC Championship Game for the third year in a row. But again the Cowboys come up short, losing 31-17 at Washington.

## 1983

**STAUBACH HONORED** — Former quarterback Roger Staubach, who led the Cowboys to four Super Bowls, became the sixth member of the Ring of Honor during halftime ceremonies of the Cowboys-Tampa Bay game on Oct. 9.

**NEW HEADQUARTERS** — Ground was broken on Nov. 29 for the Cowboys' new headquarters and training facility at The Valley Ranch in northwest Dallas County.

**EIGHTEEN STRAIGHT WINNING SEASONS** — The Cowboys extended their NFL record to 18 consecutive winning seasons with a 12-4 finish. The club also set a league record with its ninth straight playoff appearance, qualifying as a wild card entry. The Los Angeles Rams eliminated the Cowboys from the playoffs, however, with a 24-17 upset victory at Texas Stadium in the NFC Wild Card Game on Dec. 26.

## 1984

**SILVER SEASON** — The Cowboys kicked off their 25th anniversary with a news conference at Texas Stadium on Jan. 27. Club President Tex Schramm announced the Cowboys would celebrate their 25th anniversary during 1984 under the theme "Silver Season."

**OWNERSHIP CHANGES HANDS** — The sale of the Cowboys from the Murchison family to an 11-member limited partnership headed by Dallas businessman H. R. "Bum" Bright was approved by NFL owners on March 19 at the league's annual meeting in Honolulu. The sale was completed on May 18.

**COWBOYS CENTER** — The Cowboys and Triland International announced plans on March 27 for Cowboys Center, an innovative joint venture that will develop business opportunities in a conference center, Cowboys ShowPlace, athletic club, sports arena, office park, housing, and retail and restaurant outlets on 200 acres at The Valley Ranch, adjacent to the Cowboys' new headquarters.

**NINETEEN STRAIGHT WINNING SEASONS** — The Cowboys defeated the Eagles 26-10 in Philadelphia to extend their NFL record to 19 consecutive winning seasons. The Cowboys finished 9-7 and missed the playoffs for the first time in 10 years and only the second time in 19 years.

## 1985

**STAUBACH ENTERS HALL OF FAME** — Roger Staubach, the master of the comeback victory during his 11-year career as a Cowboys quarterback, was inducted into the Pro Football Hall of Fame in his first year of eligibility. Enshrined with Staubach on Aug. 3 at Canton, Ohio, were Pete Rozelle, Joe Namath, O. J. Simpson and Frank Gatski. Staubach joined Bob Lilly as the only players who spent their entire career with the Cowboys to be elected to the Hall of Fame.

**TEXAS STADIUM IMPROVEMENTS** — Texas Stadium unveiled a new look when the Cowboys opened their preseason schedule against Green Bay on Aug. 10. The stadium became the first to have two DiamondVision color scoreboards, and the addition of 118 Crown Suites gave Texas Stadium more private suites, 296, than any stadium in the nation.

**COWBOYS RANCH OPENS** — Cowboys players and coaches reported on Aug. 27 to the team's new headquarters and training facility at Cowboys Center in Valley Ranch.

**DORSETT PASSES 10,000 YARDS** — On a 19-yard sweep around left end, Tony Dorsett became the sixth player in NFL history to rush for 10,000 yards. Dorsett's feat highlighted a 27-13 victory over Pittsburgh at Texas Stadium on Oct. 13.

**THIRTEENTH DIVISION CHAMPIONSHIP** — The Cowboys edged the New York Giants 28-21 on Dec. 15 at Texas Stadium to capture the NFC Eastern Division championship for the first time since 1981. Picked in most season previews to finish third or fourth in the division, the Cowboys rallied for their NFL record 20th consecutive winning season, a 13th division title in 20 years and a playoff berth for the 18th time in that span. But in their NFL record 36th playoff game appearance, the Cowboys fell 20-0 to the Los Angeles Rams in Anaheim Stadium on Jan. 4.

## 1986

**COWBOYS GO TO LONDON** — The Cowboys began preparations for their first trip to a foreign country when the NFL announced on March 12 that the Cowboys would play the Super Bowl champion Chicago Bears in a preseason game at London's Wembley Stadium on Aug. 3.

**100TH WIN AT TEXAS STADIUM** — Dallas defeated St. Louis 37-6 for the club's 100th victory at Texas Stadium. Since the facility opened in 1971 the Cowboys have compiled a 100-25 (.800) record.

**STREAK BROKEN** — The Cowboys' streak of 20 consecutive winning seasons from 1966 through 1985, third longest in professional sports history, came to an end when the club finished with a 7-9 record after losing seven of its last eight games. Only baseball's New York Yankees (39 straight winning seasons, 1926-64) and hockey's Montreal Canadiens (32 from 1951-52 through 1982-83) surpassed the Cowboys' accomplishment. After the 1986 season, the Washington Redskins' five straight winning campaigns (1982-86) represented the NFL's longest active streak.

## 1987

**FOUNDER DIES** — Cowboys founder Clint Murchison, Jr., died March 30 after a long illness. Murchison, 63, who owned the club until 1984, acquired the expansion Dallas franchise in the NFL in 1960. He hired Tex Schramm as general manager, gave Tom Landry a 10-year contract when his coaching career was in doubt in 1964 and was instrumental in the building of Texas Stadium.

**DORSETT GETS 12,000 YARDS** — Tony Dorsett became the fourth rusher in NFL history to gain more than 12,000 yards when he registered 52 yards against the Rams on Dec. 21 for a career total of 12,036. The only runners ahead of Dorsett were Walter Payton, Jim Brown and Franco Harris.

## 1988

**LANDRY TIES LAMBEAU** — Dallas opened the 1988 season against Pittsburgh on Sept. 12 and Tom Landry tied an NFL record held by Curly Lambeau by coaching in his 29th consecutive season with the same team. Lambeau led the Green Bay Packers from 1921-49.

## 1989

**JONES ACQUIRES COWBOYS, NAMED JOHNSON COACH** — Jerry Jones reached an agreement to purchase the Cowboys from Bum Bright on Feb. 25 and announced that University of Miami Coach Jimmy Johnson would replace Tom Landry.

**SALE APPROVED, SCHRAMM RESIGNS** — The sale of the Cowboys to Jerry Jones was unanimously approved by NFL owners on April 18 at a special meeting in New York. At the same meeting Tex Schramm was named president of the new World League of American Football. He announced his resignation as president and general manager of the Cowboys after 29 years with the club.

**AIKMAN SIGNED** — The Cowboys, holding the No. 1 pick in the NFL draft for only the second time in their history, announced the signing of quarterback Troy Aikman, the Heisman Trophy winner from UCLA, to a six-year contract on April 20.

## 1990

**AUSTIN TRAINING CAMP** — Beginning on July 18, nearly 100,000 fans visit the Cowboys' first ever in-state training camp at St. Edward's University in Austin.

**LANDRY ENTERS HALL OF FAME** — Tom Landry, who led the Cowboys to five Super Bowls and 20 consecutive winning seasons as the Cowboys head coach from 1960-88, was inducted into the Pro Football Hall of Fame in his first year of eligibility. Enshrined on Aug. 4 at Canton, Ohio, Landry joined former Dallas players Bob Lilly and Rober Staubach as the only Hall of Fame members who built their achievements with the Cowboys.

**SMITH ROOKIE OF THE YEAR, JOHNSON COACH OF THE YEAR** — Following a dramatic turn-around season where the team posted a 7-9 record and missed the playoffs by one game, Jimmy Johnson was named the NFL Coach of the Year by the Associated Press. Running back Emmitt Smith, who led all NFL rookie running backs in rushing yardage and touchdowns, was named the A.P.'s NFC Offensive Rookie of the Year.

## 1991

**RECORD DRAFT HAUL INCLUDES MARYLAND AS NO. 1 OVERALL PICK** — After a pre-draft trade with the New England Patriots, the Cowboys used the No. 1 overall selection in the NFL Draft for only the third time in franchise history. Dallas chose Outland Trophy winner Russell Maryland (DT) with the top pick. The Cowboys went on to acquire 16 more choices, setting a club record for most selections in a 12 round draft with 17 overall.

**SCHRAMM ENTERS HALL OF FAME** — One of the NFL's true innovators, and the guiding force behind the development of America's Team, Tex Schramm was inducted into the Pro Football Hall of Fame on July 27, 1991. Schramm, who served as the President and General manager of the Dallas Cowboys from the team's conception in 1960 until his retirement in 1989, joined Staubach, Lilly and Landry with his enshrinement in Canton, Ohio.





THE SIDELINES



# TEXAS STADIUM



The glittering showcase of Cowboys Football is Texas Stadium, a state-of-the-art modern football facility which opened on Oct. 24, 1971 with a 44-21 Cowboys victory over New England.

Located in the Dallas suburb of Irving, Texas Stadium has a seating capacity of 65,024 and features two DiamondVision color replay screens, 296 luxury suites, 52 concession stands, 16 specialty stands, 86 restrooms, 115 drinking fountains and 130 acres of parking. Texas Stadium's most unique feature is the partial roof which covers fans from inclement weather, but leaves the game outdoors. Texas Stadium also boasts the luxurious Stadium Club, one of Dallas' premier locations for private parties, banquets and convention gathering.

The newly opened Corral, outside Gate 8, features food, beverage, entertainment and large screen televisions for fan hospitality before, during, and after all Cowboys home games and special events.

Tours of Texas Stadium are available Monday through Friday at 10:00 a.m. and 2:00 p.m., and on Saturdays, Sundays and holidays, when no events are scheduled, at 11:00 a.m., 12:30 p.m., and 2:00 p.m. Call 214-438-7676 for more information.

The Cowboys souvenir shop, The Pro Shop, is also open daily on the grounds outside the stadium at Gate 8.

**Texas Stadium**  
**2401 Airport Freeway**  
**Irving, TX 75062**

Tommy Hodges .....	President, Texas Stadium Corp.
Bruce Hardy .....	Director of Marketing
Ron Underwood .....	Director of Operations

**DALLAS COWBOYS TRAVEL**Cowboys Center  
214/556-2800Lincoln Plaza  
214/740-4040

Dallas Cowboys Travel is a full-service travel agency specializing in "Cowboys Home and Away Game Weekend Packages." These packages include accommodations, game day brunch, game tickets plus bus transportation to and from the game. The agency also handles international, corporate and leisure travel arrangements.

**Cowboys on the Road****Home Games**

DFW Hilton ..... 817/481-8444

**Kansas City (August 2)**

Overland Park Marriott ..... 913/451-8000

**Houston (August 18)**

Doubletree at Allen Center ..... 713/759-0202

**Cleveland (August 31)**

Sheraton City Center ..... 216/771-7600

**Phoenix (September 21)**

Hyatt Regency at Civic Plaza ..... 602/252-1234

**Green Bay (at Milwaukee, October 5)**

Milwaukee Marriott ..... 414/786-1100

**Detroit (October 26)**

Hilton Suites - Auburn Hills ..... 313/334-2222

**Houston (November 9)**

Doubletree at Allen Center ..... 713/759-0202

**New York Giants (November 16)**

Loews Glenpointe ..... 201/836-0600

**Washington (November 23)**

Loews L'Enfant Plaza ..... 202/484-1000

**Philadelphia (December 14)**

Hyatt - Cherry Hill ..... 609/662-1234



# Dallas Cowboys Cheerleaders

The Cowboys transformed the idea of sideline cheerleaders in 1972 when they mixed a unique blend of glamour and dance with an old football tradition. Nobody at the time predicted the Dallas Cowboys Cheerleaders would become an international phenomenon, but that's precisely what happened.

At the height of their popularity during the Cowboys' Super Bowl years, two made-for-TV movies about the Cowboys Cheerleaders drew top ratings.

Besides being an integral part of Cowboys games at Texas Stadium, the Cheerleaders perform at numerous state fairs, college halftime shows and other events around the country.

The Cowboys Cheerleaders also donate their time to many charitable and civic causes, and they bring their special brand of goodwill to American military bases in places like Korea, the Phillipines, Cuba, Panama, the Indian Ocean and the Persian Gulf.

The Cowboys Cheerleaders' annual USO/Department of Defense tours every Christmas and spring have become a special tradition. Since 1979 the Cheerleaders have visited and entertained hundreds of thousands of United States military personnel all over the world on 22 USO/DOD tours.



**Kelli McGonagill**  
Director



**Judy London**  
Assistant Director



**Shannon Werthmann**  
Choreographer



**Judy Trammell**  
Assistant Choreographer

## 1991-92 Dallas Cowboys Cheerleaders

### VETERANS

Kourtney Mitchell	3rd Season / 1st Leader
Brittain O'Steen	3rd Season / 1st Leader
Shelly Roper	3rd Season / 1st Leader
Marnie Pizzitola	2nd Season / 1st Leader
Helen Stubblefield	3rd Season / 2nd Leader
Ronda Cates	2nd Season / 2nd Leader
Susan Mitchell	2nd Season / 2nd Leader
Carla Waddill	2nd Season / 2nd Leader
Dorie Braddy	2nd Season
Tandra Cromer	2nd Season
Kirsten Krueger	2nd Season
Wendy Newman	2nd Season
Kristin Pavuk	2nd Season
Debbie Schauer	2nd Season
DeAnn Taylor	2nd Season
Alice Williams	2nd Season

### ROOKIES

Lisa Ames	Pamela Guyton
Lauren Ashworth	Stacy Malmay
Tina Brenkus	Amy Merriman
Shannon Browder	Glenn Morrison
My Thi Carbay	Suzanne Rouse
Christina Carr	Danyce Scott
Wendy Clayton	Brandy Setzer
Natalie Cross	Leslie Shaw
Kelly Drake	Michelle Starr
D'Laine Gutmann	Dana Watkins

## Cowboys on Radio

There's a new flagship home for radio broadcasts of the Dallas Cowboys for the 1991 season. KVIL-FM 103.7 will introduce stereo sound to the National Football League. State-of-the-art technology will enable KVIL-FM to broadcast Cowboys games at home and away to a Metroplex audience in "close-up" stereo. KVIL will originate all games broadcast across "The Dallas Cowboys Radio Network," consisting of more than 100 stations in seven states.

The long-time voice of the Dallas Cowboys, Brad Sham joins the KVIL staff to continue his tradition of calling the play-by-play. Dale Hansen brings his unique insights to the color commentary. KVIL's creative approach to pre-game coverage begins two hours prior to each kickoff. Live post-game locker room interviews with players and coaches will follow each game.

KVIL's coverage continues through the week with evening programs featuring Cowboys owner Jerry Jones, head coach Jimmy Johnson and selected star players. Cowboy coverage extends through the day with KVIL's exclusive "Two Minute Drill."

Cowboys games will also be broadcast in Spanish on the "Dallas Cowboys Radio Network in Spanish" to 11 stations in the southwest. Armando Quintero and Mario Montez will call the action for the Cowboys games that will originate on KESS-AM in the Dallas/Fort Worth area.

### The Dallas Cowboys Radio Network

**TEXAS:** Abilene, KORQ-AM; Alpine, KVLF-AM; Amarillo, KGNC-AM; Austin, KVET-AM; Beaumont, KLVI-AM; Big Spring, KBST-AM; Brady, KNEL-AM; Bridgeport, KWCS-FM; Brownwood, KXYL-AM; Bryan, KTAM-AM; Carthage, KGAS-AM; Center, KDET-AM; Cleburne, KCLE-AM; Coleman, KSTA-AM; Corpus Christi, KSIX-AM; Cuero, KORQ-AM/FM; Dallas, KVIL-FM; Denton, KDNT-AM; Dimmitt, KDHN-AM; Eagle Pass, KINL-FM; Edinburg, KURV; El Paso, KROD; Fairfield, KNES-FM; Fredericksburg, KNAF-AM; Ft. Stockton, KFST-AM/FM; Gatesville, KRYL-FM; Gonzales, KCTI-AM, KPJN-FM; Greenville, KGVJ; Hallettsville, KRJH-AM; Haskell, KVRP-FM; Hereford, KPAN-AM/FM; Houston, KSEV-AM; Jacksonville, KEBE-AM; Jasper, KWYX-FM; Kermit, KERB-AM; Lamesa, KPET-AM; Lampasas, KCVL-AM; Levelland, KLVT-AM; Liberty, KPXE-AM; Longview, KFRO-AM; Lubbock, KFYO-AM; Lufkin, KRBA-AM; Marble Falls, KHLB; Marshall, KCUL-AM; Mexia, KYCS-FM; Midland, KCRS-AM; Paris, KPLT-AM; Perryton, KEYE-AM; Plainview, KVOP-AM; Rockdale, KRXT-FM; Rusk, KTLU-AM, KWRW-FM, San Angelo, KAYJ-AM; San Antonio, WOAI-AM; Silsbee, KWDX-AM/FM; Snyder, KSNY-AM/FM; Sonora, KHOS-AM/FM; Spearman, KRDF-FM; Stephenville, KSTV-AM/FM; Sulphur Springs, KSST-AM; Sweetwater, KXOX-AM; Temple, KTEM; Terrell, KTLR-FM; Texarkana, KTWN; Tulia, KTUE-AM; Tyler, KTBB-AM; Uvalde, KYUF-FM; Vernon, KVWC; Victoria, KNAL-AM; Waco, WACO-AM; Weatherford, KZEE-AM; Woodville, KVLL-AM.

**ARKANSAS:** Blytheville, KLCN; Searcy, KWCK-AM.

**ARIZONA:** Coolidge, KCKY-AM; Tucson, KTUC-AM.

**LOUISIANA:** Shreveport, KFLO-AM.

**NORTH CAROLINA:** Cherryville, WGNC-AM/WCSL-AM.

**NEW MEXICO:** Roswell, KBIM-AM/FM.

**OKLAHOMA:** Barleetsville, KYFM; Clinton, KXOL-AM; Duncan, KRHD-FM; Muskogee, KBIX-AM; Okmulgee, KOKL-AM; Ponca City, KLOR-FM; Tulsa, KTRT-AM.

### The Dallas Cowboys Radio Network in Spanish

**TEXAS:** Austin, KELG-AM; Dallas-Fort Worth, KESS-AM; Eagle Pass, XEMU-AM; El Paso, XEROK-AM; Laredo, XEAS-AM; McAllen, XERKS-AM; Pecos, KPTX-FM; San Angelo, KSJT-FM; San Antonio, KSAH-AM; Stamford, KVRP-AM.

**NEW MEXICO:** Albuquerque, KABQ-AM.

## Cowboys on Television

### "Cowboys Special Edition"

"Cowboys Special Edition," with Jerry Jones, is a magazine-style inside look at the team televised every Saturday night at 6:30 p.m. on KDFW, Channel 4, in Dallas-Fort Worth. It is also syndicated by Raycom to a regional network of 30 stations.

### "The Jimmy Johnson Show"

"The Jimmy Johnson Show" is televised by KDFW, Channel 4, in Dallas-Fort Worth every Sunday morning at 11:00 a.m. during the season. Produced by The SilverStar Network and hosted by Channel 4 Sports Director Ted Dawson, it is also syndicated on a regional network of nearly 30 stations by Raycom.

#### The SilverStar Network

214-556-9358

Brenda Bushell

Director of Television

The SilverStar Network is a full-service production, sales and syndication unit formed in 1990 and owned by the Dallas Cowboys Football Club.

Karen Carter - Administrative Assistant

John Chang - Senior Videographer/Editor

Ron Cunningham - Producer and Director

Laura Fryar - Administration/Production Intern

Roger Greene - Videographer

Stacy Jacobs - Reporter/Assistant Producer

Craig James - Reporter

Chris Morris - Production Coordinator

Scott Purcell - Intern

Rose M. Squillacote - Business Manager/Syndication

Lowell Thaler - Producer

## Cowboys in Print

### "Dallas Cowboys Weekly"

"Dallas Cowboys Weekly" remains the largest team publication in sports with a circulation of 40,000. Published by Russ Russell and edited by Jim Browder, the 16-year-old Cowboys Weekly reaches fans across the nation 32 times a year with action photos, game stories, inside information, profiles of players and cheerleaders and much more.

### "GameDay"

"GameDay" is the souvenir magazine sold only at Cowboys home games. GameDay gives you lineups, player photos, updated statistics, news and features about the Cowboys and other NFL teams.

### "Dallas Cowboys Bluebook"

"Dallas Cowboys Bluebook" is the team's annual yearbook. Re-designed for the 1990's, the Bluebook is now loaded with color photos of Cowboys players, cheerleaders and coaches, and information about the team. Available by mail and at Texas Stadium, it's the only annual publication about the Cowboys.



## Entertainment Activities



### ★ Bill Lively

Bill Lively is the Cowboys' executive entertainment producer. Named to the position in 1989, Lively coordinates the presentation of all entertainment components of Dallas Cowboys football games at Texas Stadium.

The entertainment presentation at Cowboys games is recognized throughout the NFL as one of the most complete and state-of-the-art productions in all of professional sports. That entertainment includes the Cowboys Cheerleaders, DiamondVision scoreboard, public address announcer, recorded music, strolling bands outside the stadium, the Cowboys Trumpets plus pregame and halftime events.

Lively is also the Vice President for University Advancement at Southern Methodist University. He directed the Cowboys Band for 14 years and is the former director of the SMU Band.

#### 1991 Halftime Activities

- Aug. 12 (L.A. Raiders)** . . . . USO 50th Anniversary Tribute to the Dallas Cowboys Cheerleaders
- Aug. 23 (Atlanta)** . . . . . Youth League Football Exhibition
- Sept. 9 (Washington)** . . . . . Texas A & M Marching Band
- Sept. 15 (Philadelphia)** . . . . Texas Christian Marching Band
- Sept. 29 (N.Y. Giants)** . . . . Grambling State University Band
- Oct. 13 (Cincinnati)** . . . . . University of Texas Marching Band
- Nov. 3 (Phoenix)** . . . . . National Cheerleading Competition
- Nov. 28 (Pittsburgh)** . . . . . "The Huggies Bowl"
- Dec. 8 (New Orleans)** . . . . The All American Drill Team
- Dec. 22 (Atlanta)** . . . . . Christmas with the Cowboys  
Bob Lilly Award Presentation



### ★ Murphy Martin

The Voice of Texas Stadium, Murphy Martin, returns to his familiar role as the Dallas Cowboys public address announcer again in 1991. A veteran network news anchorman, Martin has handled nearly every type of P.A. responsibility at Texas Stadium for the past 17 years.

Martin has also manned the public address announcer's booth for the pregame and half-time festivities at three NFL Super Bowls.

## Cowboys Attendance Records

## TOTAL ATTENDANCE

Year	Home Games (No.)	Avg.	Percent Change	Road Games (No.)	Pre-Season Games (No.)	Post-Season Games	Grand Total
1960	128,500(6)	21,417	—	214,820(6)	120,284(6)	—	463,604
1961	172,000(7)	24,571	+33.9%	251,443(7)	97,584(5)	—	521,027
1962	152,446(7)	21,778	-11.4%	278,807(7)	178,683(5)	—	609,936
1963	188,727(7)	26,961	+23.8%	280,062(7)	214,290(5)	—	683,079
1964	268,661(7)	38,380	+42.3%	356,339(7)	207,751(5)	—	832,751
1965	388,912(7)	55,559	+44.8%	366,390(7)	199,395(5)	65,569	1,020,266
1966	473,373(7)	67,625	+21.7%	408,889(7)	238,186(5)	75,504	1,195,952
1967	460,476(7)	65,782	-2.7%	402,843(7)	278,511(5)	121,647	1,263,477
1968	470,110(7)	67,158	+2.1%	401,626(7)	300,909(6)	104,458	1,277,103
1969	443,352(7)	63,336	-5.7%	434,477(7)	384,095(6)	100,472	1,362,396
1970	411,531(7)	58,790	-7.2%	398,377(7)	347,327(6)	212,847	1,370,802
1971	466,220(7)	66,603	+13.3%	416,043(7)	375,250(6)	195,716	1,454,229
1972	446,990(7)	63,856	-4.1%	391,852(7)	474,273(7)	114,343	1,427,548
1973	433,030(7)	61,861	-3.1%	423,177(7)	355,994(6)	128,815	1,341,016
1974	373,435(7)	53,348	-13.8%	378,233(7)	284,620(6)	—	1,036,288
1975	402,294(7)	57,471	+7.7%	404,073(7)	273,567(6)	211,095	1,291,029
1976	412,698(7)	58,957	+2.6%	414,867(7)	320,564(6)	62,436	1,210,565
1977	432,885(8)	61,840	+5.0%	398,486(7)	329,549(6)	201,288	1,362,208
1978	498,865(8)	62,358	+0.9%	484,905(8)	260,344(4)	206,464	1,450,578
1979	508,965(8)	63,621	+0.2%	488,432(8)	268,989(5)	64,792	1,331,178
1980	477,378(8)	59,672	-6.2%	492,828(8)	244,612(4)	195,251	1,410,069
1981	511,541(8)	63,943	+7.2%	502,392(8)	243,849(4)	125,373	1,383,155
1982	269,981(5)	53,996	-15.6%	217,153(4)	208,057(4)	184,059	879,250
1983	505,793(8)	63,224	+17.1%	481,230(8)	217,621(4)	43,521	1,248,165
1984	479,733(8)	59,967	-5.2%	523,951(8)	203,646(4)	—	1,207,330
1985	478,958(8)	59,870	-0.2%	489,913(8)	193,795(4)	66,351	1,229,017
1986	469,806(8)	58,726	-1.9%	518,627(8)	299,134(5)	—	1,287,567
1987	344,406(7)	49,201	-16.2%	416,141(8)	199,327(4)	—	959,874
1988	393,129(8)	49,141	-0.1%	528,529(8)	177,080(4)	—	1,098,738
1989	418,346(8)	52,293	+6.4%	490,586(8)	215,219(4)	—	1,124,151
1990	475,432(8)	59,429	+13.7%	483,944(8)	173,716(4)	—	1,133,092
Total	12,357,973(225)	54,924	—	12,739,435(225)	7,886,221(156)	2,481,001	35,464,630

## \*LARGEST CROWDS

## Home

80,259 — Dallas 26, Cleveland 14; Nov. 24, 1966.  
76,965 — Dallas 31, St. Louis 17; Dec. 4, 1966.

## Away

84,850 — Cleveland 42, Dallas 10; Nov. 2, 1969.  
84,278 — Dallas 17, New Orleans 3; Nov. 3, 1968.

\*Cowboys-Rams played before 87,381 in pre-season, Aug. 8, 1969 in Los Angeles.

## SMALLEST CROWDS

## Home

†10,000 — San Francisco 26, Dallas 14; Nov. 20, 1960.  
12,692 — Chicago 34, Dallas 33; Nov. 18, 1962.

## Away

4,954 — Dallas 38, Minnesota 13; Aug. 5, 1961 in Sioux Falls, S.D.  
12,370 — Dallas 38, N.Y. Jets 24; Oct. 4, 1987.

†Estimated; no turnstiles in Cotton Bowl in 1960 and 1961.

## SELLOUT STREAKS

The Dallas Cowboys have sold out 111 of their 160 games, including playoffs, at Texas Stadium (69.4%). Since 1976, 95 of the 124 Cowboys games at Texas Stadium have been sold out.

Longest home sellout streak — 44 straight games (began 10/16/77 vs. Washington, ended 11/21/82 vs. Tampa Bay) regular season and playoffs.

Last home non-sellout (regular season and playoffs) — 12/16/90 vs. Phoenix

Longest road sellout streak — 43 straight games (began 9/24/79 @ Cleveland, ended 11/18/84 @ Buffalo)

Last road non-sellout (regular season and playoffs) — 11/18/90 @ L.A. Rams (2 straight)



# 1990 Final Standings

## AFC EASTERN DIVISION

	W	L	T	Pct.	Pts.	OP
*Buffalo	13	3	0	.813	428	263
†Miami	12	4	0	.750	336	242
Indianapolis	7	9	0	.438	281	353
N.Y. Jets	6	10	0	.375	295	345
New England	1	15	0	.063	181	446

## CENTRAL DIVISION

*Cincinnati	9	7	0	.563	360	352
†Houston	9	7	0	.563	405	307
Pittsburgh	9	7	0	.563	292	240
Cleveland	3	13	0	.188	228	462

## WESTERN DIVISION

*L.A. Raiders	12	4	0	.750	337	268
†Kansas City	11	5	0	.688	369	257
Seattle	9	7	0	.563	306	286
San Diego	6	10	0	.375	315	281
Denver	5	11	0	.313	331	374

\*Division Champion  
†Wild Card Team

## FIRST ROUND PLAYOFFS

- @ Miami 17, Kansas City 16
- @ Cincinnati 41, Houston 14

## DIVISIONAL PLAYOFFS

- @ Buffalo 44, Miami 34
- @ L.A. Raiders 20, Cincinnati 10

## CONFERENCE CHAMPIONSHIP

- @ Buffalo 51, L.A. Raiders 3

## NFC EASTERN DIVISION

	W	L	T	Pct.	Pts.	OP
*N.Y. Giants	13	3	0	.813	335	211
†Philadelphia	10	6	0	.625	396	299
†Washington	10	6	0	.625	381	301
Dallas	7	9	0	.438	244	308
Phoenix	5	11	0	.313	268	396

## CENTRAL DIVISION

*Chicago	11	5	0	.688	348	280
Tampa Bay	6	10	0	.375	264	367
Detroit	6	10	0	.375	373	413
Green Bay	6	10	0	.375	271	347
Minnesota	6	10	0	.375	351	326

## WESTERN DIVISION

*San Francisco	14	2	0	.875	353	239
†New Orleans	8	8	0	.500	274	275
L.A. Rams	5	11	0	.313	345	412
Atlanta	5	11	0	.313	348	365

\*Division Champion  
†Wild Card For Playoffs

## FIRST ROUND PLAYOFFS

- Washington 20, @ Philadelphia 6
- Chicago 16, New Orleans 6

## DIVISIONAL PLAYOFFS

- @ San Francisco 28, Washington 10
- @ N.Y. Giants 31, Chicago 3

## CONFERENCE CHAMPIONSHIP

- N.Y. Giants 15, @ San Francisco 13

## SUPER BOWL XXV at Tampa Stadium, Tampa, FL

N.Y. Giants 20, Buffalo 19

## AFC-NFC PRO BOWL

AFC 23, NFC 21

# 1991 NFL Post Season Games

## SATURDAY, DECEMBER 28

FIRST-ROUND GAMES

## SUNDAY, DECEMBER 29

FIRST-ROUND GAMES

## SATURDAY, JANUARY 4

SECOND-ROUND GAMES

## SUNDAY, JANUARY 5

SECOND-ROUND GAMES

## SUNDAY, JANUARY 12

AFC CHAMPIONSHIP GAME

NFC CHAMPIONSHIP GAME

## SUNDAY, JANUARY 26

SUPER BOWL XXVI (Minneapolis, MN)

## SUNDAY, FEBRUARY 2

AFC-NFC PRO BOWL

AT HONOLULU, HAWAII



**1991 NATIONAL FOOTBALL LEAGUE SCHEDULE**

(All times local)

**SUNDAY, SEPT. 1 (1st Weekend)**

Atlanta at Kansas City	12:00
Cincinnati at Denver	2:00
Dallas at Cleveland	1:00
Los Angeles Raiders at Houston	3:00
Miami at Buffalo	4:00
Minnesota at Chicago	3:00
New England at Indianapolis	3:00
Philadelphia at Green Bay	12:00
Phoenix at Los Angeles Rams	1:00
San Diego at Pittsburgh	4:00
Seattle at New Orleans	12:00
Tampa Bay at New York Jets	1:00
Detroit at Washington	8:00

**MONDAY, SEPT. 2**

San Francisco at New York Giants	9:00
----------------------------------	------

**SUNDAY, SEPT. 8 (2nd Weekend)**

Chicago at Tampa Bay	1:00
Cleveland at New England	1:00
Denver at Los Angeles Raiders	1:00
Green Bay at Detroit	1:00
Indianapolis at Miami	1:00
Los Angeles Rams at New York Giants	1:00
Minnesota at Atlanta	1:00
New Orleans at Kansas City	12:00
New York Jets at Seattle	1:00
Phoenix at Philadelphia	1:00
Pittsburgh at Buffalo	1:00
San Diego at San Francisco	1:00
Houston at Cincinnati	8:00

**MONDAY, SEPT. 9**

Washington at Dallas	8:00
----------------------	------

**SUNDAY, SEPT. 15 (3rd Weekend)**

Atlanta at San Diego	1:00
Buffalo at New York Jets	4:00
Cincinnati at Cleveland	1:00
Indianapolis at Los Angeles Raiders	1:00
Miami at Detroit	1:00
New England at Pittsburgh	1:00
New York Giants at Chicago	12:00
Philadelphia at Dallas	12:00
Phoenix at Washington	1:00
San Francisco at Minnesota	12:00
Seattle at Denver	2:00
Tampa Bay at Green Bay	12:00
Los Angeles Rams at New Orleans	7:00

**MONDAY, SEPT. 16**

Kansas City at Houston	8:00
------------------------	------

**SUNDAY, SEPT. 22 (4th Weekend)**

Buffalo at Tampa Bay	4:00
Cleveland at New York Giants	1:00
Detroit at Indianapolis	12:00
Green Bay at Miami	1:00
Houston at New England	1:00
Los Angeles Raiders at Atlanta	1:00
Los Angeles Rams at San Francisco	1:00
Minnesota at New Orleans	12:00
Pittsburgh at Philadelphia	1:00
San Diego at Denver	2:00
Seattle at Kansas City	3:00
Washington at Cincinnati	1:00
Dallas at Phoenix	5:00

**MONDAY, SEPT. 23**

New York Jets at Chicago	8:00
--------------------------	------

**SUNDAY, SEPT. 29 (5th Weekend)**

Chicago at Buffalo	1:00
--------------------	------

**SUNDAY, SEPT. 29 (5th Weekend Cont.)**

Green Bay at Los Angeles Rams	1:00
Indianapolis at Seattle	1:00
Kansas City at San Diego	1:00
Miami at New York Jets	4:00
New England at Phoenix	1:00
New Orleans at Atlanta	1:00
New York Giants at Dallas	12:00
San Francisco at Los Angeles Raiders	1:00
Tampa Bay at Detroit	1:00
Denver at Minnesota	7:00

**MONDAY, SEPT. 30**

Philadelphia at Washington	9:00
----------------------------	------

**SUNDAY, OCT. 6 (6th Weekend)**

Open Date: 4 NFC West teams

Dallas vs. Green Bay at Milwaukee	12:00
Denver at Houston	12:00
Miami at New England	1:00
Minnesota at Detroit	1:00
New York Jets at Cleveland	1:00
Philadelphia at Tampa Bay	1:00
Phoenix at New York Giants	4:00
San Diego at Los Angeles Raiders	1:00
Seattle at Cincinnati	1:00
Washington at Chicago	12:00
Pittsburgh at Indianapolis	7:00

**MONDAY, OCT. 7**

Buffalo at Kansas City	8:00
------------------------	------

**SUNDAY, OCT. 13 (7th Weekend)**

Open Date: NFC Central and Two AFC Fifth Place teams

Cincinnati at Dallas	12:00
Cleveland at Washington	1:00
Houston at New York Jets	4:00
Indianapolis at Buffalo	1:00
Miami at Kansas City	3:00
New Orleans at Philadelphia	1:00
Phoenix at Minnesota	12:00
San Diego at Los Angeles Rams	1:00
San Francisco at Atlanta	1:00
Los Angeles Raiders at Seattle	4:30

**MONDAY, OCT. 14**

New York Giants at Pittsburgh	9:00
-------------------------------	------

**THURSDAY, OCT. 17 (8th Weekend)**

Open Dates: 4 NFC East teams

Chicago at Green Bay	6:30
----------------------	------

**SUNDAY, OCT. 20**

Atlanta at Phoenix	1:00
Cleveland at San Diego	1:00
Detroit at San Francisco	1:00
Houston at Miami	1:00
Kansas City at Denver	2:00
Los Angeles Rams at Los Angeles Raiders	1:00
Minnesota at New England	1:00
New York Jets at Indianapolis	12:00
Seattle at Pittsburgh	1:00
Tampa Bay at New Orleans	12:00

**MONDAY, OCT. 21**

Cincinnati at Buffalo	9:00
-----------------------	------

**SUNDAY, OCT. 27 (9th Weekend)**

Open Date: 4 AFC East teams

Chicago at New Orleans	12:00
Cincinnati at Houston	12:00
Dallas at Detroit	4:00

**SUNDAY, OCT. 27th (9th Weekend Cont.)**

Denver at New England	1:00
Green Bay at Tampa Bay	1:00
Los Angeles Rams at Atlanta	1:00
Minnesota at Phoenix	2:00
Pittsburgh at Cleveland	1:00
San Diego at Seattle	1:00
San Francisco at Philadelphia	1:00
Washington at New York Giants	8:00

**MONDAY, OCT. 28**

Los Angeles Raiders at Kansas City	8:00
------------------------------------	------

**SUNDAY, NOV. 3 (10th Weekend)**

Open Date: 4 AFC West teams

Atlanta at San Francisco	1:00
Cleveland at Cincinnati	1:00
Detroit at Chicago	12:00
Green Bay at New York Jets	1:00
Houston at Washington	1:00
Miami at Indianapolis	4:00
New England at Buffalo	1:00
New Orleans at Los Angeles Rams	1:00
Phoenix at Dallas	12:00
Tampa Bay at Minnesota	12:00
Pittsburgh at Denver	6:00

**MONDAY, NOV. 4**

New York Giants at Philadelphia	9:00
---------------------------------	------

**SUNDAY, NOV. 10 (11th Weekend)**

Atlanta at Washington	1:00
Buffalo vs. Green Bay at Milwaukee	12:00
Dallas at Houston	12:00
Detroit at Tampa Bay	1:00
Indianapolis at New York Jets	1:00
Kansas City at Los Angeles Rams	1:00
Los Angeles Raiders at Denver	2:00
New York Giants at Phoenix	2:00
Philadelphia at Cleveland	1:00
Pittsburgh at Cincinnati	1:00
San Francisco at New Orleans	12:00
Seattle at San Diego	1:00
New England at Miami	8:00

**MONDAY, NOV. 11**

Chicago at Minnesota	8:00
----------------------	------

**SUNDAY, NOV. 17 (12th Weekend)**

Chicago at Indianapolis	1:00
Cincinnati at Philadelphia	1:00
Dallas at New York Giants	4:00
Denver at Kansas City	12:00
Los Angeles Rams at Detroit	4:00
Minnesota at Green Bay	12:00
New Orleans at San Diego	1:00
New York Jets at New England	1:00
Phoenix at San Francisco	1:00
Seattle at Los Angeles Raiders	1:00
Tampa Bay at Atlanta	1:00
Washington at Pittsburgh	1:00
Cleveland at Houston	7:00

**MONDAY, NOV. 18**

Buffalo at Miami	9:00
------------------	------

**SUNDAY, NOV. 24 (13th Weekend)**

Buffalo at New England	1:00
Dallas at Washington	1:00
Denver at Seattle	1:00
Detroit at Minnesota	12:00
Houston at Pittsburgh	1:00
Indianapolis vs. Green Bay at Milwaukee	12:00
Kansas City at Cleveland	1:00
Los Angeles Raiders at Cincinnati	1:00
Miami at Chicago	12:00
New York Giants at Tampa Bay	1:00
Philadelphia at Phoenix	2:00
San Diego at New York Jets	4:00
Atlanta at New Orleans	7:00

**MONDAY, NOV. 25 (13th Weekend Cont.)**

San Francisco at Los Angeles Rams	6:00
-----------------------------------	------

**THURSDAY, NOV. 28 (14th Weekend)****Thanksgiving Day**

Open Date: 2 NFC fifth-place teams

Chicago at Detroit	12:30
Pittsburgh at Dallas	3:00

**SUNDAY, DEC. 1**

Cleveland at Indianapolis	1:00
Green Bay at Atlanta	1:00
Kansas City at Seattle	1:00
New England at Denver	2:00
New Orleans at San Francisco	1:00
New York Giants at Cincinnati	4:00
New York Jets at Buffalo	1:00
Tampa Bay at Miami	1:00
Washington at Los Angeles Rams	1:00
Los Angeles Raiders at San Diego	5:00

**MONDAY, DEC. 2**

Philadelphia at Houston	8:00
-------------------------	------

**SUNDAY, DEC. 8 (15th Weekend)**

Atlanta at Los Angeles Rams	1:00
Buffalo at Los Angeles Raiders	1:00
Denver at Cleveland	1:00
Green Bay at Chicago	12:00
Indianapolis at New England	1:00
New Orleans at Dallas	12:00
New York Jets at Detroit	4:00
Philadelphia at New York Giants	1:00
Pittsburgh at Houston	12:00
San Diego at Kansas City	12:00
San Francisco at Seattle	1:00
Washington at Phoenix	2:00
Minnesota at Tampa Bay	8:00

**MONDAY, DEC. 9**

Cincinnati at Miami	9:00
---------------------	------

**SATURDAY, DEC. 14 (16th Weekend)**

Kansas City at San Francisco	1:00
Tampa Bay at Chicago	11:30

**SUNDAY, DEC. 15**

Cincinnati at Pittsburgh	1:00
Dallas at Philadelphia	1:00
Detroit at Green Bay	12:00
Houston at Cleveland	1:00
Los Angeles Rams at Minnesota	12:00
Miami at San Diego	1:00
New England at New York Jets	1:00
New York Giants at Washington	4:00
Phoenix at Denver	2:00
Seattle at Atlanta	1:00
Buffalo at Indianapolis	8:00

**MONDAY, DEC. 16**

Los Angeles Raiders at New Orleans	8:00
------------------------------------	------

**SATURDAY, DEC. 21 (17th Weekend)**

Green Bay at Minnesota	3:00
Houston at New York Giants	12:30

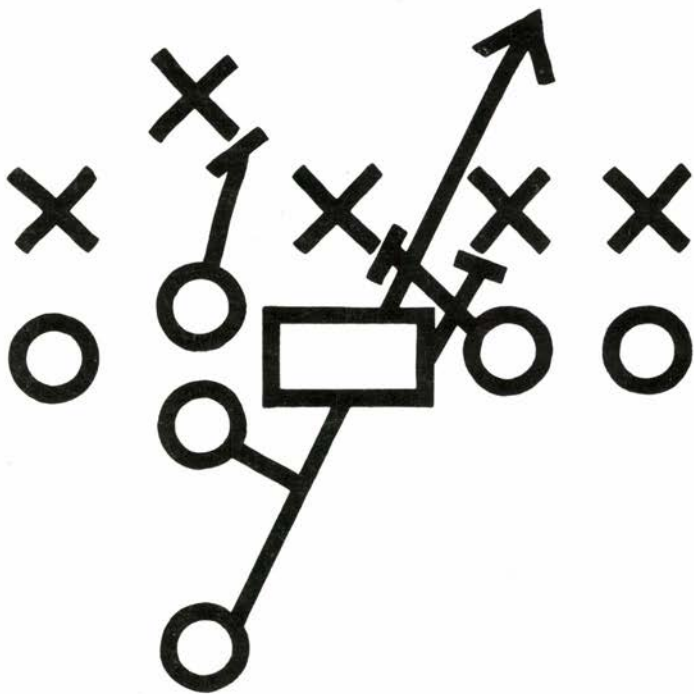
**SUNDAY, DEC. 22**

Atlanta at Dallas	12:00
Cleveland at Pittsburgh	1:00
Denver at San Diego	1:00
Detroit at Buffalo	1:00
Indianapolis at Tampa Bay	1:00
Kansas City at Los Angeles Raiders	1:00
New England at Cincinnati	1:00
New Orleans at Phoenix	2:00
New York Jets at Miami	1:00
Washington at Philadelphia	4:00
Los Angeles Rams at Seattle	5:00

**MONDAY, DEC. 23**

Chicago at San Francisco	6:00
--------------------------	------

Maybe it's time your  
telecommunications  
system had one.



**GTE**

THE POWER IS ON